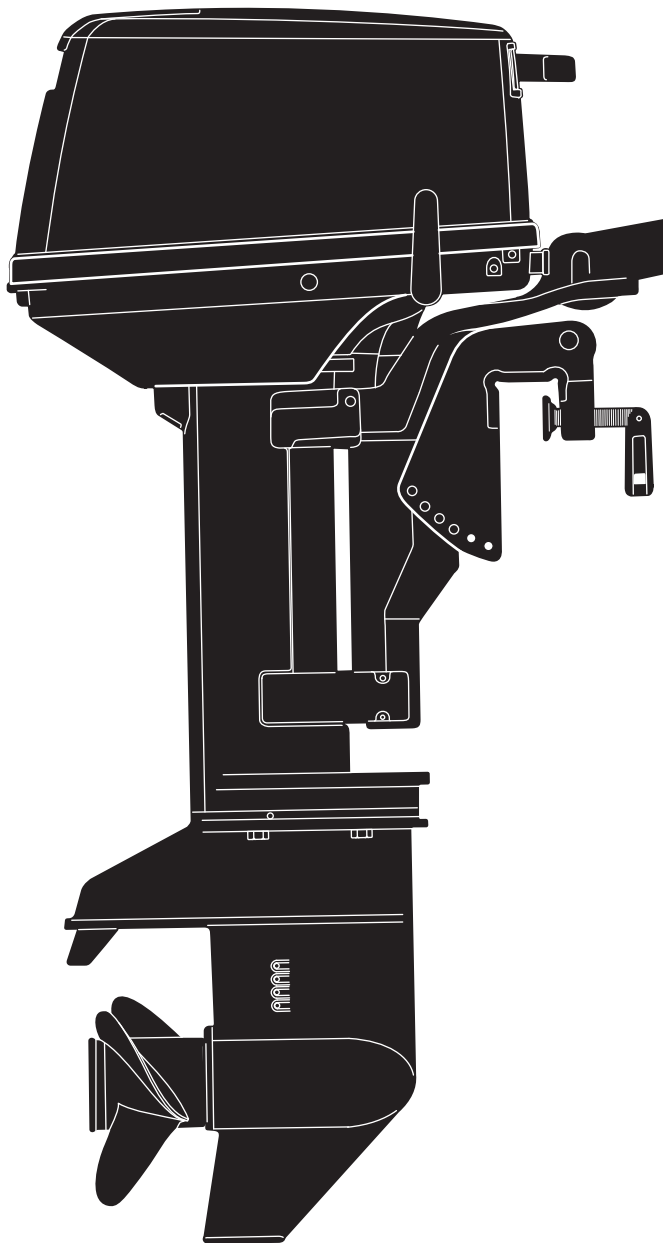


# 2013 PARTS CATALOG

 **TOHATSU**



**M 6B**  
**8B**  
**9.8B**

**Serial Number 00001AC~**

**OB NO.002-21030-9**  
**1301**

# HOW TO USE THIS PARTS CATALOG

1. This Parts Catalog provides information available as of the end of January, 2013.
2. Please keep the Parts Catalog updated each time when receiving the Service Bulletin describing the addition, abolition and/or change of parts.
3. Actual shapes of parts may be different from the illustrations shown in this Parts Catalog because they are described only as a guide for searching parts.
4. One illustration is given more than one article number. Please confirm the sub-number, applicable model and remarks before ordering parts.

Ref.No.	Part No.	Description	Applicable model			Remarks
			M8B	M8B	M8B	
1-1	1 3B2B01100-2	CYL BLOCK & CRANKCASE ASSY	1	1	1	for M8B, M6B
1-1	2 3K9B01100-1	CYL BLOCK & CRANKCASE ASSY			1	for M9.8B
1-2	393-01137-0	* NIPPLE	2	2	2	
	393-01131-0	* NIPPLE 5.5-5	1	1	1	

Different specification  
 Illustration position number  
 Fig. No.

5. Given mark in (\*) to part number shows assembly or kit part.
6. Marks in this Parts Catalog show.

STD	: Standard	OPT	: Optional Parts
O/S	: Over size	ASSY	: Assembly
DO	: Domestic Model	EX	: Export Model
A	: As required	EU	: European Union

7. Attention to order

Please order painted parts in accordance with following.

The parts that fourth figure of the parts number is (B), (Q) have painted.

Present coloring of power head is black (B), lower unit is aqua marine blue (Q) and propeller is black (B).

Note: Former coloring of lower unit is silver gray (S).

[Example]

ENGINE SHORT BLOCK KIT	LOWER UNIT ASSY (L)
3B2B87090-7	3B2Q87302-6

B: Black

Q: Aquamarine Blue

8. About dimensional identification of bolts, nuts and washers.


BOLT 916129 - 0675  
 Length below neck  
 Diameter

NUTS & WASHERS 940121 - 0600  
 Diameter

9. Hose, that is a standard part, is replaced with long hose.

HOSE

98AL - 40 - 120



HOSE/PIPE

Fig No	Part No.	Description	Bulk part No.	Bulk part	
				Inner Diameter (mm)	Length (m)
1-26	98AL-40-120	HOSE	98AL-401000	4	1
1-27	98AL-40-230	HOSE	98AL-401000	4	1
11-4	98AB-50-075	HOSE	98AB-501000	5	1
15-6	98AB-70-700	HOSE	98AB-701000	7	1
15-7	98AB-701600	HOSE	98AB-701000 x2	7	1

## CONTENTS

Fig. 1	CYLINDER • CRANK CASE	1
Fig. 2	PISTON • CRANK SHAFT	5
Fig. 3	INTAKE MANIFOLD • REED VALVE • THROTTLE	7
Fig. 4	CARBURETOR • FUEL PUMP	9
Fig. 5	RECOIL STARTER • STARTER LOCK	13
Fig. 6	MAGNETO • ELECTRIC PARTS	17
Fig. 7	DRIVE SHAFT HOUSING	21
Fig. 8	GEAR CASE	23
Fig. 9	BRACKET • REVERSE LOCK	29
Fig. 10	TILLER HANDLE (MF • EF MODEL)	33
Fig. 11	BOTTOM COWL	35
Fig. 12	SHIFT	39
Fig. 13	REMOTE CONTROL	41
Fig. 14	TOP COWL	45
Fig. 15	FUEL TANK	47
Fig. 16	COMPONENT PARTS OF REMOTE CONTROL	49
Fig. 17	COMPONENT PARTS OF REMOTE CONTROL (ELECTRIC PARTS)	53
Fig. 18	OPTIONAL PARTS (ACCESSORIES)	55
Fig. 19	ASSEMBLY • KIT PARTS	57
	INDEX	69
	INDEX (Parts Number)	73

Fig. 1 CYLINDER · CRANK CASE

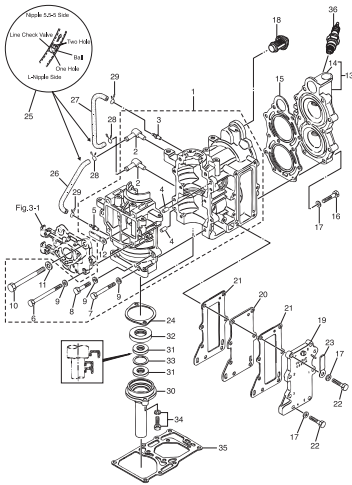
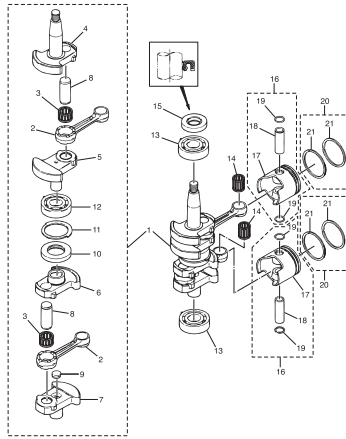


Fig. 2 PISTON · CRANK SHAFT



(REMARKS) CRANK SHAFT ASSY ..... Very difficult to assemble. The component parts to be purchased as an assy basically.

Fig. 3 INTAKE MANIFOLD · REED VALVE · THROTTLE

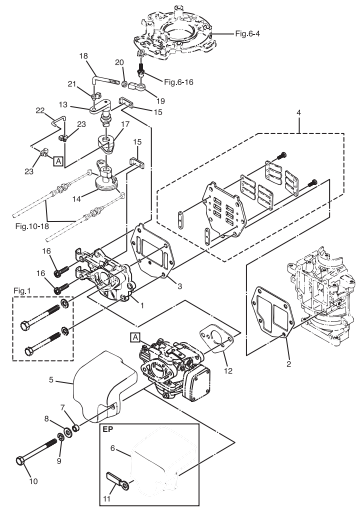


Fig. 4 CARBURETOR · FUEL PUMP

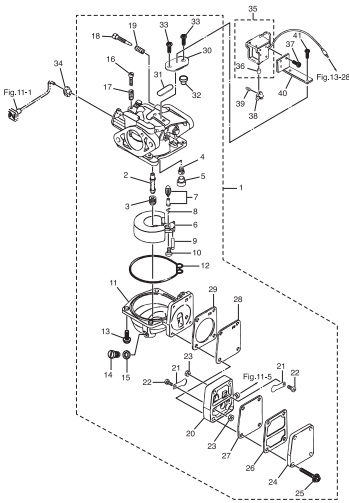


Fig. 5 RECOIL STARTER · STARTER LOCK

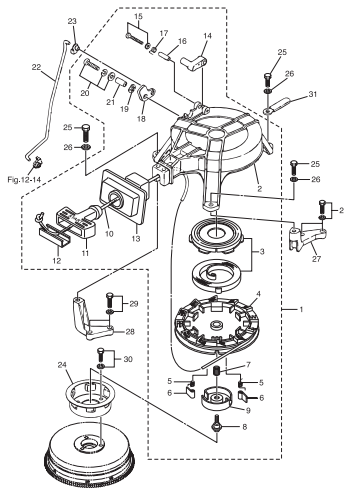


Fig. 6 MAGNETO · ELECTRIC PARTS

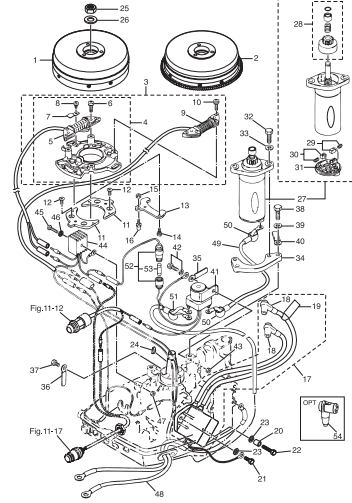


Fig. 7 DRIVE SHAFT HOUSING

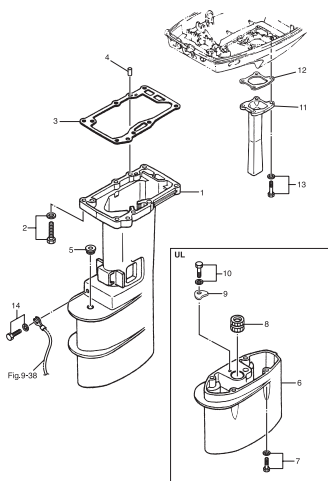


Fig. 8 GEAR CASE

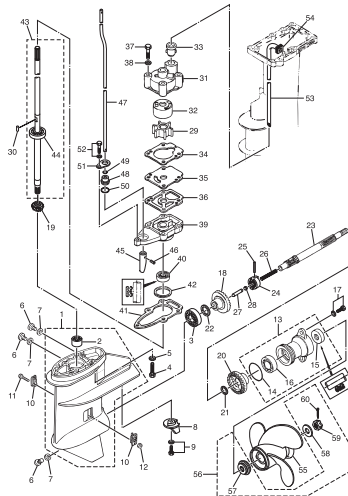
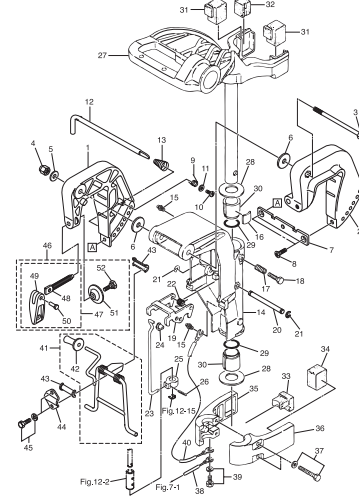
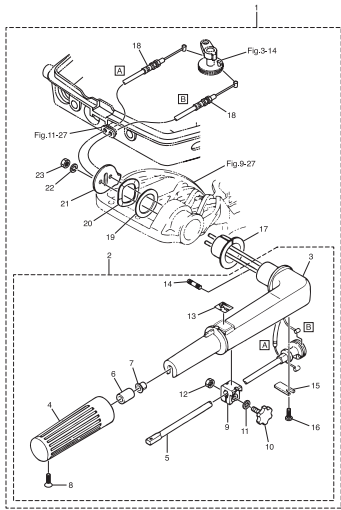


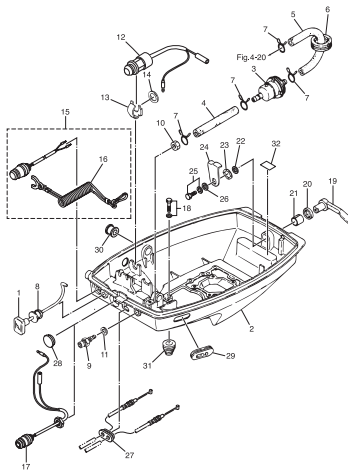
Fig. 9 BRACKET · REVERSE LOCK



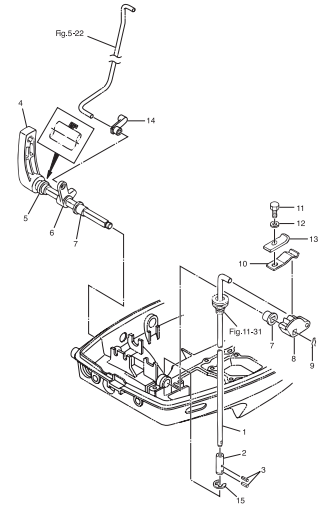
**Fig. 10 TILLER HANDLE (MF · EF MODEL)**



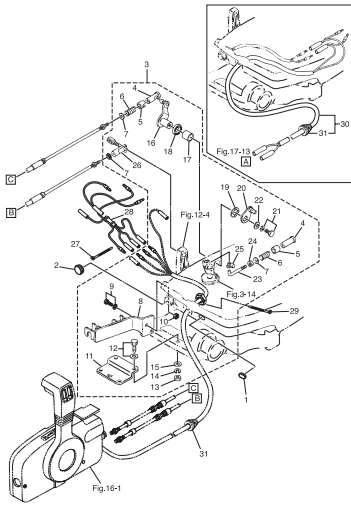
**Fig. 11 BOTTOM COWL**



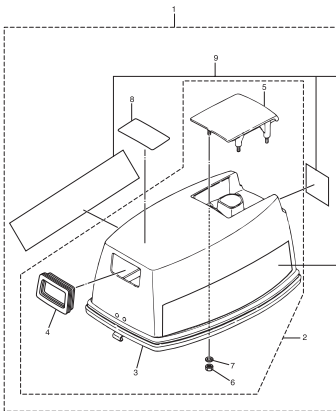
**Fig. 12 SHIFT**



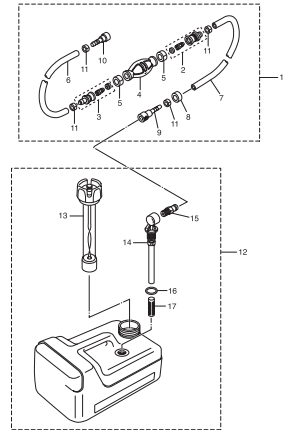
**Fig. 13 REMOTE CONTROL**



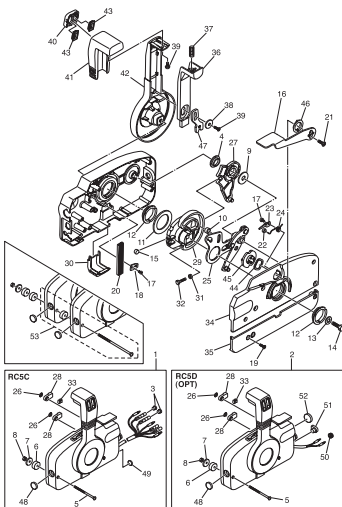
**Fig. 14 TOP COWL**



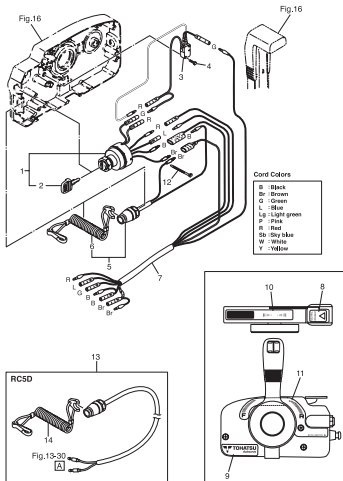
**Fig. 15 FUEL TANK**



**Fig. 16 COMPONENT PARTS OF REMOTE CONTROL**



**Fig. 17 COMPONENT PARTS OF REMOTE CONTROL (ELECTRIC PARTS)**



**Fig. 18 OPTIONAL PARTS (ACCESSORIES)**

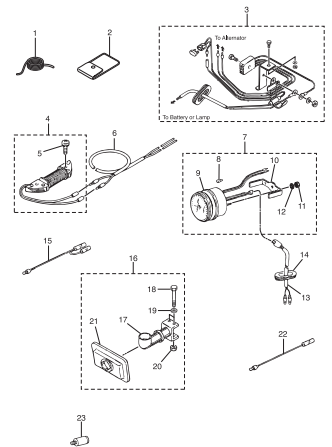
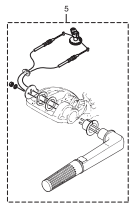
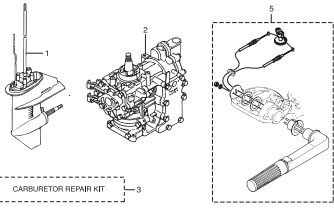


Fig. 19 ASSEMBLY · KIT PARTS



CARBURETOR REPAIR KIT 3

POWER HEAD GASKET SET 4

WATER PUMP REPAIR KIT 6

WATER PUMP KIT (CHROME PLATED) 7

LOWER UNIT GASKET SET 8

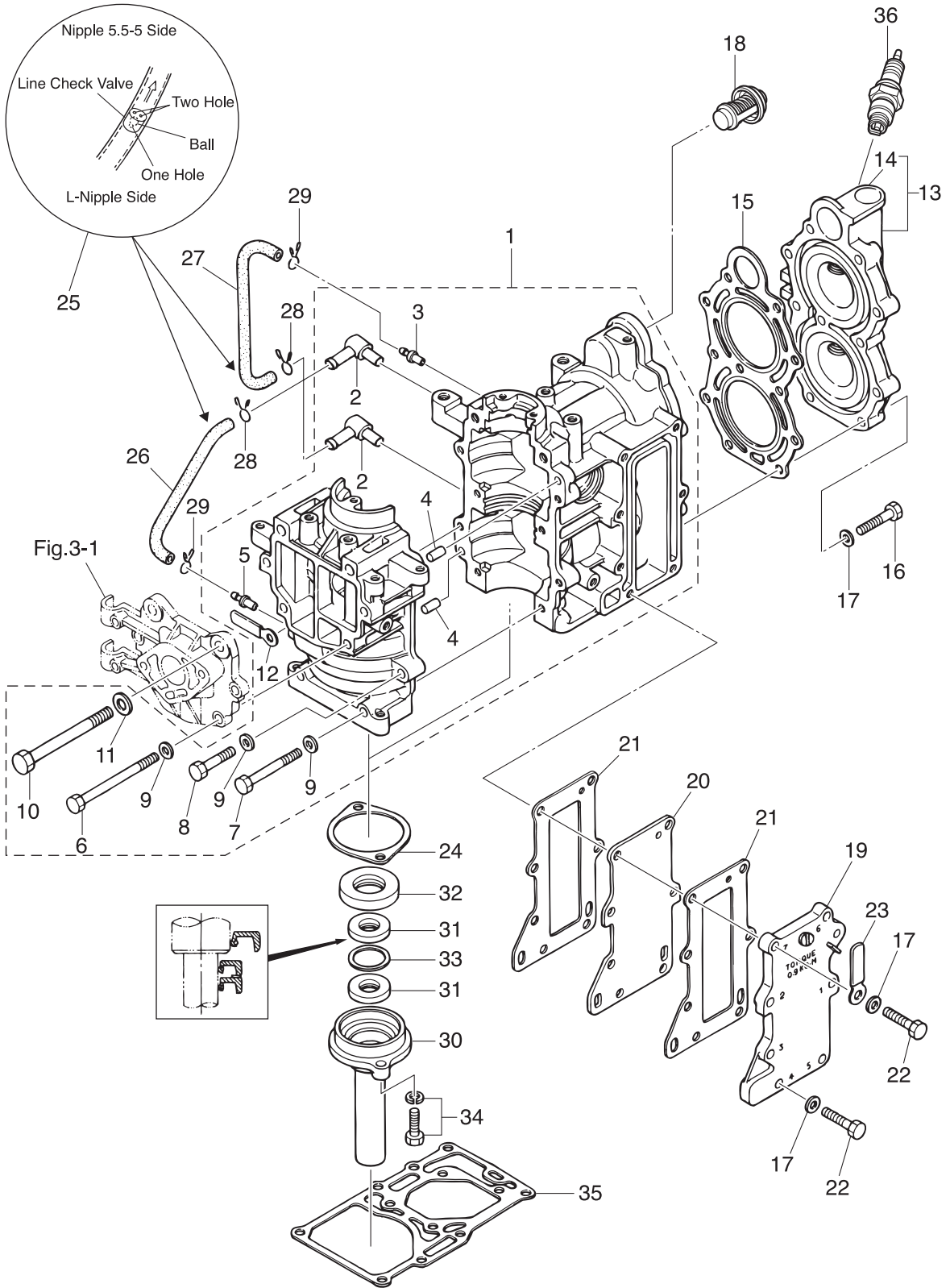
ELECTRIC STARTER KIT (P TYPE) 10

ELECTRIC STARTER KIT (P TYPE) 11



Fig. 1

CYLINDER · CRANK CASE





Ref.No.	Part No.	Description	Q'ty			Remarks	
			M6B	M8B	M9.8B		
1-1	1	3B2B01100-2	CYL BLOCK & CRANKCASE ASSY	1	1		for M8B, M6B
1-1	2	3K9B01100-1	CYL BLOCK & CRANKCASE ASSY			1	for M9.8B
1-2		393-01137-0	* NIPPLE	2	2	2	
1-3		393-01131-0	* NIPPLE 5.5-5	1	1	1	
1-4		345-01111-0	* DOWEL PIN 6-12	2	2	2	
1-5		393-01131-0	* NIPPLE 5.5-5	1	1	1	
1-6		916129-0675	* BOLT	4	4	4	
1-7		916129-0650	* BOLT	2	2	2	
1-8		916129-0630	* BOLT	2	2	2	
1-9		940121-0600	* WASHER	8	8	8	
1-10		910124-0880	* BOLT	2	2	2	
1-11		940121-0800	* WASHER	2	2	2	
1-12		309-06972-0	* CLAMP 6.5-47.5P	1	1	1	
1-13	1	3B2B01001-1	CYLINDER HEAD ASSY	1	1		for M8B, M6B
1-13	2	3K9B01001-0	CYLINDER HEAD ASSY			1	for M9.8B
1-14		350-01093-0	* WELCH PLUG	2	2	2	
1-15		3B2-01005-1	CYLINDER HEAD GASKET	1	1	1	
1-16		9161F9-0630	BOLT	11	11	11	Cylinder Head
1-17		940121-0600	WASHER	18	18	18	Cylinder Head Exhaust Cover
1-18		350-01030-1	THERMOSTAT	1	1	1	Mark 52C PRV
1-19		3B2B02300-0	EXHAUST COVER ASSY	1	1	1	
1-20	1	3B2B02302-0	EXHAUST COVER (INNER)	1	1		for M8B, M6B
1-20	2	3K9B02302-0	EXHAUST COVER (INNER)			1	for M9.8B
1-21	1	3B2-02305-2	EXHAUST COVER GASKET	2	2		for M8B, M6B
1-21	2	3K9-02305-2	EXHAUST COVER GASKET			2	for M9.8B
1-22		9101F4-0625	BOLT	7	7	7	Exhaust Cover
1-23		309-06972-0	CLAMP 6.5-47.5P	1	1	1	
1-24		3B2-01214-1	CRANKCASE HEAD GASKET	1	1	1	
1-25		393-01160-0	CHECK VALVE	2	2	2	

Fig. 1

CYLINDER · CRANK CASE

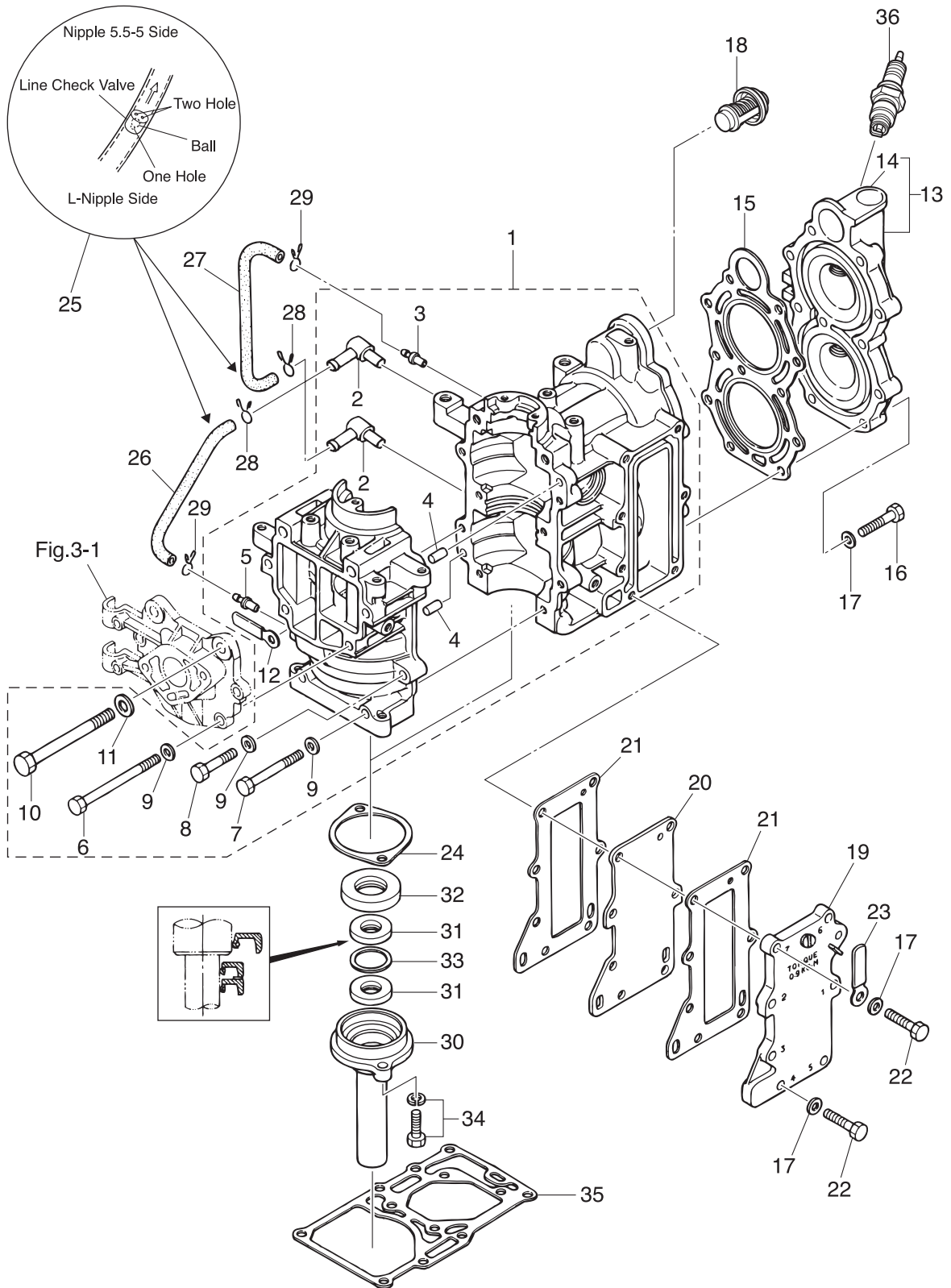
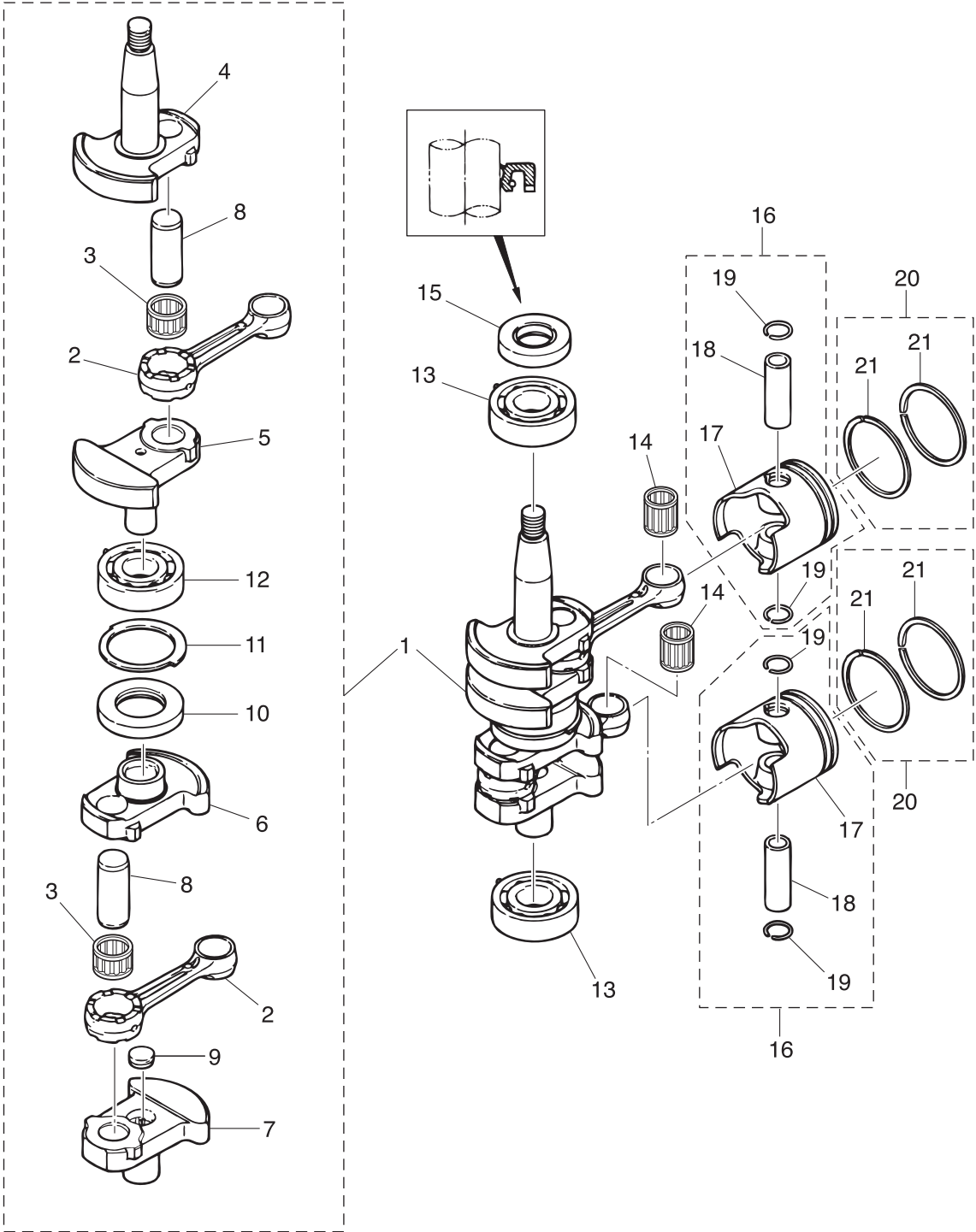




Fig. 2

PISTON • CRANK SHAFT



(REMARKS) CRANK SHAFT ASSY ..... Very difficult to assemble. The component parts to be purchased as an assy basically.

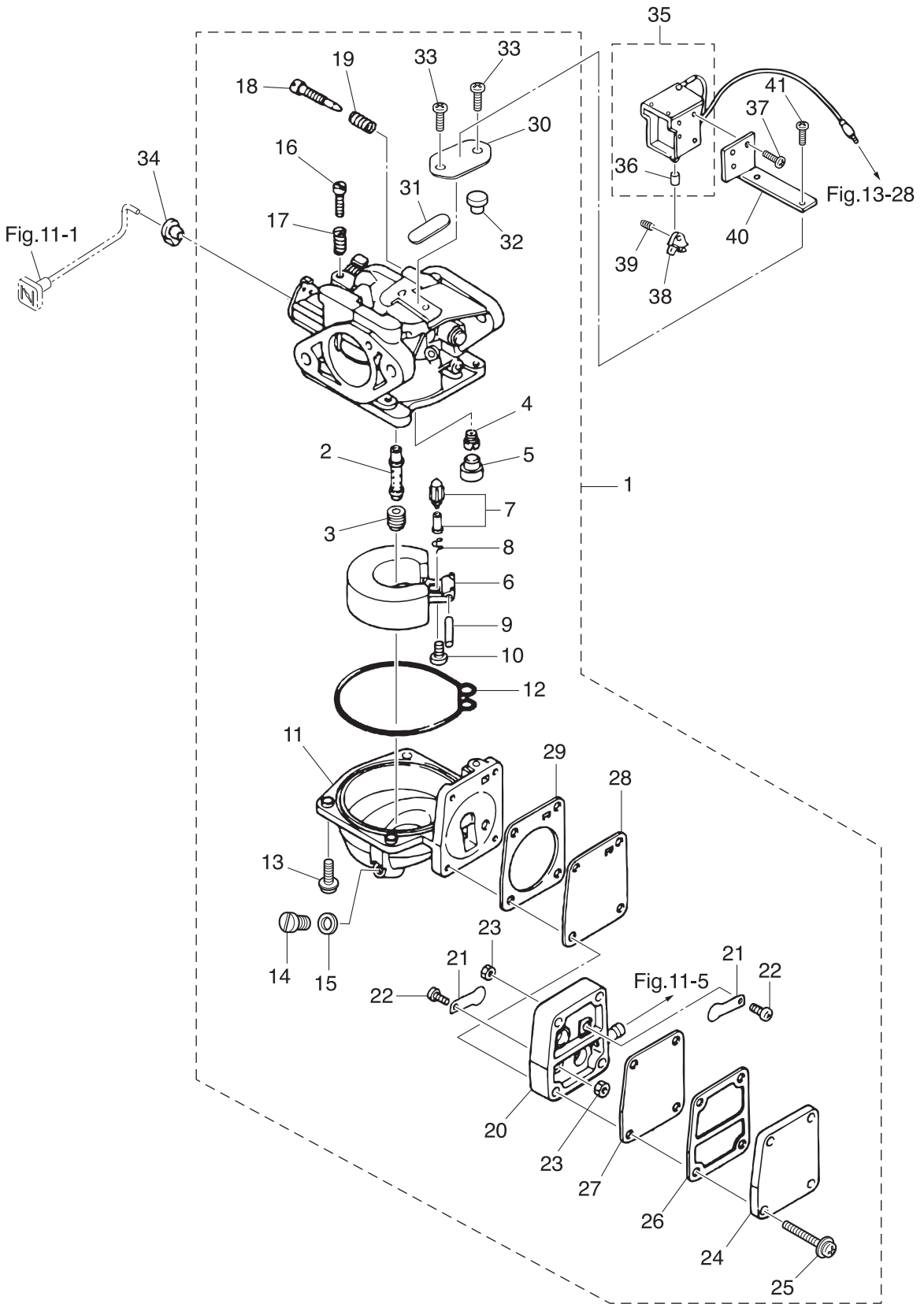
Ref.No.	Part No.	Description	Q'ty			Remarks
			M/6B	M/8B	M/9.8B	
2-1	3B2-00069-0	CRANKSHAFT SUB-ASSY	1	1	1	
2-2	3B2-00040-0	* CONNECTING ROD	2	2	2	
2-3	3B2-00043-0	* ROLLER BEARING 17-23-14	2	2	2	Big End
2-4	3B2-00031-0	* CRANKSHAFT A	1	1	1	
2-5	3B2-00032-0	* CRANKSHAFT B	1	1	1	
2-6	3B2-00033-0	* CRANKSHAFT C	1	1	1	
2-7	3B2-00034-0	* CRANKSHAFT D	1	1	1	
2-8	3B2-00061-2	* CRANK PIN	2	2	2	
2-9	350-00062-0	* SEALING PLUG	1	1	1	Crankshaft D
2-10	3B2-00051-0	* OIL SEAL 25-47-7	1	1	1	
2-11	369-00115-0	* THRUST PLATE	1	1	1	
2-12	9603-3-6204	* BALL BEARING 6204	1	1	1	Center
2-13	9603-3-6204	BALL BEARING 6204	2	2	2	Upper, Lower
2-14	338-00042-0	ROLLER BEARING 14-18-19	2	2	2	Small End
2-15	101-00121-0	OIL SEAL 20-35-7	1	1	1	
2-16	1 3B2-87130-0	PISTON REPAIR KIT	2	2	2	STD
2-16	2 3B2-87131-0	PISTON REPAIR KIT (0.5 O/S)	2	2	2	OPT
2-17	1 3B2-00001-1	* PISTON	1	1	1	STD
2-17	2 3B2-00004-1	* PISTON (0.5 O/S)	1	1	1	OPT
2-18	3B2-00021-1	* PISTON PIN	1	1	1	
2-19	350-00024-1	* PISTON PIN CLIP	2	2	2	
2-20	1 3G0-87123-0	PISTON RING SET	2	2	2	STD
2-20	2 3G0-87124-0	PISTON RING SET (0.5 O/S)	2	2	2	OPT
2-21	1 3B2-00011-0	* PISTON RING	2	2	2	STD
2-21	2 3B2-00014-0	* PISTON RING (0.5 O/S)	2	2	2	OPT



Ref.No.	Part No.	Description	Q'ty			Remarks
			M/6B	M/8B	M/9.8B	
3-1	3B2B02010-0	INTAKE MANIFOLD ASSY	1	1	1	
3-2	3B2-02104-1	INTAKE MANIFOLD GASKET	1	1	1	
3-3	3B2-02105-1	INTAKE MANIFOLD GASKET	1	1	1	
3-4	3B2-02100-0	REED VALVE ASSY	1	1	1	
3-5	3B2-02411-0	INTAKE SILENCER	1	1	1	for MF/EF
3-6	3B2-02412-0	INTAKE SILENCER		1	1	for EP
3-7	3B2-02416-0	SPACER	2	2	2	
3-8	3C8-66308-0	WASHER 6-16-1.5	2	2	2	
3-9	941303-0600	SPRING WASHER	2	2	2	
3-10	9161F1-0685	BOLT	2	2	2	
3-11	309-06972-0	CLAMP 6.5-47.5P		1	1	for EP
3-12	369-02011-0	CARBURETOR GASKET	1	1	1	
3-13	3B2-63711-0	ADVANCER ARM	1	1	1	
3-14	3B2-63611-0	THROTTLE DRUM	1	1	1	
3-15	3B2-63506-1	HOLDER	2	2	2	
3-16	921521-6520	SCREW	2	2	2	
3-17	3B2-63751-0	THROTTLE ARM	1	1	1	
3-18	3B2-63715-2	ROD 5-45	1	1	1	
3-19	3B7-05243-0	BALL JOINT CONNECTOR	1	1	1	
3-20	930103-0500	NUT	1	1	1	
3-21	345-05224-0	ROD SNAP 5-2.5	1	1	1	
3-22	3B2-63716-1	THROTTLE ROD	1	1	1	
3-23	346-67196-1	ROD SNAP 3-B	2	2	2	

Fig. 4

CARBURETOR • FUEL PUMP

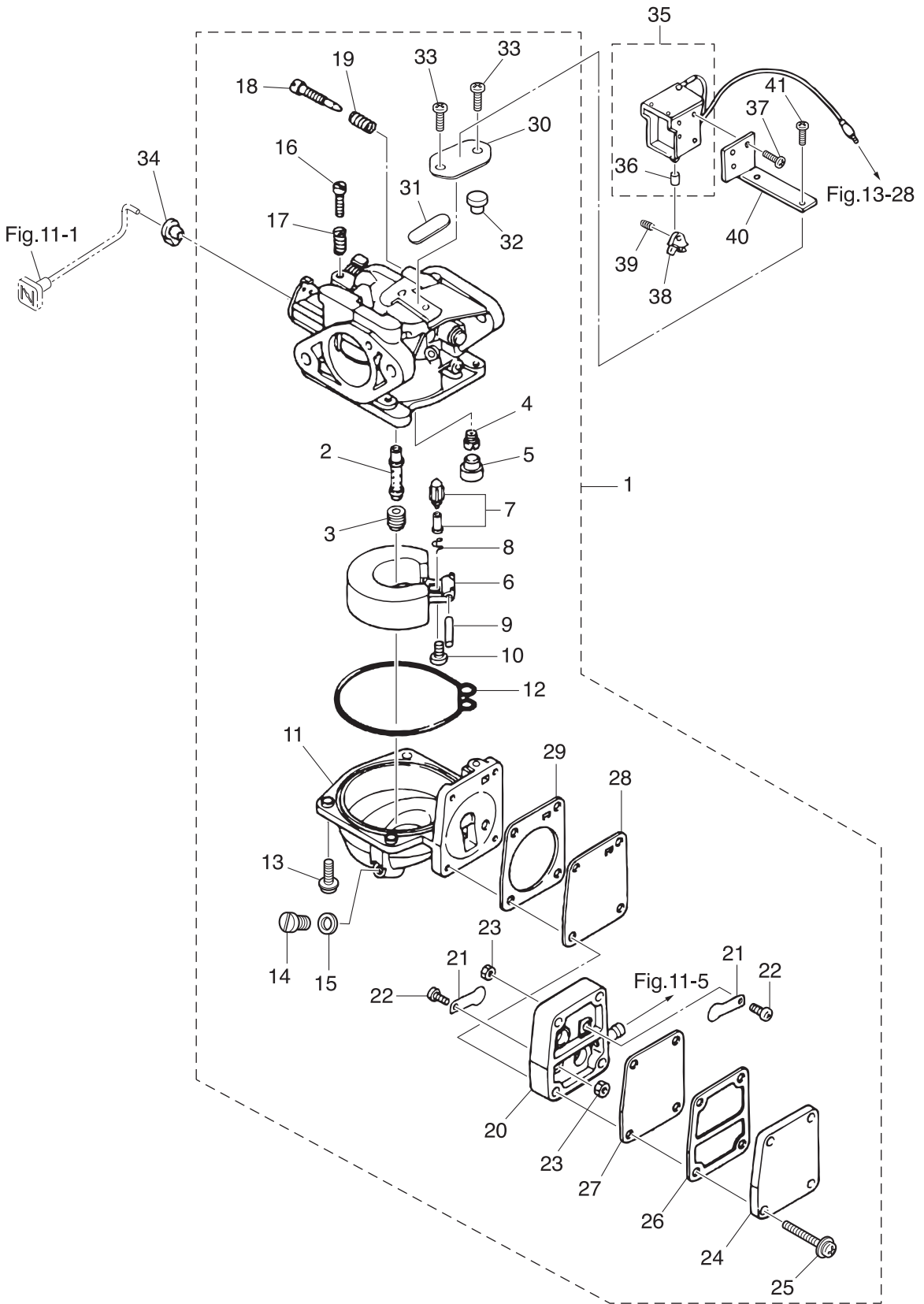




Ref.No.	Part No.	Description	Q'ty			Remarks	
			M6B	M8B	M9.8B		
4-1	1	3G0-03200-0	CARBURETOR ASSY	1		E16A M6B	
4-1	2	3B2-03200-1	CARBURETOR ASSY		1	F43B M8B for MF	
4-1	3	3B2-03202-1	CARBURETOR ASSY (EP)		1	F79B M8B for EP	
4-1	4	3K9-03200-0	CARBURETOR ASSY		1	54EA M9.8B for MF/EF	
4-1	5	3K9-03202-0	CARBURETOR ASSY (EP)		1	55EA M9.8B for EP	
4-2	1	3G0-03252-0	* MAIN NOZZLE	1		for M6B	
4-2	2	3B2-03252-0	* MAIN NOZZLE		1	for M8B	
4-2	3	3K9-03252-0	* MAIN NOZZLE		1	for M9.8B	
4-3	1	3G0-03251-0	* MAIN JET (#80)	1		for M6B	
4-3	2	3B2-03251-0	* MAIN JET (#98)		1	for M8B	
4-3	3	3K9-03251-0	* MAIN JET (#95)		1	for M9.8B	
4-4	1	3B2-03254-0	* SLOW JET (#48)	1	1	for M8B, M6B	
4-4	2	3K9-03254-0	* SLOW JET (#50)		1	for M9.8B	
4-5		346-03256-0	* RUBBER CAP	1	1	1	
4-6		369-03231-0	* FLOAT	1	1	1	
4-7		3R3-03239-0	* FLOAT VALVE ASSY	1	1	1	Valve Pin
4-8		344-03244-0	* CLIP	1	1	1	
4-9		346-03232-0	* FLOAT ARM PIN	1	1	1	
4-10		3F3-03234-0	* SCREW	1	1	1	
4-11		3B2-03221-0	* FLOAT CHAMBER	1	1	1	
4-12		369-03222-0	* FLOAT CHAMBER O-RING	1	1	1	
4-13		922503-6414	* SCREW	4	4	4	
4-14		369-03292-0	* DRAIN SCREW	1	1	1	
4-15		369-03293-1	* GASKET	1	1	1	
4-16		346-03265-0	* STOP SCREW	1	1	1	
4-17		346-03267-0	* SPRING	1	1	1	
4-18		346-03266-0	* PILOT SCREW	1	1	1	
4-19		356-03268-0	* SPRING	1	1	1	
4-20		369-03304-0	* PUMP BODY	1	1	1	

Fig. 4

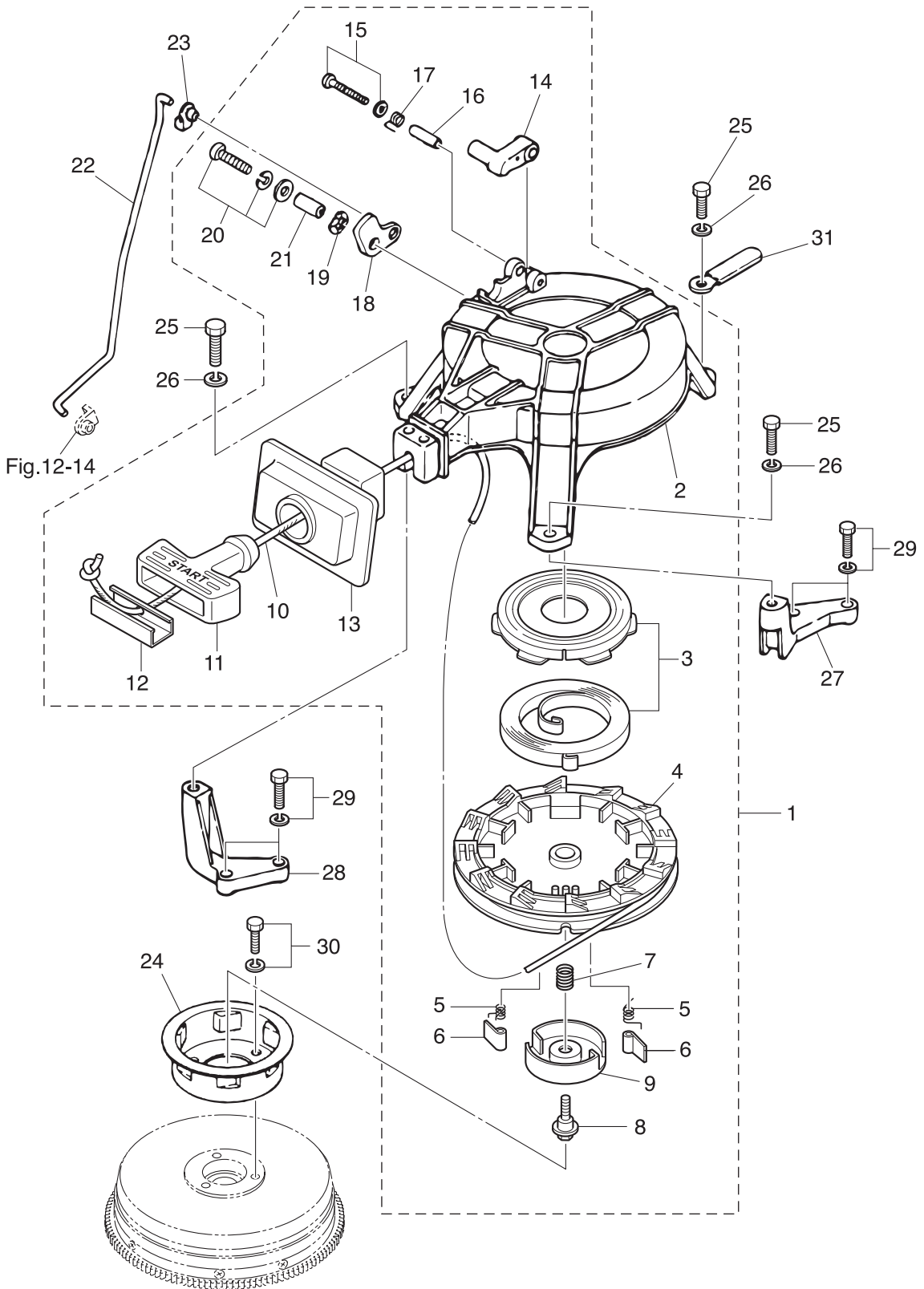
CARBURETOR • FUEL PUMP



Ref.No.	Part No.	Description	Q'ty			Remarks
			M6B	M8B	M9.8B	
4-21	369-03305-0	* CHECK VALVE	2	2	2	
4-22	921522-0306	* SCREW	2	2	2	
4-23	930121-0300	* NUT	2	2	2	
4-24	369-03301-0	* PUMP COVER	1	1	1	
4-25	922553-6423	* SCREW	4	4	4	
4-26	369-03302-0	* PUMP COVER GASKET	1	1	1	
4-27	369-03303-0	* DIAPHRAGM A	1	1	1	
4-28	369-03306-0	* DIAPHRAGM B	1	1	1	
4-29	369-03307-0	* PUMP BODY GASKET	1	1	1	
4-30	369-03181-0	* CARBURETOR COVER	1	1	1	
4-31	369-03182-0	* CARBURETOR COVER GASKET	1	1	1	
4-32	369-03183-0	* CARBURETOR COVER GASKET	1	1	1	
4-33	369-03186-0	* SCREW	2	2	2	
4-34	346-67196-1	ROD SNAP 3-B	1	1	1	
4-35	361-76050-0	CHOKE SOLENOID		1	1	for EP
4-36	361-76073-0	* PLUNGER		1	1	for EP
4-37	921503-6408	SCREW		3	3	for EP
4-38	346-76057-0	CHOKE SOLENOID HOOK		1	1	for EP
4-39	951403-0312	SPRING PIN 3-12		1	1	for EP
4-40	3B2-76055-1	CHOKE SOLENOID BRACKET		1	1	for EP
4-41	9215E3-0510	SCREW		2	2	for EP

Fig. 5

RECOIL STARTER • STARTER LOCK



Ref.No.	Part No.	Description	Q'ty			Remarks
			M/6B	M/8B	M/9.8B	
5-1	3B2-05000-1	RECOIL STARTER ASSY	1	1	1	
5-2	3B2-05105-0	* STARTER CASE	1	1	1	
5-3	3B2-05010-1	* STARTER SPRING SET	1	1	1	
5-4	3B2-05104-0	* REEL	1	1	1	
5-5	369-05012-0	* RETURN SPRING	2	2	2	
5-6	3B2-05003-1	* RATCHET	2	2	2	
5-7	369-05007-0	* FRICTION SPRING	1	1	1	
5-8	3B2-05138-1	* BOLT	1	1	1	
5-9	3B2-05006-1	* FRICTION PLATE	1	1	1	
5-10	3B2-05013-0	* STARTER ROPE $\phi$ 4.5-1620	1	1	1	
5-11	3B2-05019-0	* STARTER HANDLE	1	1	1	
5-12	3B2-05131-1	* ROPE ANCHOR	1	1	1	
5-13	3B2-05116-0	* SEALING PLATE	1	1	1	
5-14	338-05252-0	* STARTER LOCK	1	1	1	
5-15	921503-5430	* SCREW	1	1	1	
5-16	338-05255-0	* COLLAR 4-6-21	1	1	1	
5-17	338-05216-0	* STARTER LOCK SPRING	1	1	1	
5-18	3B2-05253-0	* STARTER LOCK CAM	1	1	1	
5-19	941403-0800	* WAVE WASHER d=8	1	1	1	
5-20	921503-7616	* SCREW	1	1	1	
5-21	3M2-05215-0	* COLLAR 6.1-8-4	1	1	1	
5-22	3B2-05217-1	STARTER LOCK ROD	1	1	1	
5-23	3K9-05223-0	ROD SNAP 4-2	1	1	1	
5-24	3B2-05901-1	STARTER PULLEY	1	1	1	
5-25	9101F4-0620	BOLT	3	3	3	
5-26	941303-0600	SPRING WASHER	3	3	3	
5-27	3B2B05101-0	BRACKET	1	1	1	
5-28	3B2B05102-0	BRACKET	1	1	1	
5-29	910121-6623	BOLT	4	4	4	

Fig. 5

RECOIL STARTER • STARTER LOCK

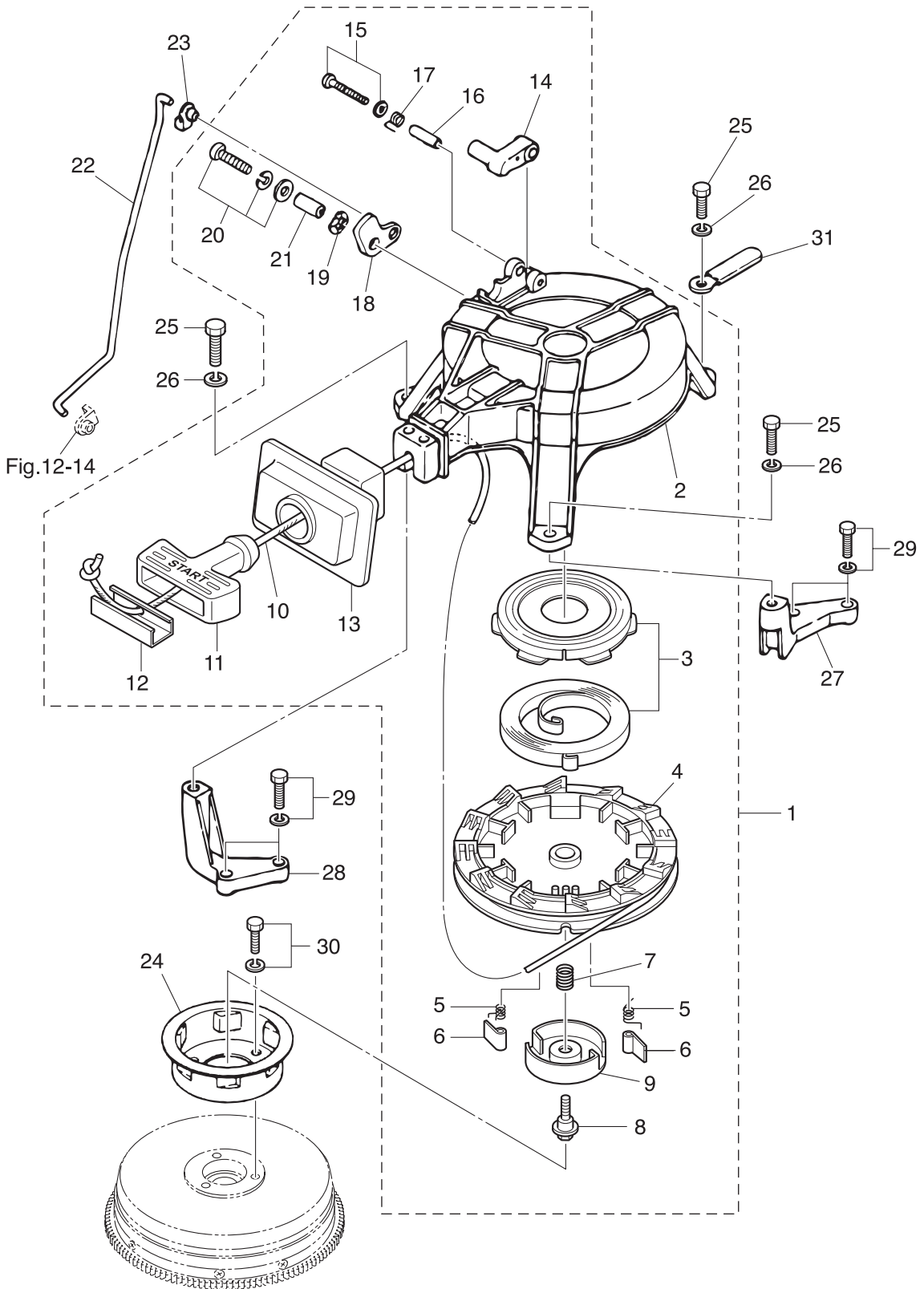
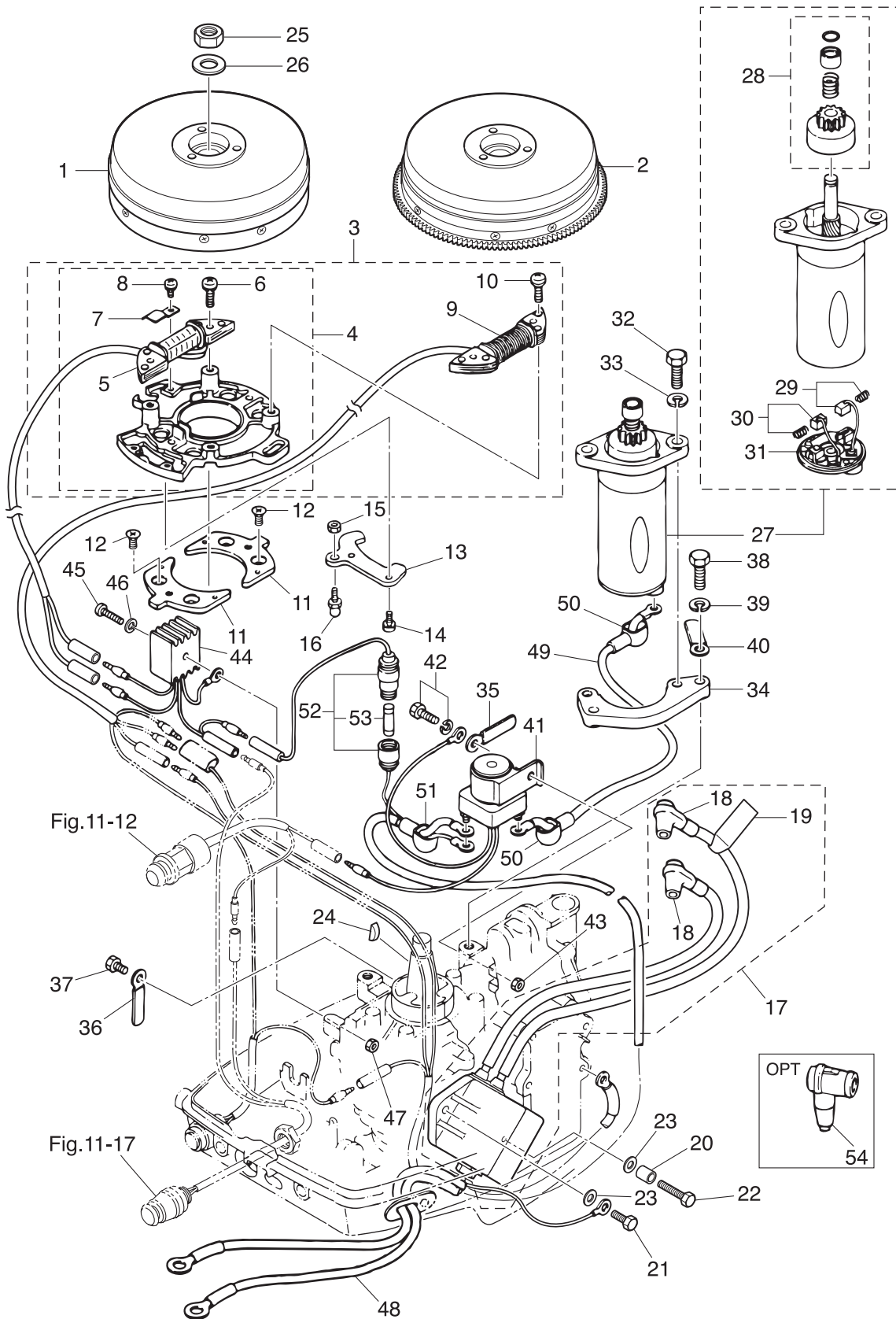




Fig. 6

MAGNETO • ELECTRIC PARTS

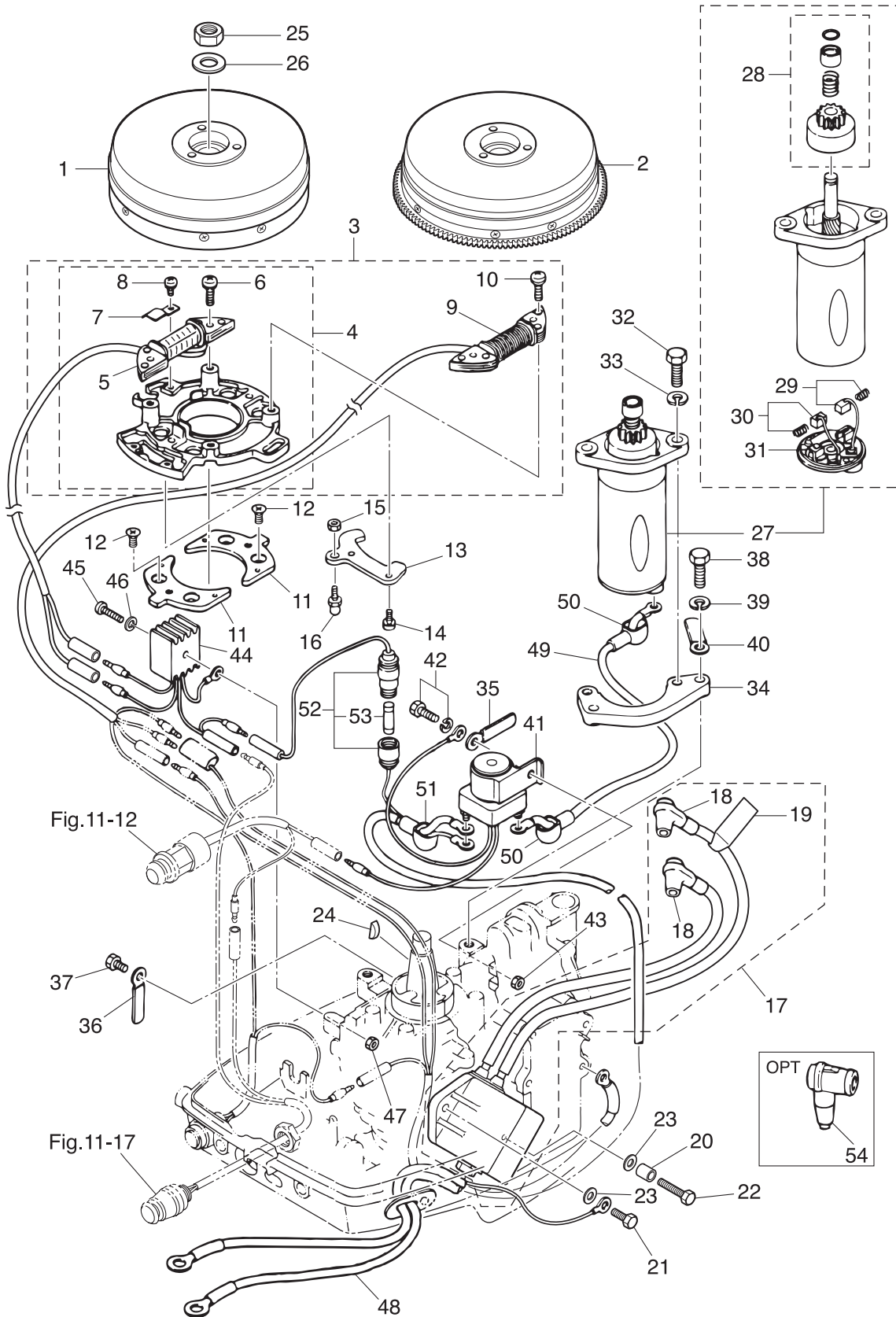




Ref.No.	Part No.	Description	Q' ty			Remarks
			M6B	M8B	M9.8B	
6-1	3B2-06101-0	FLYWHEEL ASSY	1	1	1	for MF
6-2	3B2-06194-1	FLYWHEEL ASSY W/GEAR		1	1	for EF/EP
6-3	3B2-06103-3	COIL PLATE ASSY W/ALTERNATOR		1	1	for EF/EP with Alternator
6-4	3B2-06102-2	* COIL PLATE ASSY	1	1	1	for MF without Alternator
6-5	3B2-06120-0	** EXCITER COIL	1	1	1	ALL
6-6	921521-6625	** SCREW	2	2	2	for MF
6-7	3B2-06135-0	** HOLDER	1	1	1	ALL
6-8	921521-6406	** SCREW	1	1	1	ALL
6-9	3B2-06123-1	* ALTERNATOR ASSY (80W)		1	1	for EF/EP
6-10	921521-6625	* SCREW		4	4	Exciter Coil & Alternator for EF/EP
6-11	3B2-63724-0	SETTING PLATE	2	2	2	
6-12	921621-0612	SCREW	4	4	4	
6-13	1 3B2-05233-1	COIL PLATE STOPPER	1	1		for M8B, M6B
6-13	2 3K9-05233-0	COIL PLATE STOPPER			1	for M9.8B
6-14	921503-6510	SCREW	2	2	2	
6-15	930103-0600	NUT	1	1	1	
6-16	346-05228-1	BALL JOINT	1	1	1	
6-17	3B2-06170-0	CD UNIT ASSY	1	1	1	
6-18	346-06999-0	* PLUG CAP W/RESISTANCE	2	2	2	
6-19	3C8-72181-0	* CAUTION DECAL (B)	1	1	1	
6-20	3B2-06162-0	SPACER 6.2-9-27	1	1	1	
6-21	9101F4-0620	BOLT	1	1	1	
6-22	9101F4-0645	BOLT	1	1	1	
6-23	940103-0600	WASHER	2	2	2	
6-24	338-00131-0	KEY	1	1	1	Magneto
6-25	369-00132-0	NUT12-P1.25	1	1	1	
6-26	940121-1200	WASHER	1	1	1	
6-27	350-76010-0	STARTER MOTOR ASSY		1	1	
6-28	350-76015-0	* PINION ASSY		1	1	

Fig. 6

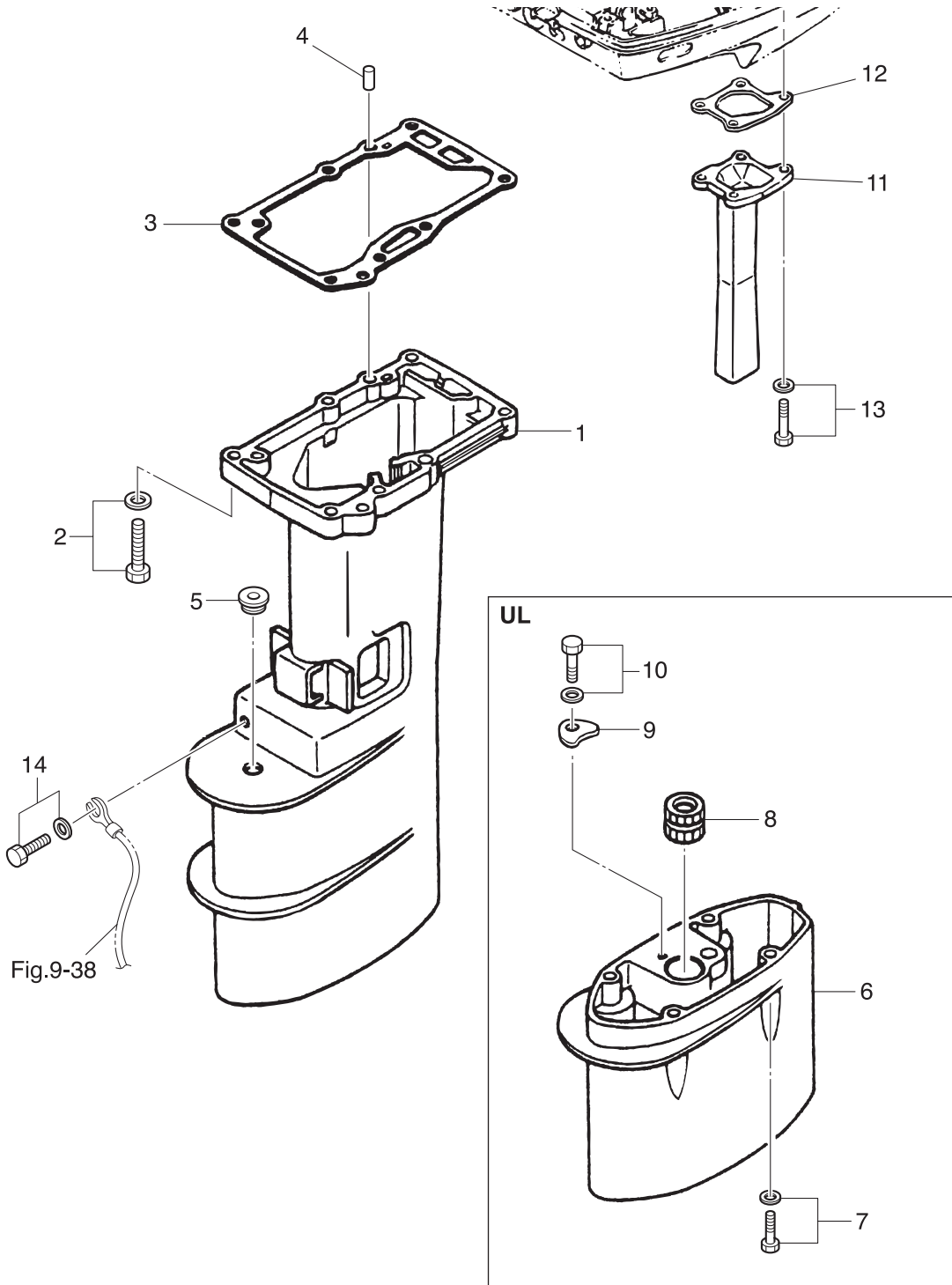
MAGNETO • ELECTRIC PARTS



Ref.No.	Part No.	Description	Q'ty			Remarks
			M/6B	M/8B	M/9.8B	
6-29	350-76012-0	* POSITIVE BRUSH		1	1	Spring
6-30	350-76013-0	* NEGATIVE BRUSH		1	1	Spring
6-31	350-76014-0	* BRUSH HOLDER		1	1	
6-32	916103-0830	BOLT		2	2	
6-33	941303-0800	SPRING WASHER		2	2	
6-34	350-76011-0	STARTER MOTOR BRACKET		1	1	
6-35	398-06972-0	CLAMP 6.5-67P		1	1	
6-36	309-06972-0	CLAMP 6.5-47.5P		1	1	
6-37	9101F4-0610	BOLT		1	1	
6-38	910103-0825	BOLT		2	2	
6-39	941303-0800	SPRING WASHER		2	2	
6-40	345-06917-1	CLAMP 9-20U		1	1	
6-41	346-76040-0	STARTER SOLENOID		1	1	
6-42	910103-6620	BOLT		1	1	
6-43	930103-0600	NUT		1	1	
6-44	3B2-76060-0	RECTIFIER COMPLETE		1	1	
6-45	921503-0525	SCREW		1	1	
6-46	941303-0500	SPRING WASHER		1	1	
6-47	930103-0500	NUT		1	1	
6-48	3B2-76120-1	BATTERY CABLE L=2000		1	1	
6-49	3B2-76147-2	STARTER CABLE L=200		1	1	
6-50	3A3-76145-0	TERMINAL CAP		2	2	
6-51	3B7-76145-0	TERMINAL CAP		1	1	
6-52	3B2-76062-0	FUSE WIRE ASSY L=355		1	1	
6-53	346-76212-0	* FUSE 15A		1	1	
6-54	3C7-06921-0	PLUG CAP W/RESISTANCE	2	2	2	OPT

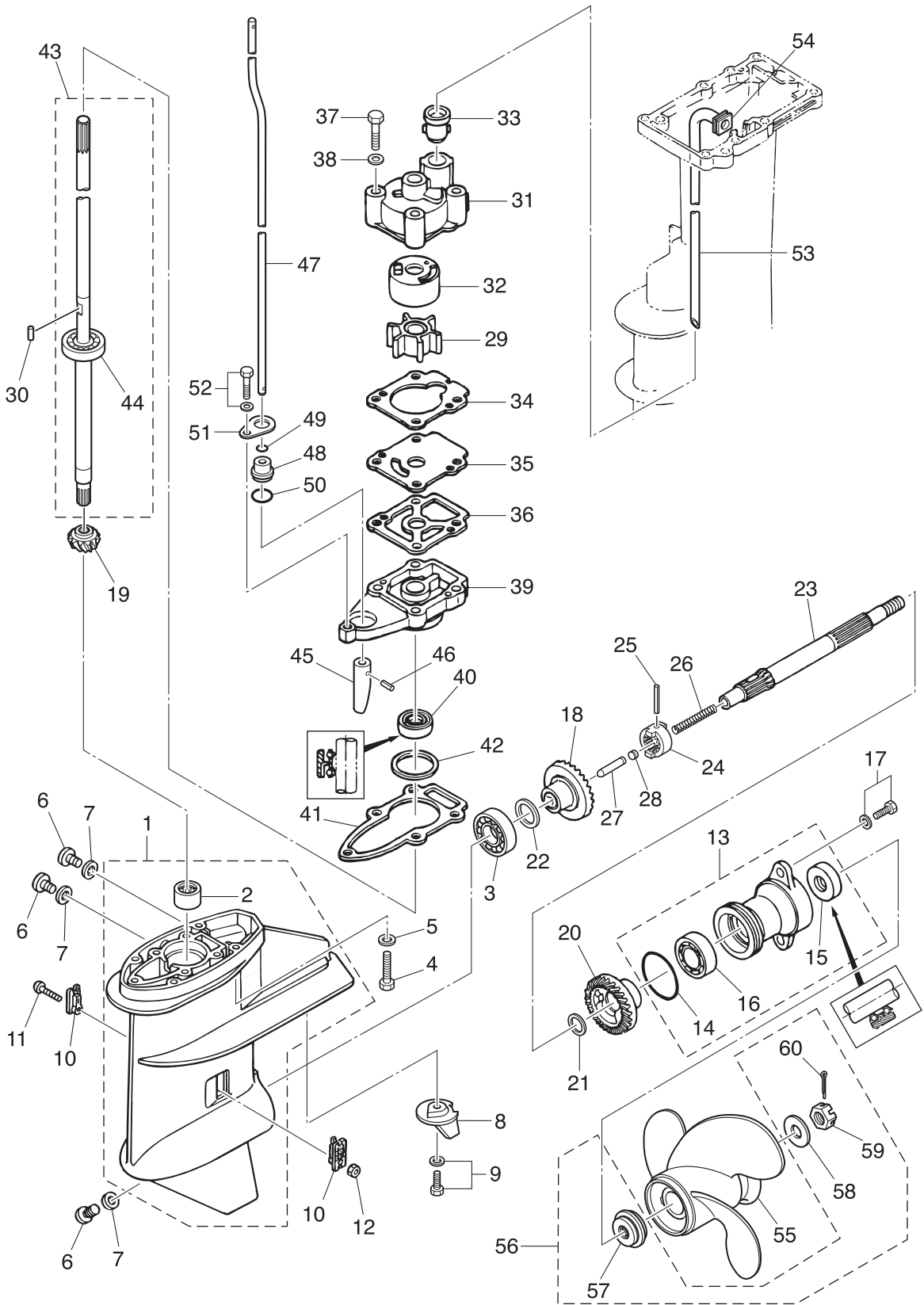
Fig. 7

DRIVE SHAFT HOUSING



Ref.No.	Part No.	Description	Q'ty			Remarks	
			M/6B	M/8B	M/9.8B		
7-1	1	3B2Q61191-1	DRIVE SHAFT HOUSING (S)	1	1	1	for Transom "S"
7-1	2	3B2Q61192-1	DRIVE SHAFT HOUSING (L)	1	1	1	for Transom "L"&"UL"
7-2		9101E3-5635	BOLT	6	6	6	
7-3		3B2-61012-2	DRIVE SHAFT HOUSING GASKET	1	1	1	
7-4		3B2-01111-0	DOWEL PIN 6-16	2	2	2	
7-5		369-66043-1	GROMMET	1	1	1	
7-6		3B2Q61110-2	EXTENSION HOUSING		1	1	for Transom "UL"
7-7		9101E3-5635	BOLT		4	4	for Transom "UL"
7-8		3B2-60003-1	DRIVE SHAFT BUSHING		1	1	for Transom "UL"
7-9		3V1-64332-0	STOPPER		1	1	for Transom "UL"
7-10		9101E3-5612	BOLT		1	1	for Transom "UL"
7-11		3B2-02311-0	EXHAUST PIPE	1	1	1	
7-12		3B2-02312-2	EXHAUST PIPE GASKET	1	1	1	
7-13		910103-5618	BOLT	4	4	4	
7-14		9101E3-5612	BOLT	1	1	1	

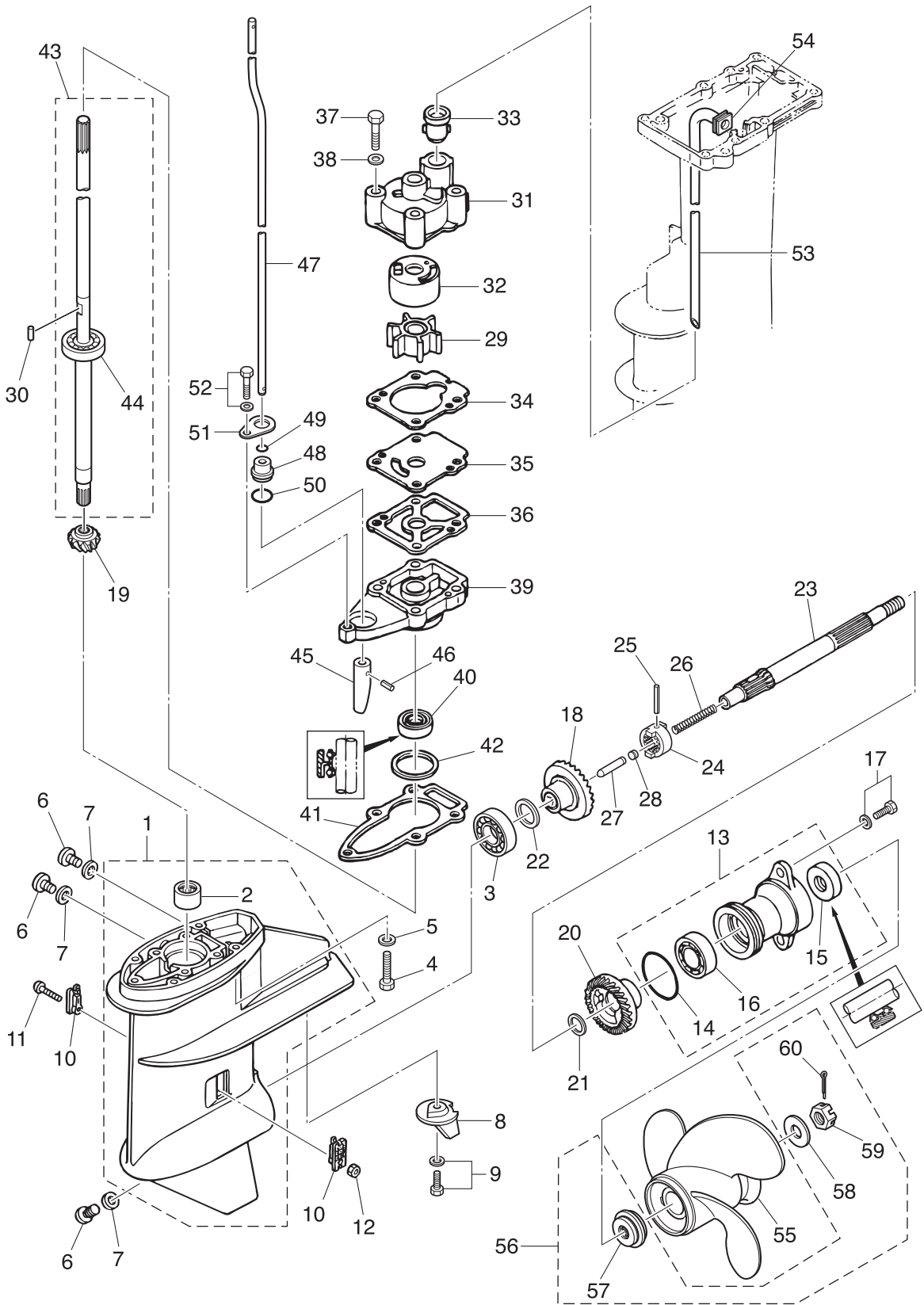
Fig. 8 GEAR CASE



Ref.No.	Part No.	Description	Q'ty			Remarks
			M/6B	M/8B	M/9.8B	
8-1	3B2Q60000-2	GEAR CASE ASSY	1	1	1	
8-2	3B2-60211-0	* ROLLER BEARING 15-21-16	1	1	1	
8-3	9601-0-6204	BALL BEARING 6204	1	1	1	
8-4	9161E3-0635	BOLT	4	4	4	
8-5	9401E3-0600	WASHER	4	4	4	
8-6	332-60005-2	PLUG 8-8	3	3	3	
8-7	332-60006-0	GASKET 8.1-15-1	3	3	3	
8-8	3V1-60217-0	TRIM TAB	1	1	1	
8-9	910103-5620	BOLT	1	1	1	
8-10	3AA-60206-0	WATER STRAINER W=17	2	2	2	Mark A
8-11	921503-0430	SCREW	1	1	1	
8-12	930403-0400	NYLON NUT 4-P0.7	1	1	1	
8-13	3B2Q60100-1	PROPELLER SHAFT HOUSING ASSY	1	1	1	
8-14	345-65015-0	* O-RING 3.2-47	1	1	1	
8-15	369-60111-0	* OIL SEAL 15-28-10	1	1	1	
8-16	9601-0-6004	* BALL BEARING 6004	1	1	1	
8-17	9101E3-5620	BOLT	2	2	2	
8-18	3B2-64010-0	BEVEL GEAR ASSY (A)	1	1	1	
8-19	3B2-64020-0	BEVEL GEAR B	1	1	1	
8-20	3B2-64030-0	BEVEL GEAR C	1	1	1	
8-21	369-64032-0	WASHER 15.2-19-1.9	1	1	1	
8-22	1 369-64014-0	SHIM 21-28-0.1	A	A	A	
8-22	2 369-64015-0	SHIM 21-28-0.15	A	A	A	
8-23	3V1-64211-1	PROPELLER SHAFT	1	1	1	
8-24	3B2-64215-0	CLUTCH	1	1	1	
8-25	301-64217-0	PIN 3.5-28	1	1	1	
8-26	3V1-64221-0	SPRING	1	1	1	
8-27	369-64223-0	PUSH ROD	1	1	1	
8-28	3B2-64222-0	SPRING RETAINER	1	1	1	

Fig. 8

GEAR CASE

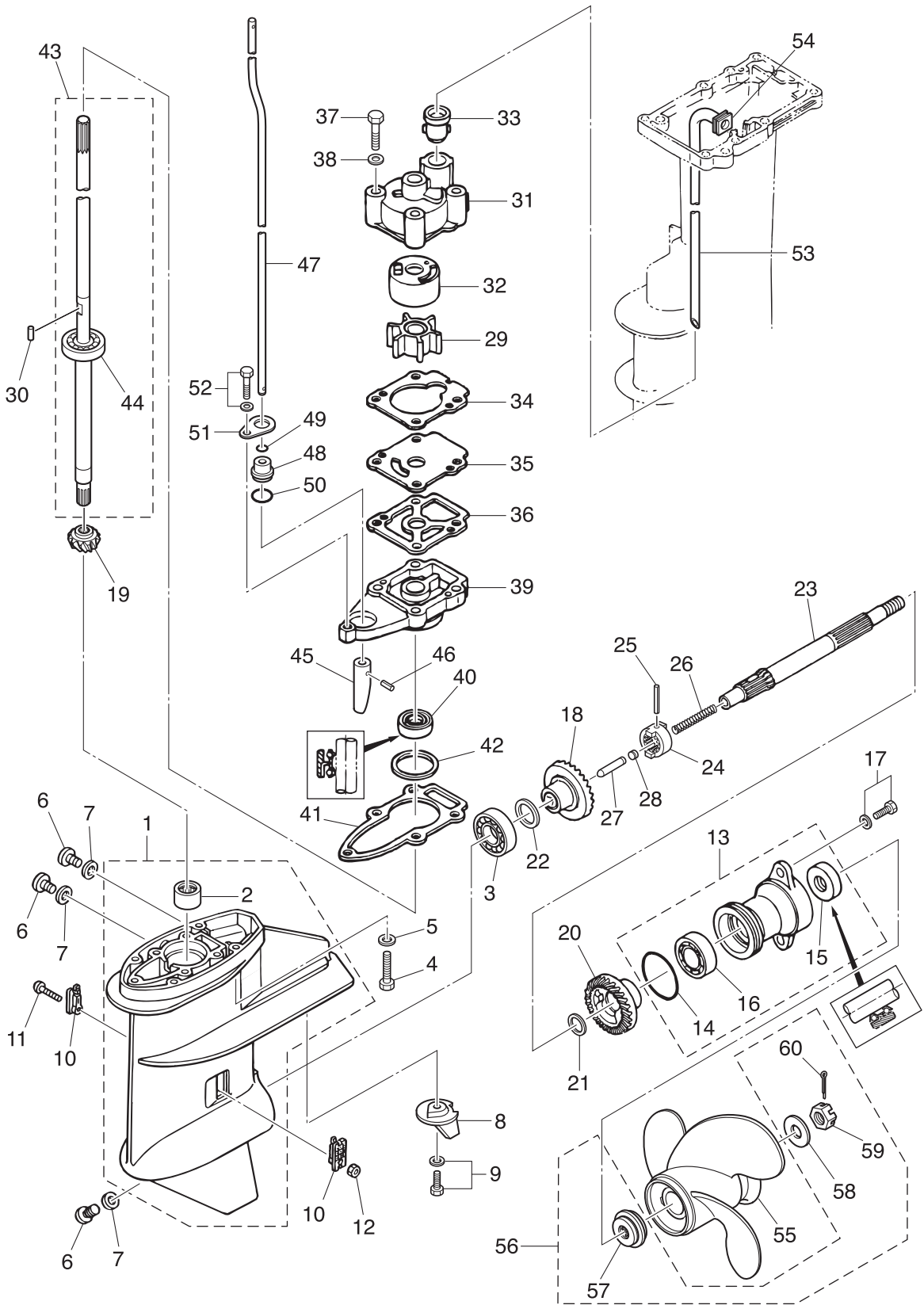




Ref.No.	Part No.	Description	Q'ty			Remarks
			M6B	M8B	M9.8B	
8-29	3B2-65021-1	WATER PUMP IMPELLER	1	1	1	
8-30	3B2-65022-0	KEY $\phi$ 3-11	1	1	1	
8-31	3B2-65016-0	PUMP CASE (UPPER)	1	1	1	
8-32	3B2-65011-0	PUMP CASE LINER	1	1	1	
8-33	331-65014-0	WATER PIPE SEAL (LOWER)	1	1	1	
8-34	3B2-65018-2	PUMP CASE GASKET	1	1	1	
8-35	3B2-65025-0	WATER PUMP GUIDE PLATE	1	1	1	
8-36	3B2-65029-2	GUIDE PLATE GASKET	1	1	1	
8-37	9161E3-0650	BOLT	4	4	4	
8-38	940103-0600	WASHER	4	4	4	
8-39	3V1-65017-0	PUMP CASE (LOWER)	1	1	1	
8-40	309-60111-0	OIL SEAL 12-24-8	1	1	1	
8-41	3B2-65020-1	PUMP CASE GASKET (LOWER)	1	1	1	
8-42	1 3B2-64081-0	SHIM 28-36.8-0.1	A	A	A	
8-42	2 3B2-64082-0	SHIM 28-36.8-0.15	A	A	A	
8-42	3 3B2-64083-0	SHIM 28-36.8-0.3	A	A	A	
8-43	1 3B2-64306-1	DRIVE SHAFT ASSY (S)	1	1	1	for Transom "S"
8-43	2 3B2-64307-1	DRIVE SHAFT ASSY (L)	1	1	1	for Transom "L"
8-43	3 3B2-64309-1	DRIVE SHAFT ASSY (UL)		1	1	for Transom "UL"
8-44	9601-0-6301	* BALL BEARING 6301	1	1	1	
8-45	369-66011-0	CLUTCH CAM	1	1	1	
8-46	951403-0310	SPRING PIN 3-10	1	1	1	
8-47	1 3B2-66012-0	CAM ROD (S)	1	1	1	for Transom "S"
8-47	2 3B2-66013-0	CAM ROD (L)	1	1	1	for Transom "L"
8-47	3 3B2-66014-0	CAM ROD (UL)		1	1	for Transom "UL"
8-48	369-66031-0	CAM ROD BUSHING	1	1	1	
8-49	369-66021-1	O-RING 2.5-4.9	1	1	1	
8-50	332-66032-0	O-RING 2.4-15.4	1	1	1	
8-51	369-66033-0	STOPPER	1	1	1	

Fig. 8

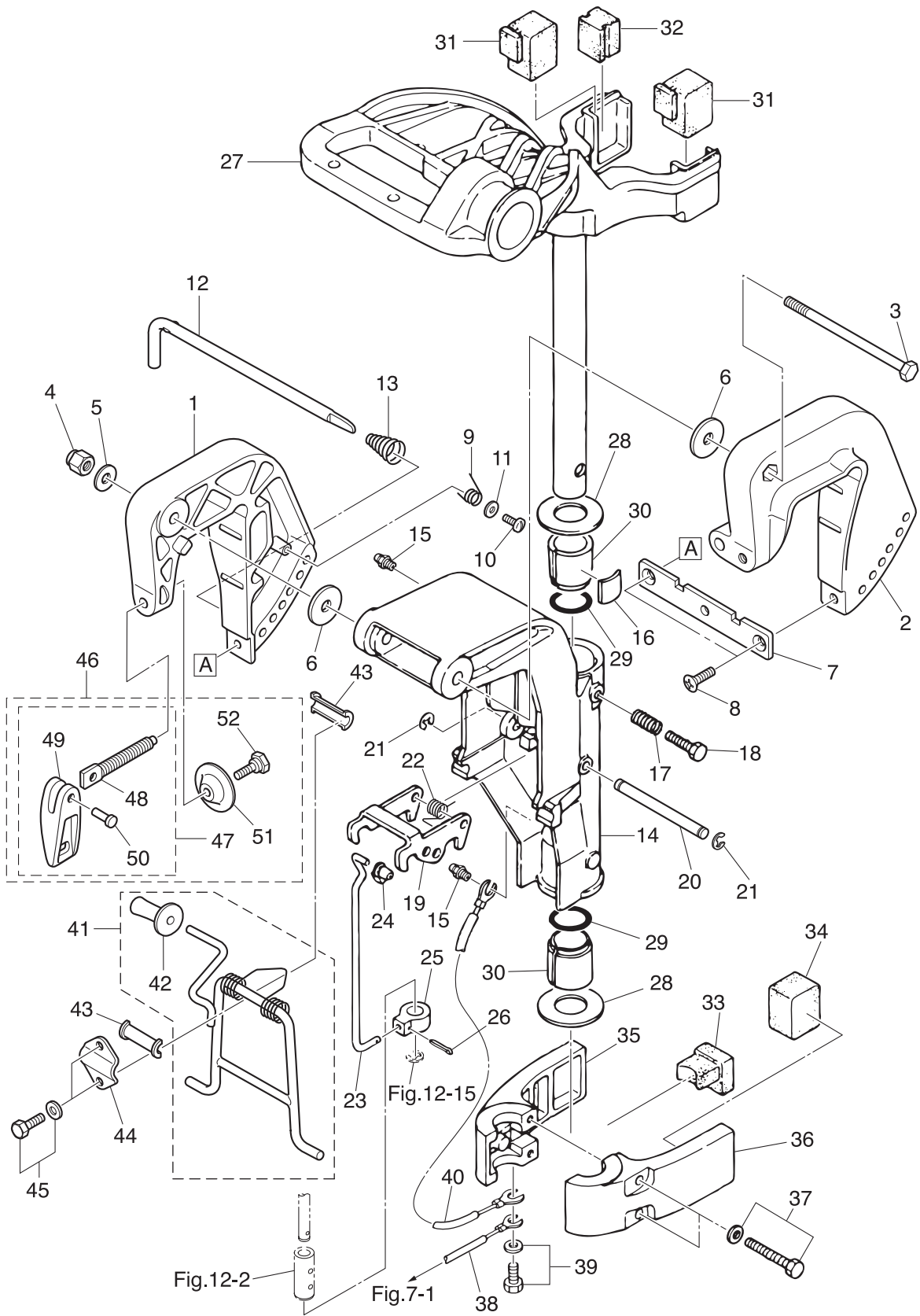
GEAR CASE



Ref.No.	Part No.	Description	Q'ty			Remarks
			M/6B	M/8B	M/9.8B	
8-52	910103-5625	BOLT	1	1	1	
8-53	1 3B2-65100-0	WATER PIPE (S)	1	1	1	for Transom "S"
8-53	2 3B2-65110-0	WATER PIPE (L)	1	1	1	for Transom "L"
8-53	3 3B2-65120-0	WATER PIPE (UL)		1	1	for Transom "UL"
8-54	3B2-65195-0	GROMMET	1	1	1	
8-55	1 3B2B64513-1	PROPELLER ASSY (6.5")	1	1	1	OPT 3 x 216 x 165
8-55	2 3B2B64514-1	PROPELLER ASSY (7")	1	1	1	M8B/6B "L" & "UL" STD 3 x 226 x 178
8-55	3 3B2B64515-1	PROPELLER ASSY (7.5")	1	1	1	M9.8B "L" & "UL" STD 3 x 216 x 190
8-55	4 3B2B64517-1	PROPELLER ASSY (8.5")	1	1	1	M9.8B/8B/6B "S" STD 3 x 226 x 211
8-55	5 3B2B64519-1	PROPELLER ASSY (9.5")	1	1	1	OPT 3 x 226 x 255
8-56	3V1-87326-1	PROPELLER HARDWARE KIT	1	1	1	
8-57	3B2-64230-2	* THRUST HOLDER ASSY	1	1	1	
8-58	369-64124-0	* WASHER 10.5-28-2	1	1	1	
8-59	369-64121-0	* PROPELLER NUT	1	1	1	
8-60	951503-0318	* SPLIT PIN 3-18	1	1	1	

Fig. 9

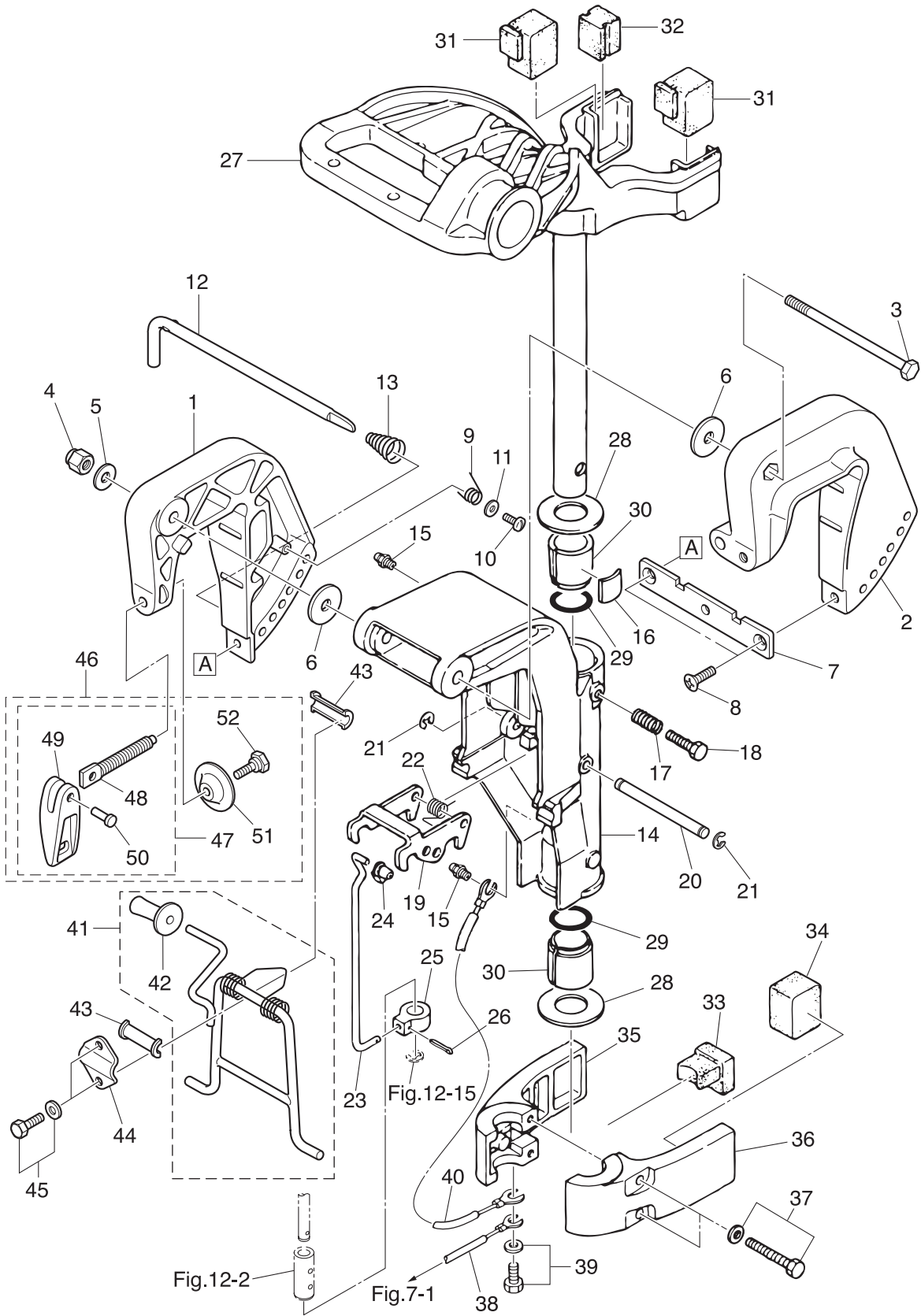
BRACKET • REVERSE LOCK



Ref.No.	Part No.	Description	Q'ty			Remarks
			M/6B	M/8B	M/9,8B	
9-1	3V1Q62112-1	CLAMP BRACKET (R)	1	1	1	Starboard Side
9-2	3V1Q62113-1	CLAMP BRACKET (L)	1	1	1	Port Side
9-3	309-62115-2	BOLT 8-122	1	1	1	
9-4	930403-0800	NYLON NUT 8-P1.25	1	1	1	
9-5	9401E3-0800	WASHER	1	1	1	
9-6	307-62116-1	WASHER 8.5-28-1	2	2	2	
9-7	3B2-62118-0	DISTANCE PLATE	1	1	1	
9-8	9216E3-0612	SCREW	2	2	2	
9-9	369-62146-1	STERN BRACKET SPRING	1	1	1	
9-10	921703-0406	SCREW	1	1	1	
9-11	369-62147-0	WASHER 4.3-16-1.5	1	1	1	
9-12	350-62121-2	THRUST ROD	1	1	1	
9-13	369-62122-2	THRUST ROD SPRING	1	1	1	
9-14	3B2Q62310-0	SWIVEL BRACKET	1	1	1	
9-15	344-67177-1	GREASE FITTING	2	2	2	
9-16	345-62441-0	FRICTION PIECE	1	1	1	
9-17	346-62421-1	FRICTION SPRING	1	1	1	
9-18	9101E3-0830	BOLT	1	1	1	
9-19	3B2-66322-1	REVERSE LOCK	1	1	1	
9-20	3B2-66321-1	REVERSE LOCK ROD	1	1	1	
9-21	945303-0500	E-RING d=5	2	2	2	
9-22	3B2-66315-0	REVERSE LOCK SPRING	1	1	1	
9-23	3B2-66305-0	REVERSE LOCK LINK	1	1	1	
9-24	345-05224-0	ROD SNAP 5-2.5	1	1	1	
9-25	3B2-66302-0	REVERSE LOCK LINK JOINT	1	1	1	
9-26	951503-0214	SPLIT PIN	1	1	1	
9-27	3B2Q62010-0	STEERING SHAFT ASSY	1	1	1	
9-28	3B2-62422-0	THRUST PLATE (UPPER) 22-44-2	2	2	2	
9-29	3B2-62415-0	O-RING 4.25-19.5	2	2	2	

Fig. 9

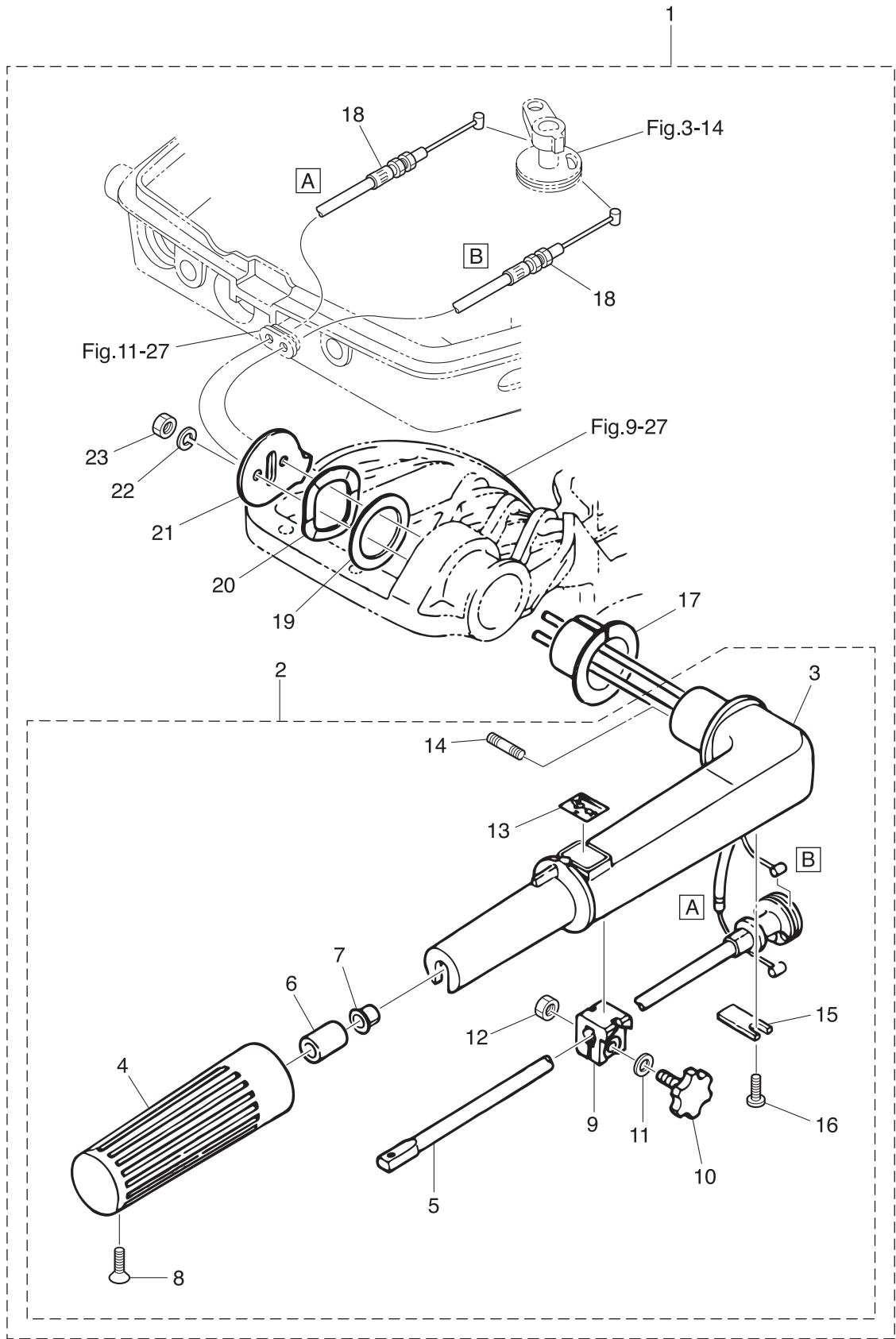
BRACKET • REVERSE LOCK



Ref.No.	Part No.	Description	Q'ty			Remarks
			M/6B	M/8B	M/9.8B	
9-30	3B2-62417-0	BUSHING	2	2	2	
9-31	3B2-61301-0	RUBBER MOUNT (UPPER)	2	2	2	
9-32	3B2-61337-0	DAMPER (UPPER)	1	1	1	
9-33	3B2-61336-0	DAMPER (LOWER)	1	1	1	
9-34	3B2-61302-0	RUBBER MOUNT (LOWER)	2	2	2	
9-35	3K9Q61401-0	MOUNT BRACKET (R)	1	1	1	Starboard Side
9-36	3K9Q61402-0	MOUNT BRACKET (L)	1	1	1	Port Side
9-37	9101E3-5640	BOLT	2	2	2	
9-38	3A3-62396-1	GROUND L=110	1	1	1	Drive Shaft Housing -Mount Bracket
9-39	9101E3-5612	BOLT	1	1	1	
9-40	3A3-62396-1	GROUND L=110	1	1	1	Swivel Brack -Mount Bracket
9-41	3V1-62431-1	TILT STOPPER ASSY	1	1	1	
9-42	3AS-62433-0	* TILT STOPPER GRIP	1	1	1	
9-43	393-62437-1	BUSHING	2	2	2	
9-44	369-62439-1	SETTING PLATE	1	1	1	
9-45	9101E3-5612	BOLT	2	2	2	
9-46	3V1Q62105-0	CLAMP SCREW KIT	2	2	2	
9-47	3V1Q62108-0	* CLAMP SCREW ASSY	1	1	1	
9-48	3V1-62106-0	** CLAMP SCREW	1	1	1	
9-49	332Q62102-1	** CLAMP SCREW HANDLE	1	1	1	
9-50	3C8-62104-2	** RIVET 3-22	1	1	1	
9-51	332-62101-1	* CLAMP SCREW PAD	1	1	1	
9-52	3C8-62107-0	* SHOULDER BOLT	1	1	1	

Fig. 10

TILLER HANDLE (MF • EF MODEL)

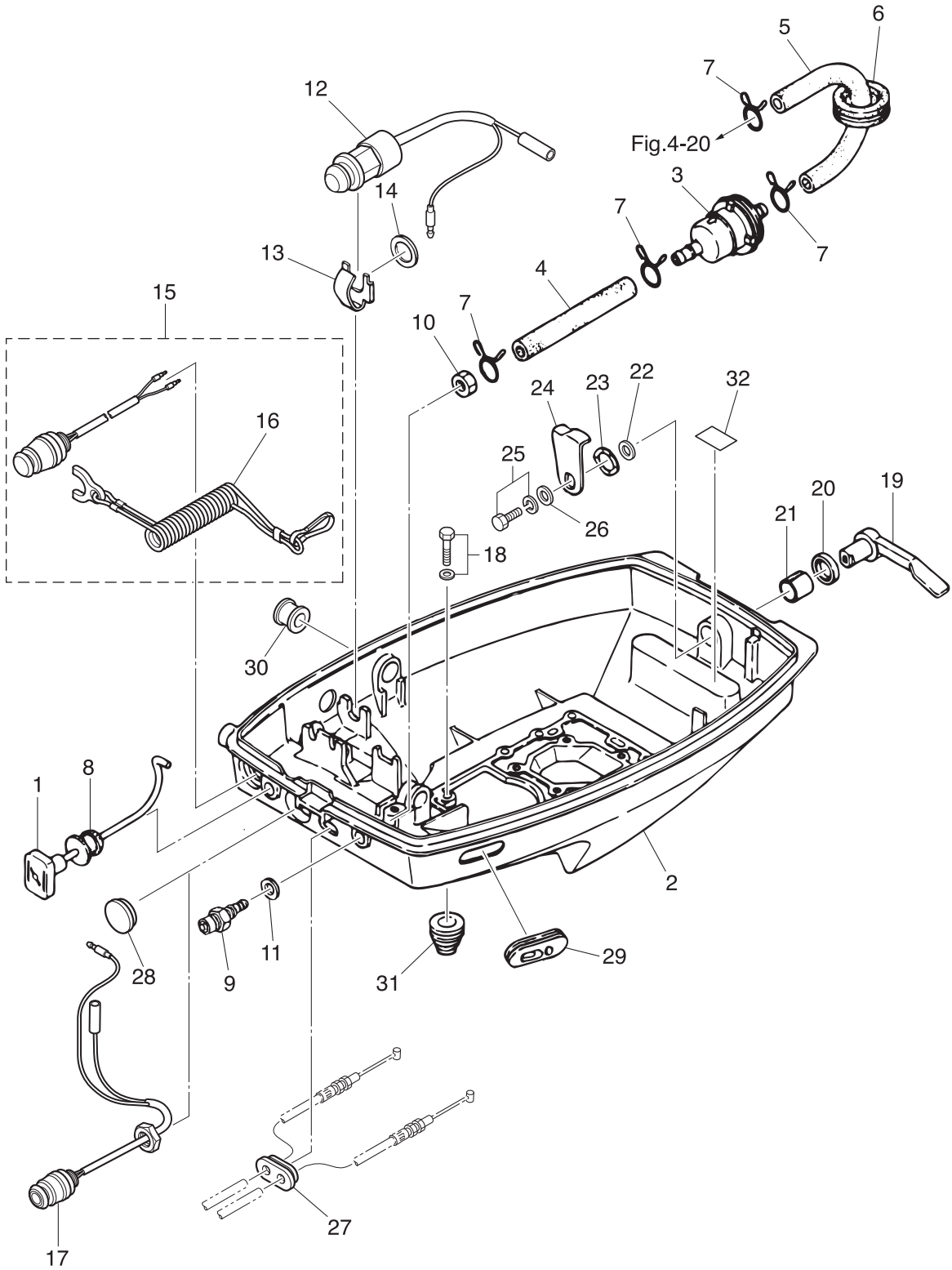




Ref.No.	Part No.	Description	Q'ty			Remarks
			M/6B	M/8B	M/9,8B	
10-1	3B2Q63003-2	TILLER HANDLE ASSY	1	1	1	
10-2	3B2Q63005-2	* TILLER HANDLE SUB-ASSY	1	1	1	
10-3	3B2Q63011-1	** TILLER HANDLE	1	1	1	
10-4	350-63012-2	** GRIP	1	1	1	
10-5	3B2-63041-0	** THROTTLE SHAFT	1	1	1	
10-6	345-63048-0	** THROTTLE SHAFT DAMPER	1	1	1	
10-7	350-63046-0	** BUSHING 8.4-10-11	1	1	1	
10-8	920803-0518	** SCREW	1	1	1	
10-9	3B2-63035-1	** FRICTION PIECE	1	1	1	
10-10	3B2-63034-0	** ADJUSTING SCREW	1	1	1	
10-11	940103-0600	** WASHER	1	1	1	
10-12	930103-0600	** NUT	1	1	1	
10-13	369-72019-1	** THROTTLE DECAL	1	1	1	
10-14	3B2-63104-1	** STUD	2	2	2	
10-15	3B2-63063-0	** THROTTLE SHAFT SUPPORT	1	1	1	
10-16	9215E3-0612	** SCREW	1	1	1	
10-17	3B2-63102-0	* BUSHING	1	1	1	
10-18	3B2-63600-1	* THROTTLE WIRE	2	2	2	
10-19	3B2-63108-0	* WASHER 30-45-1	1	1	1	
10-20	3B2-63109-0	* WAVE WASHER 30-45-1.2	1	1	1	
10-21	3B2-63103-0	* STEERING HANDLE STOPPER	1	1	1	
10-22	941303-0600	* SPRING WASHER	2	2	2	
10-23	930103-0600	* NUT	2	2	2	

Fig. 11

BOTTOM COWL



Ref.No.	Part No.	Description	Q'ty			Remarks
			M/6B	M/8B	M/9,8B	
11-1	3B2-67151-0	CHOKE ROD	1	1	1	
11-2	3B2Q67100-1	BOTTOM COWL	1	1	1	
11-3	369-02230-0	FUEL FILTER ASSY	1	1	1	
11-4	98AB-50-075	HOSE	1	1	1	F/Connector-F/Filter 98AB-501000
11-5	3B2-02212-0	FUEL HOSE	1	1	1	Fuel Filter-Carburetor
11-6	345-76023-0	GROMMET 22-2.5	1	1	1	
11-7	338-02215-0	CLIP $\phi$ 10	4	4	4	
11-8	369-67104-0	CHOKE ROD BUSHING	1	1	1	
11-9	3B2-70260-1	FUEL CONNECTOR (MALE)	1	1	1	
11-10	332-70261-0	NUT 10-P1.25	1	1	1	
11-11	336-70112-0	GASKET 10.2-16-0.5	1	1	1	
11-12	398-76080-0	NEUTRAL SWITCH			1	for EF
11-13	398-76083-0	NEUTRAL SWITCH ACTUATOR			1	for EF
11-14	3B7-63731-0	WASHER 12.5-24-1			1	for EF
11-15	398-06830-0	STOP SWITCH ASSY	1	1	1	for MF/EF
11-16	353-06821-0	* STOP SWITCH LANYARD ASSY	1	1	1	for MF/EF
11-17	3B2-76026-1	MAIN SWITCH ASSY			1	for EF
11-18	9101E3-5620	BOLT	4	4	4	
11-19	369Q67141-1	HOOK LEVER	1	1	1	
11-20	338-67147-0	SEAL RING 13.8-22-3.7	1	1	1	
11-21	369-67105-0	HOOK LEVER BUSHING	1	1	1	
11-22	3C8-67146-0	WASHER 14-22-1	1	1	1	
11-23	941403-1400	WAVE WASHER d=14	1	1	1	
11-24	369-67142-0	COVER HOOK	1	1	1	
11-25	910103-6612	BOLT	1	1	1	
11-26	3C8-66308-0	WASHER 6-16-1.5	1	1	1	
11-27	3B2-63621-0	GROMMET	1	1	1	for MF/EF
11-28	345-67117-0	GROMMET 17-2.7		1	1	for EP
11-29	353-67162-0	GROMMET	1	1	1	

Fig. 11

BOTTOM COWL

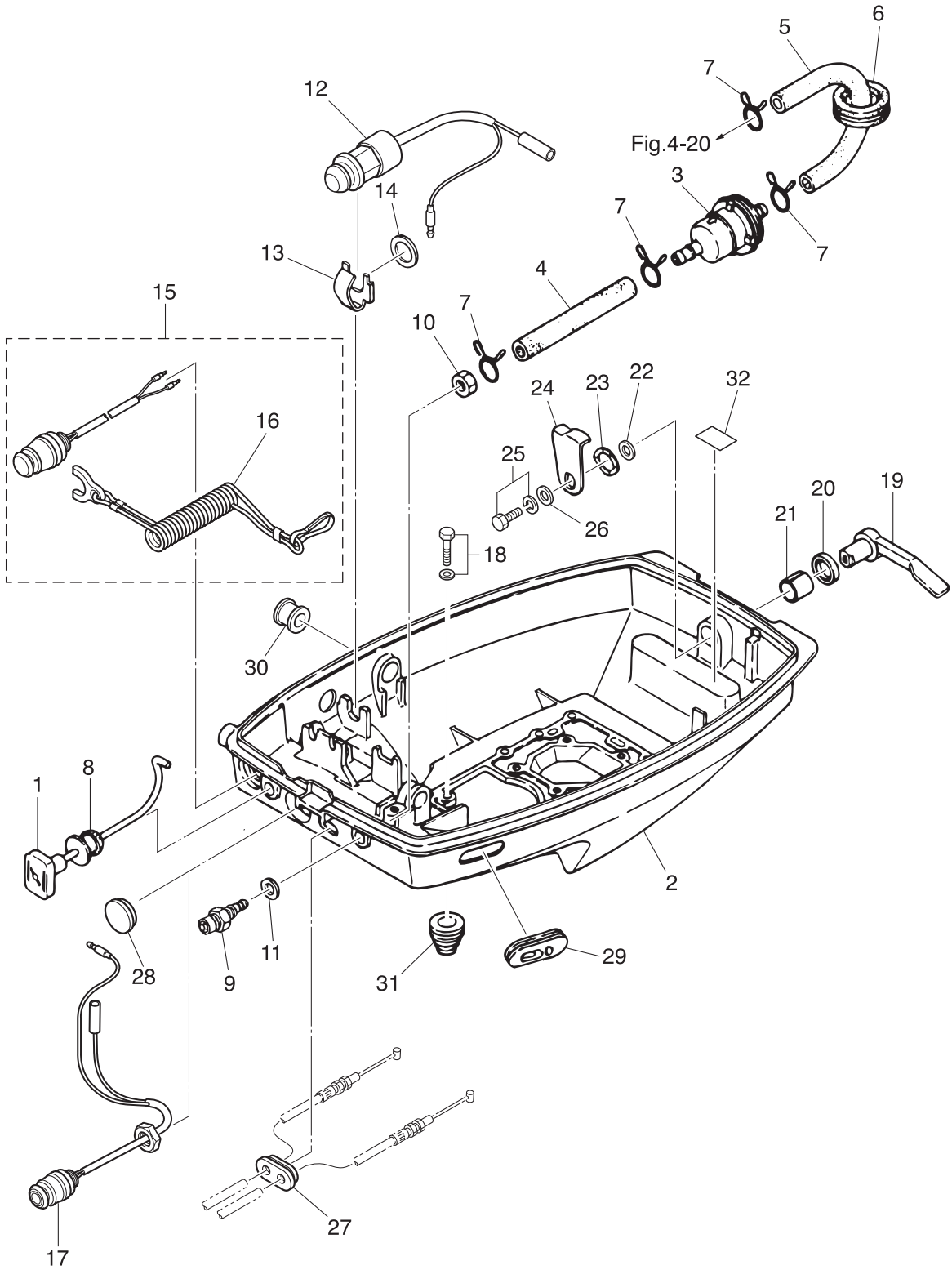




Fig. 12

SHIFT

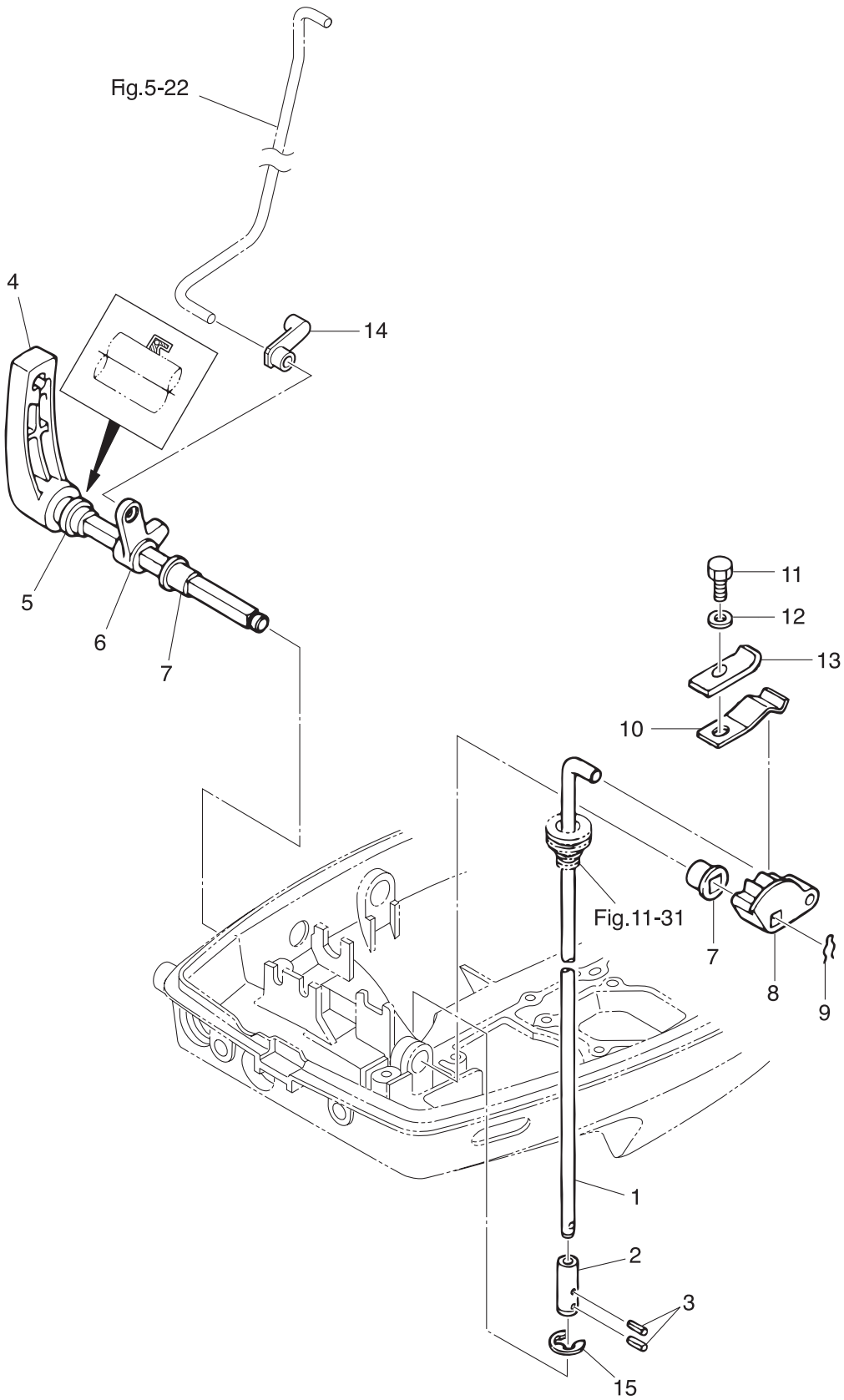
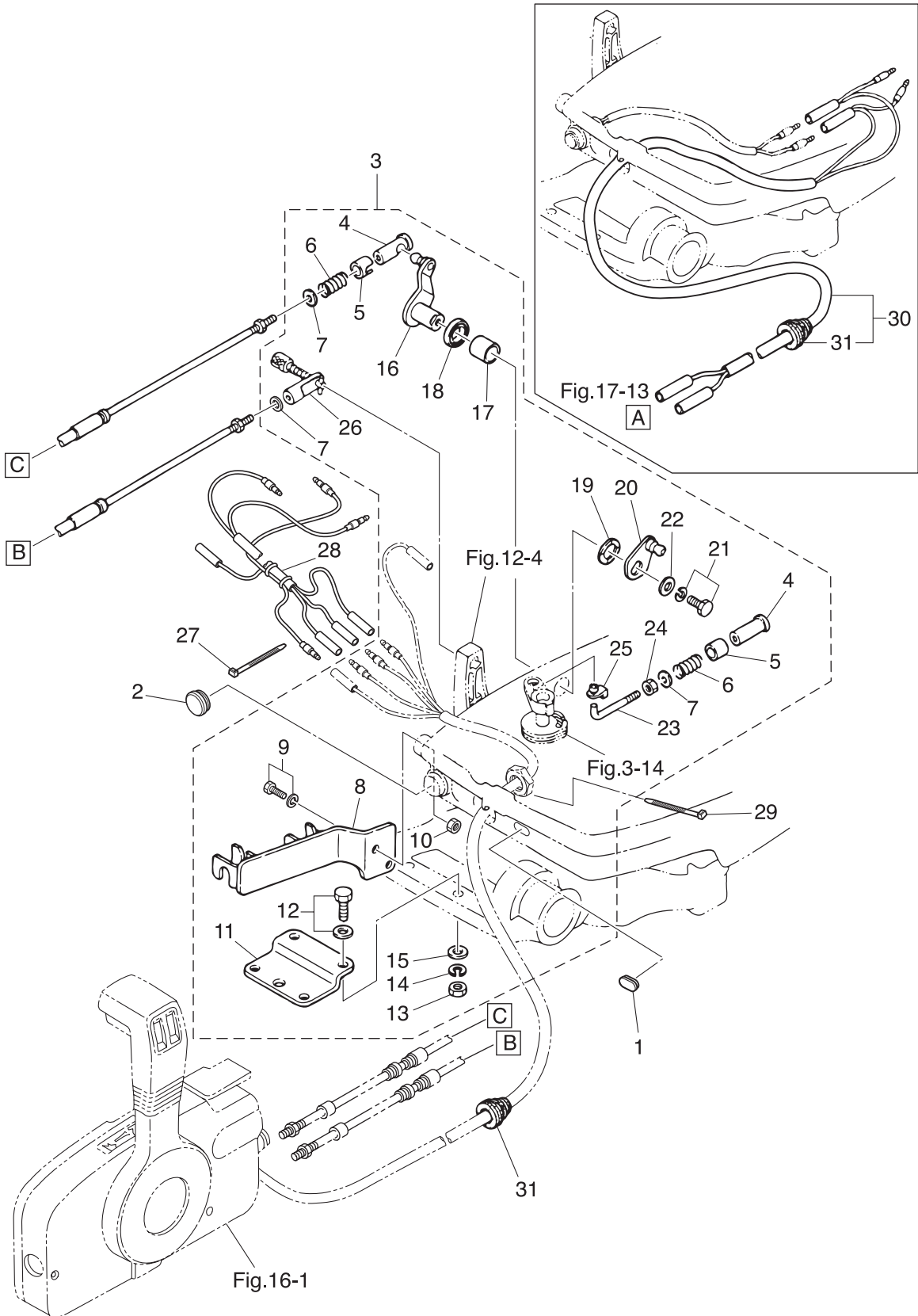




Fig. 13

REMOTE CONTROL





Ref.No.	Part No.	Description	Q'ty			Remarks
			M/6B	M/8B	M/9.8B	
13-1	3B2-63624-0	GROMMET		1	1	for EP
13-2	345-67117-0	GROMMET 17-2.7		1	1	for EP
13-3	3B2-83880-3	REMOTE CONTROL FITTING ASSY		1	1	for EP
13-4	3A1-83722-0	* BALL JOINT HOLDER		2	2	
13-5	332-83723-0	* HOLDER CAP		2	2	
13-6	332-83724-0	* SPRING		2	2	
13-7	332-83725-0	* WASHER 5.5-14-1.2		3	3	
13-8	3B2-83820-0	* CABLE CLIP ASSY		1	1	
13-9	910103-6616	* BOLT		2	2	
13-10	930103-0600	* NUT		2	2	
13-11	369-83830-2	* STEERING HOOK PLATE		1	1	
13-12	910103-5830	* BOLT		2	2	
13-13	930103-0800	* NUT		2	2	
13-14	941303-0800	* SPRING WASHER		2	2	
13-15	940103-0800	* WASHER		2	2	
13-16	369-83726-0	* THROTTLE LEVER		1	1	
13-17	369-67105-0	* HOOK LEVER BUSHING		1	1	
13-18	338-67147-0	* SEAL RING 13.8-22-3.7		1	1	
13-19	941403-1400	* WAVE WASHERd=14		1	1	
13-20	3B2-83887-1	* THROTTLE LEVER		1	1	
13-21	910103-6612	* BOLT		1	1	
13-22	3C8-66308-0	* WASHER 6-16-1.5		1	1	
13-23	3B2-83863-1	* THROTTLE LEVER ROD		1	1	
13-24	3B2-83865-0	* NUT 10-32UNF		1	1	
13-25	345-05224-0	* ROD SNAP 5-2.5		1	1	
13-26	3A1-83710-1	* CABLE JOINT ASSY		1	1	
13-27	353-84398-0	BAND 100		1	1	for EP
13-28	3B2-76166-0	ASSIST CORD COMPLETE		1	1	for EP
13-29	353-84398-0	BAND 100		1	1	for EP

Fig. 13

REMOTE CONTROL

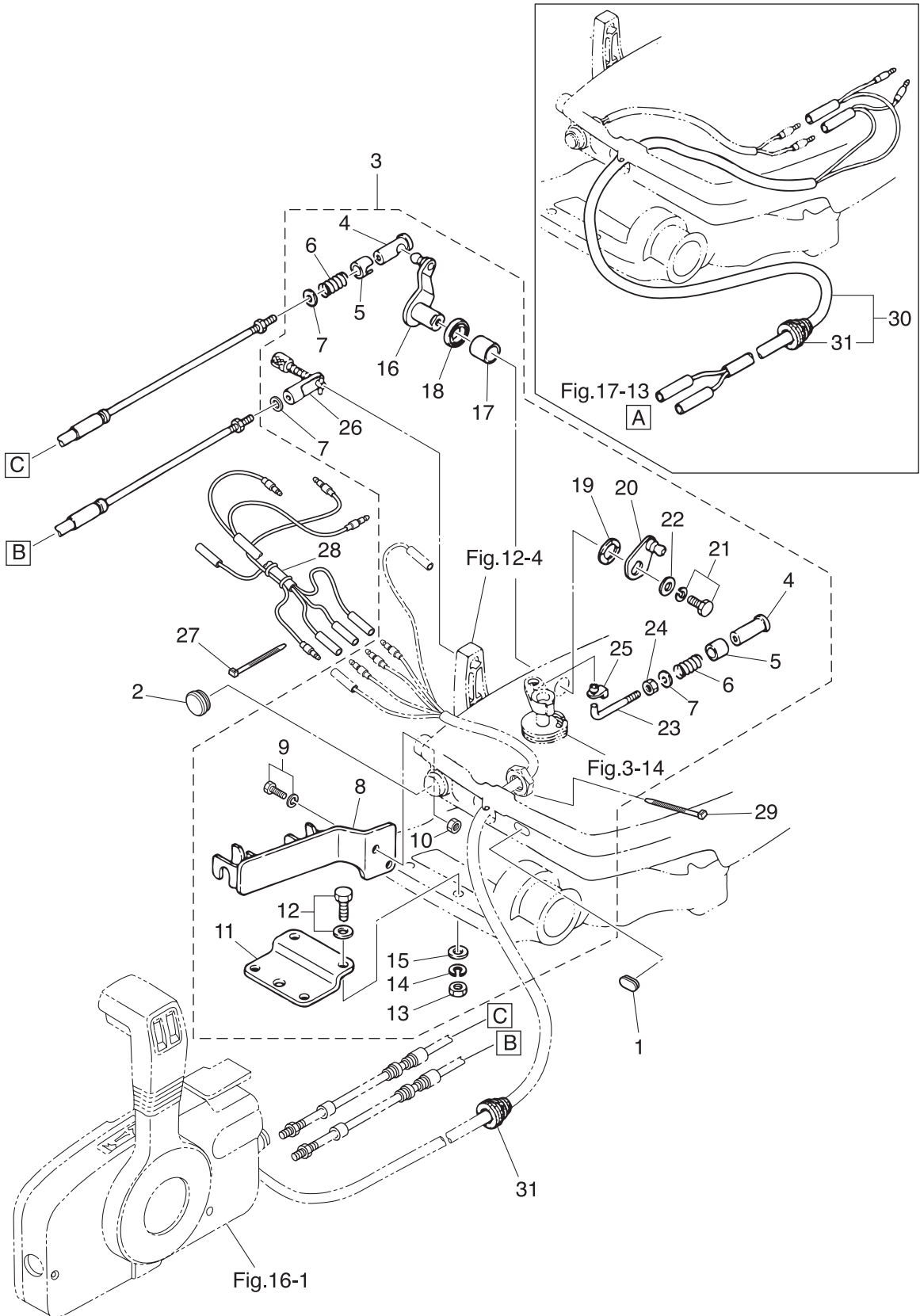




Fig. 14

TOP COWL

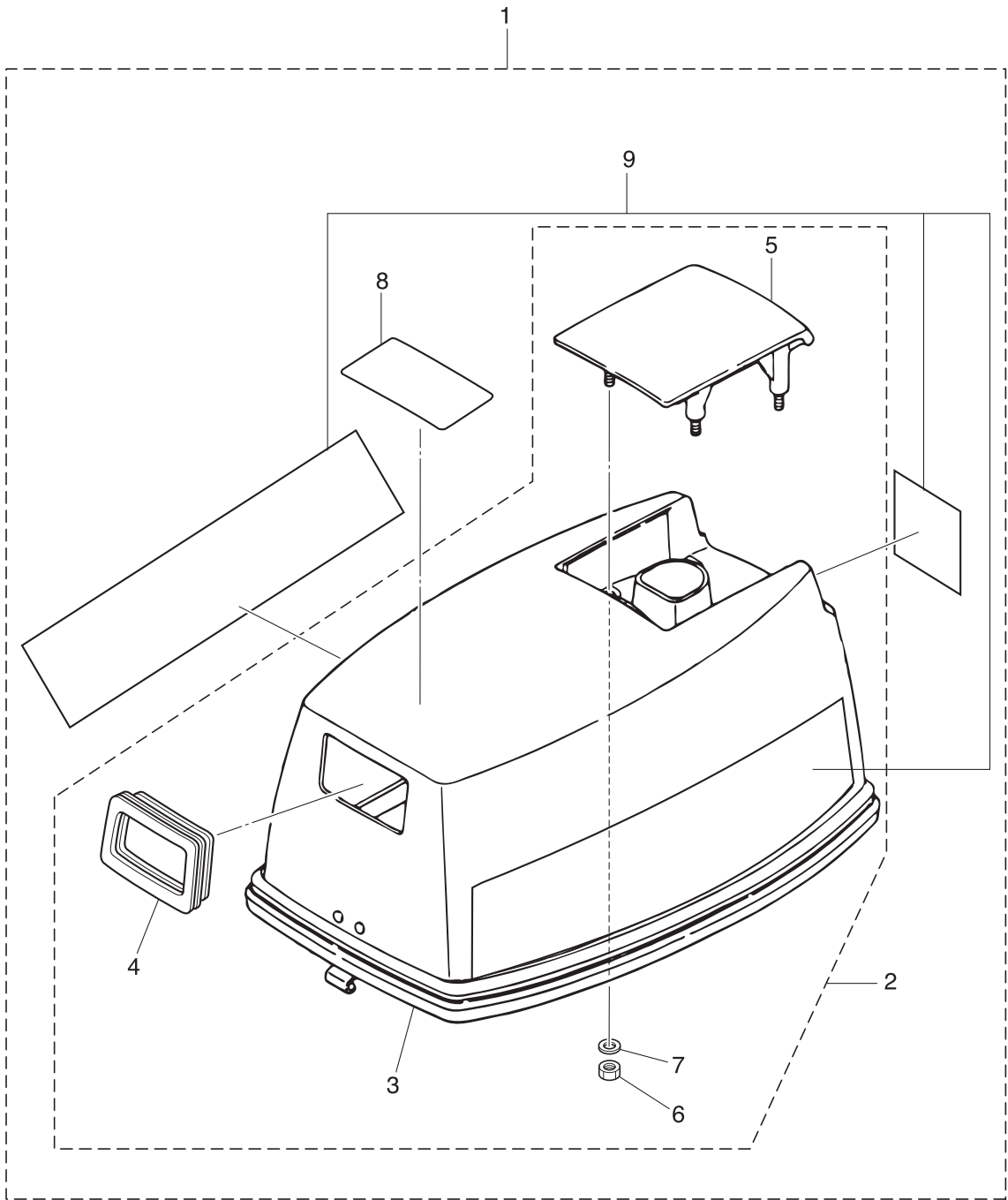




Fig. 15 FUEL TANK

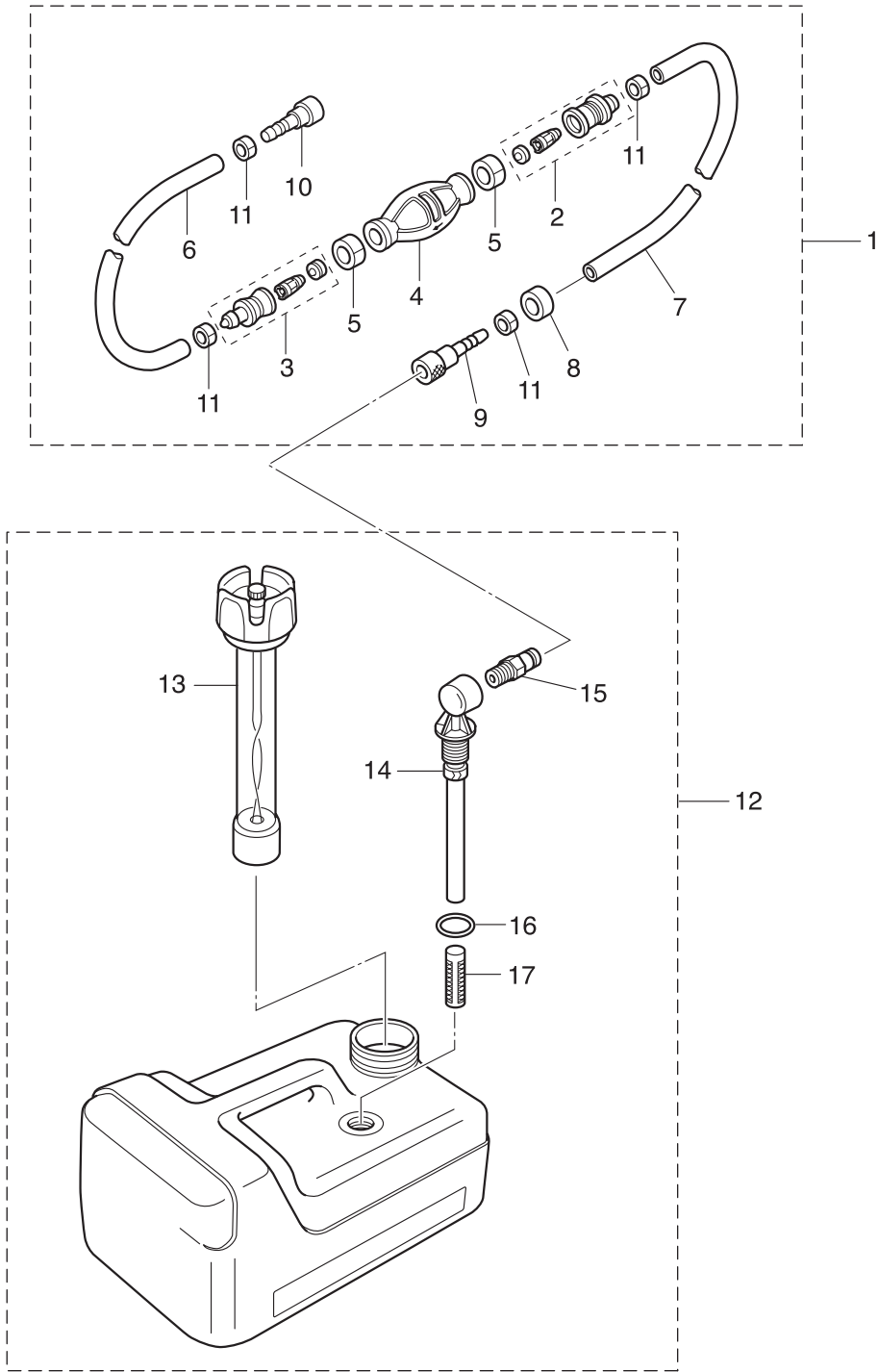
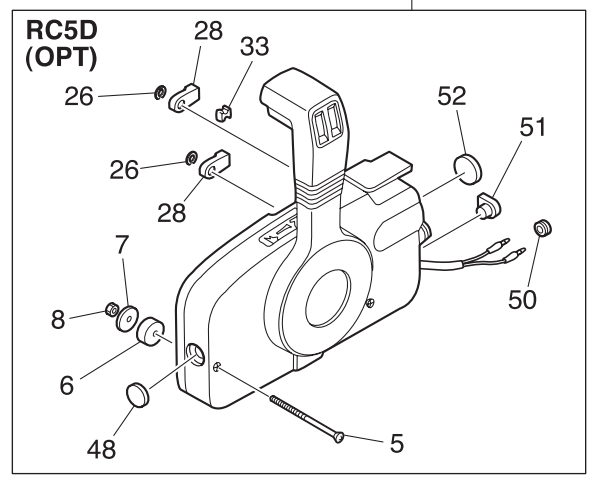
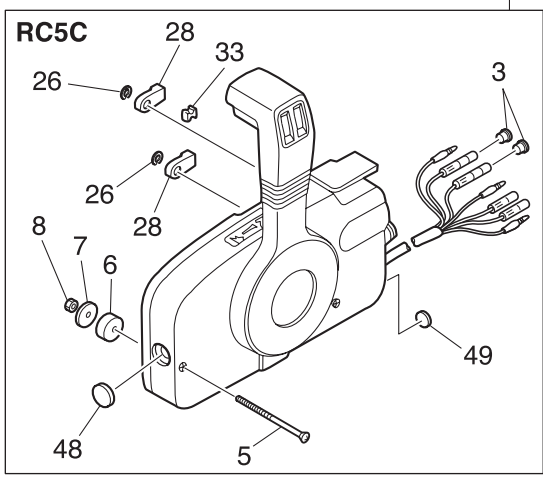
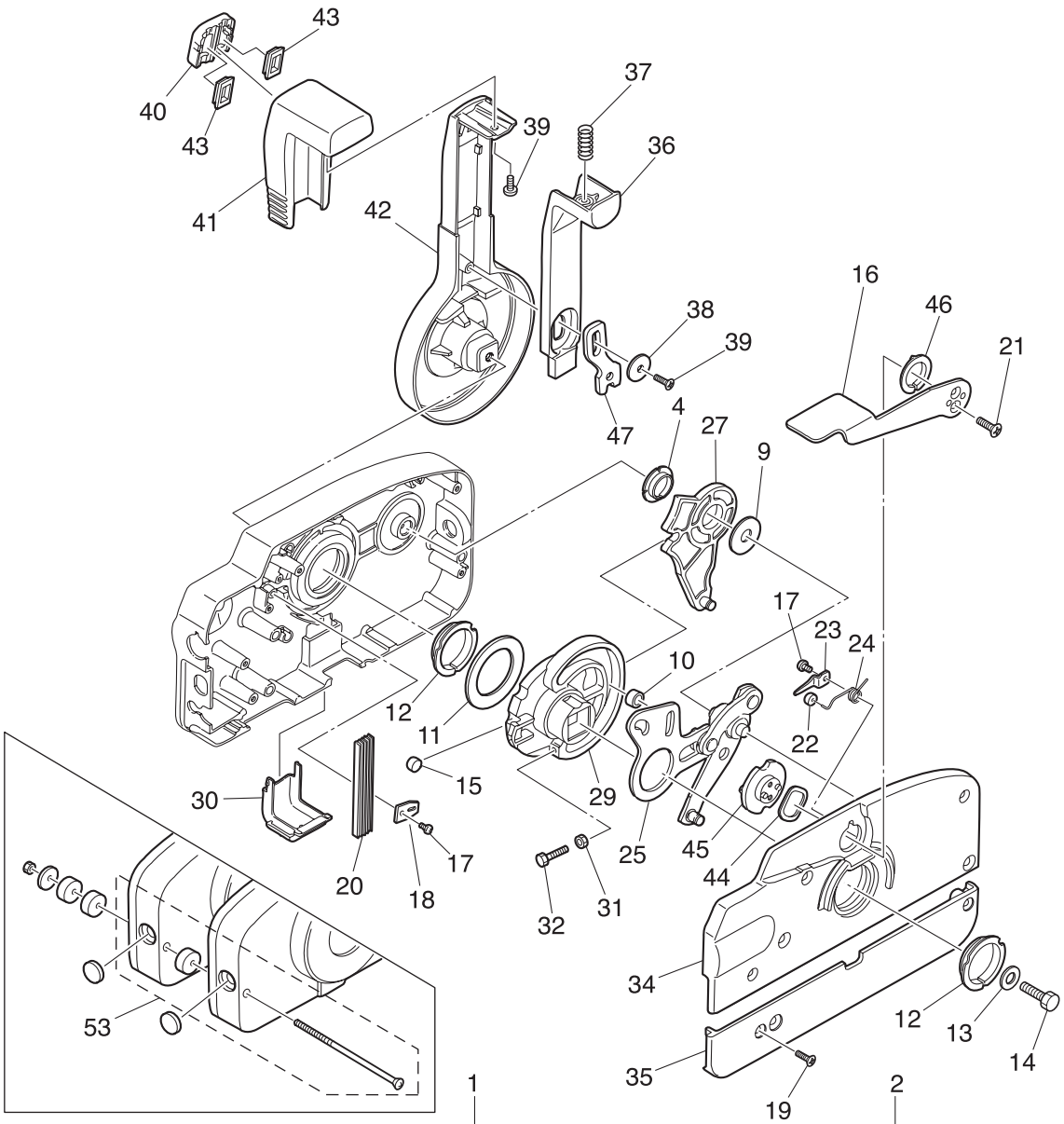




Fig. 16

COMPONENT PARTS OF REMOTE CONTROL

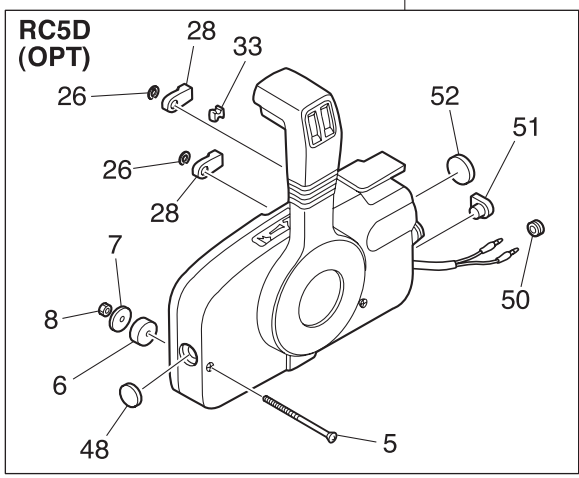
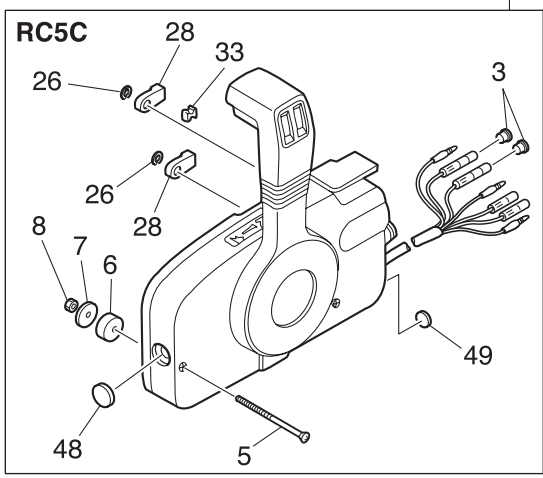
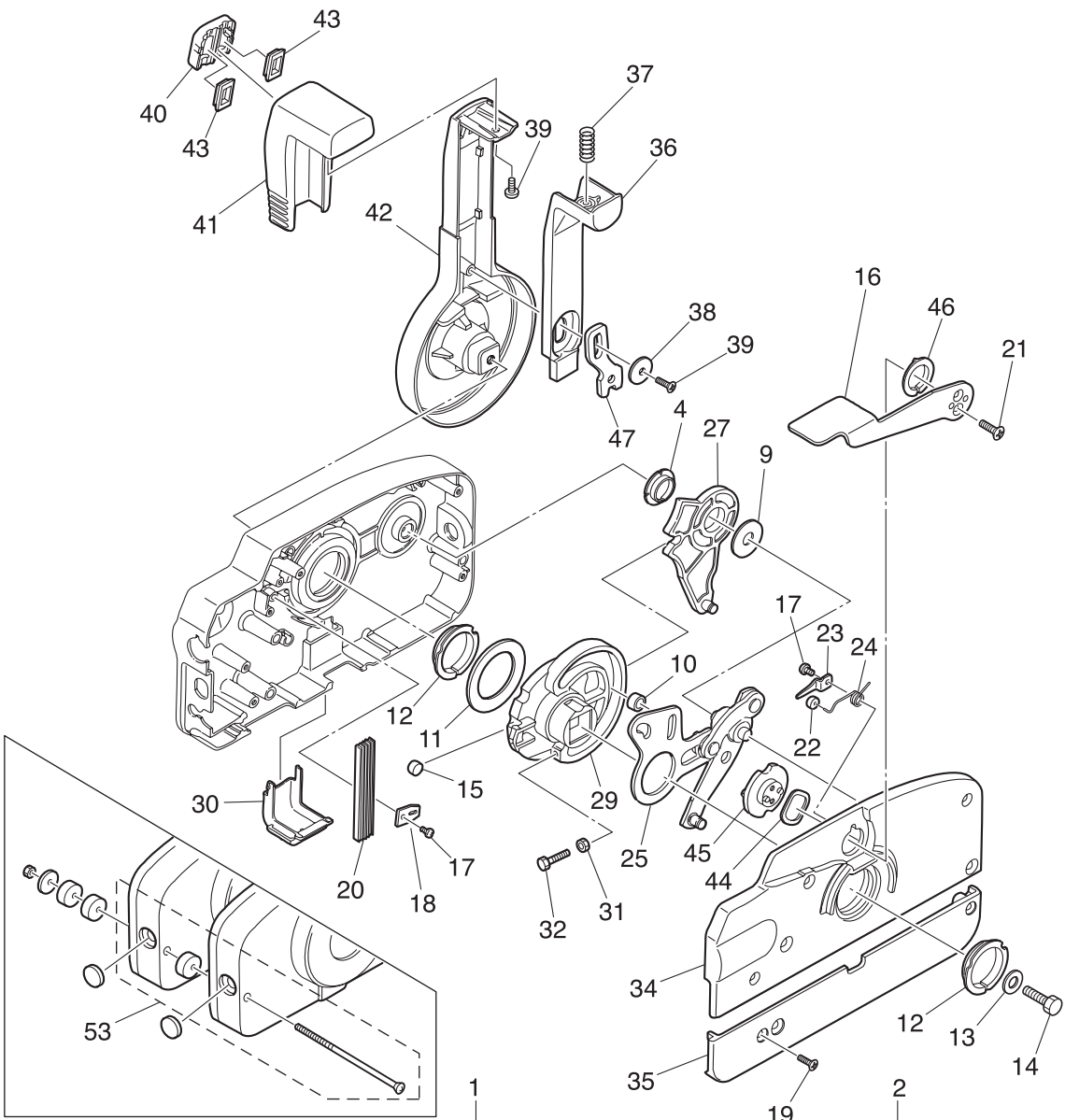




Ref.No.	Part No.	Description	Q'ty			Remarks
			M6B	M8B	M9.8B	
16-1	3B7Q84350-3	REMOTE CONTROL HEAD ASSY (RC5C)		1	1	RC5C for EP
16-2	3B7Q84360-1	REMOTE CONTROL HEAD ASSY (RC5D)	1	1	1	OPT RC5D for MF
16-3	3A3-76037-0	* CABLE TERMINAL PLUG		2	2	RC5C for EP
16-4	3A3-84432-0	* BUSHING		1	1	
16-5	3A3-84375-0	* SCREW		3	3	
16-6	3A3-84374-0	* SPACER		3	3	
16-7	353-84371-0	* WASHER		3	3	
16-8	930103-0600	* NUT		3	3	
16-9	3A3-84383-0	* WASHER		1	1	
16-10	3A3-84421-0	* ROLLER		1	1	
16-11	3A3-84422-0	* THRUST PLATE		1	1	
16-12	3A3-84431-0	* BUSHING		2	2	
16-13	940103-0800	* WASHER		1	1	
16-14	3A3-84442-0	* BOLT		1	1	
16-15	353-84388-0	* DETENT ROLLER		1	1	
16-16	3B7Q84312-0	* FREE THROTTLE LEVER		1	1	
16-17	921503-0406	* SCREW		2	2	
16-18	3A3-84423-0	* DETENT RETAINER		1	1	
16-19	921603-0518	* SCREW		5	5	
16-20	3A3-84307-0	* DETENT SPRING		5	5	
16-21	921603-0512	* SCREW		2	2	
16-22	3A3-84424-0	* FREE THROTTLE ROLLER		1	1	
16-23	3A3-84426-0	* ROLLER RETAINER		1	1	
16-24	3A3-84425-0	* FREE THROTTLE SPRING		1	1	
16-25	3A3-84365-1	* THROTTLE ARM		1	1	
16-26	945303-0600	* E-RING d=6		2	2	
16-27	3A3-84381-0	* SHIFT GEAR ASSY		1	1	
16-28	3A3-83314-2	* CABLE TERMINAL		2	2	
16-29	3A3-84364-2	* DRIVE GEAR		1	1	

Fig. 16

COMPONENT PARTS OF REMOTE CONTROL



Ref.No.	Part No.	Description	Q'ty			Remarks
			M6B	M8B	M9.8B	
16-30	3A3-84429-0	* WIRE COVER		1	1	
16-31	930103-0500	* NUT		1	1	
16-32	910103-0525	* BOLT		1	1	
16-33	3A3-84376-0	* GROMMET		1	1	
16-34	3B7Q84441-0	* REAR HOUSING		1	1	
16-35	3B7Q84366-0	* REAR PANEL		1	1	
16-36	3A3-84401-0	* NEUTRAL LOCK ARM		1	1	
16-37	3A3-84403-0	* NEUTRAL LOCK SPRING		1	1	
16-38	3A3-84407-0	* WASHER		1	1	
16-39	921503-0510	* SCREW		2	2	
16-40	3A3-84451-0	* TILT SWITCH COVER		1	1	
16-41	3A3-84404-0	* GRIP		1	1	
16-42	3B7Q84343-0	* CONTROL LEVER		1	1	
16-43	3A3-84452-0	* TILT SWITCH PLUG		2	2	
16-44	3A3-84368-0	* WAVE WASHER		1	1	
16-45	3A3-84391-0	* FREE THROTTLE DRUM		1	1	
16-46	3A3-84435-0	* BUSHING		1	1	
16-47	3A3-84406-0	* PLATE		1	1	
16-48	361-84414-0	* GROMMET		1	1	
16-49	361-84415-0	* GROMMET		1	1	RC5C for EP
16-50	369-84418-0	* GROMMET	1	1	1	RC5D for MF
16-51	353-84321-0	* GROMMET	1	1	1	RC5D for MF
16-52	369-84416-0	* GROMMET	1	1	1	RC5D for MF
16-53	3A3-81301-0	TWIN REMOTE CONTROL KIT	1	1	1	for TwinOutboards

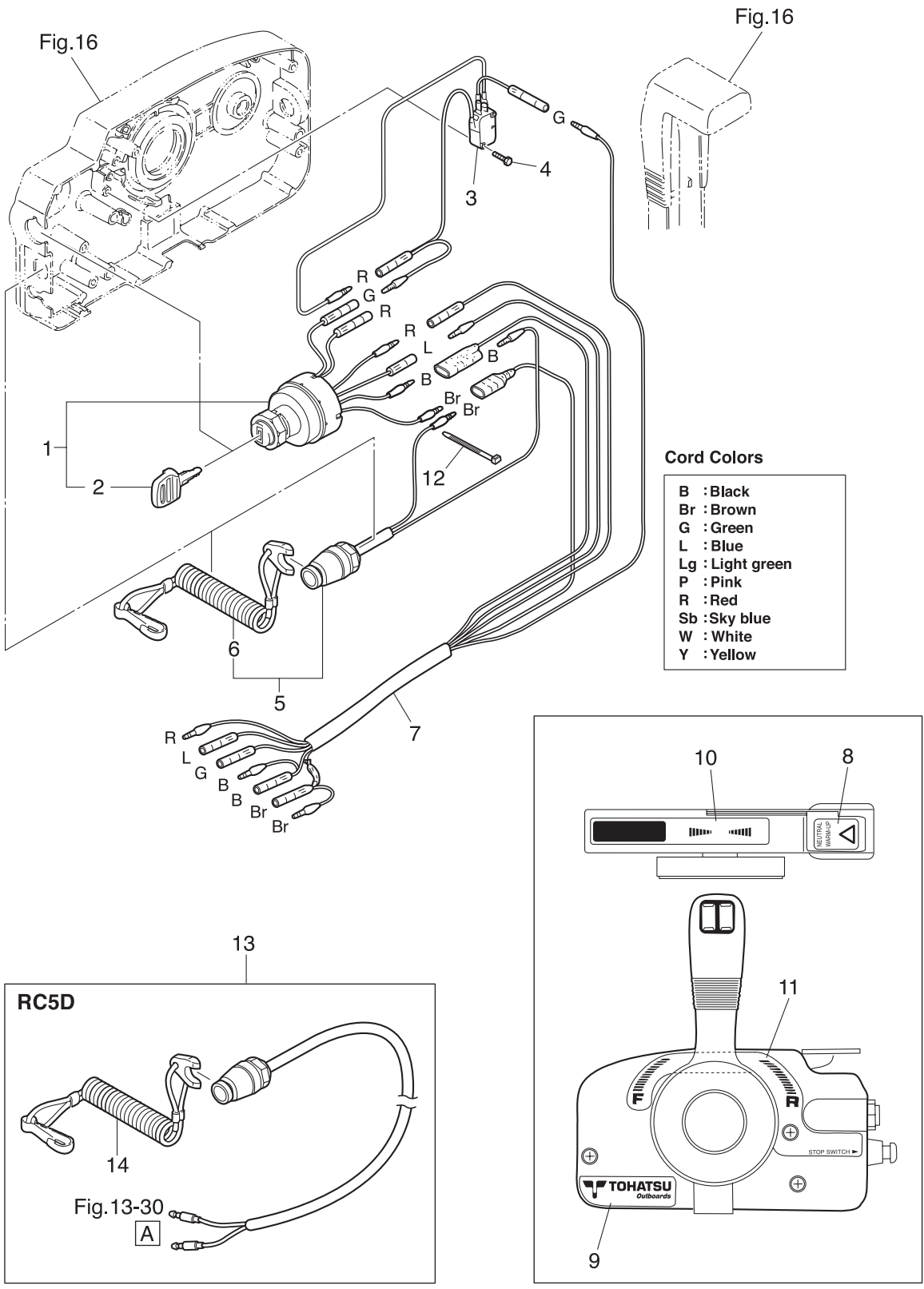
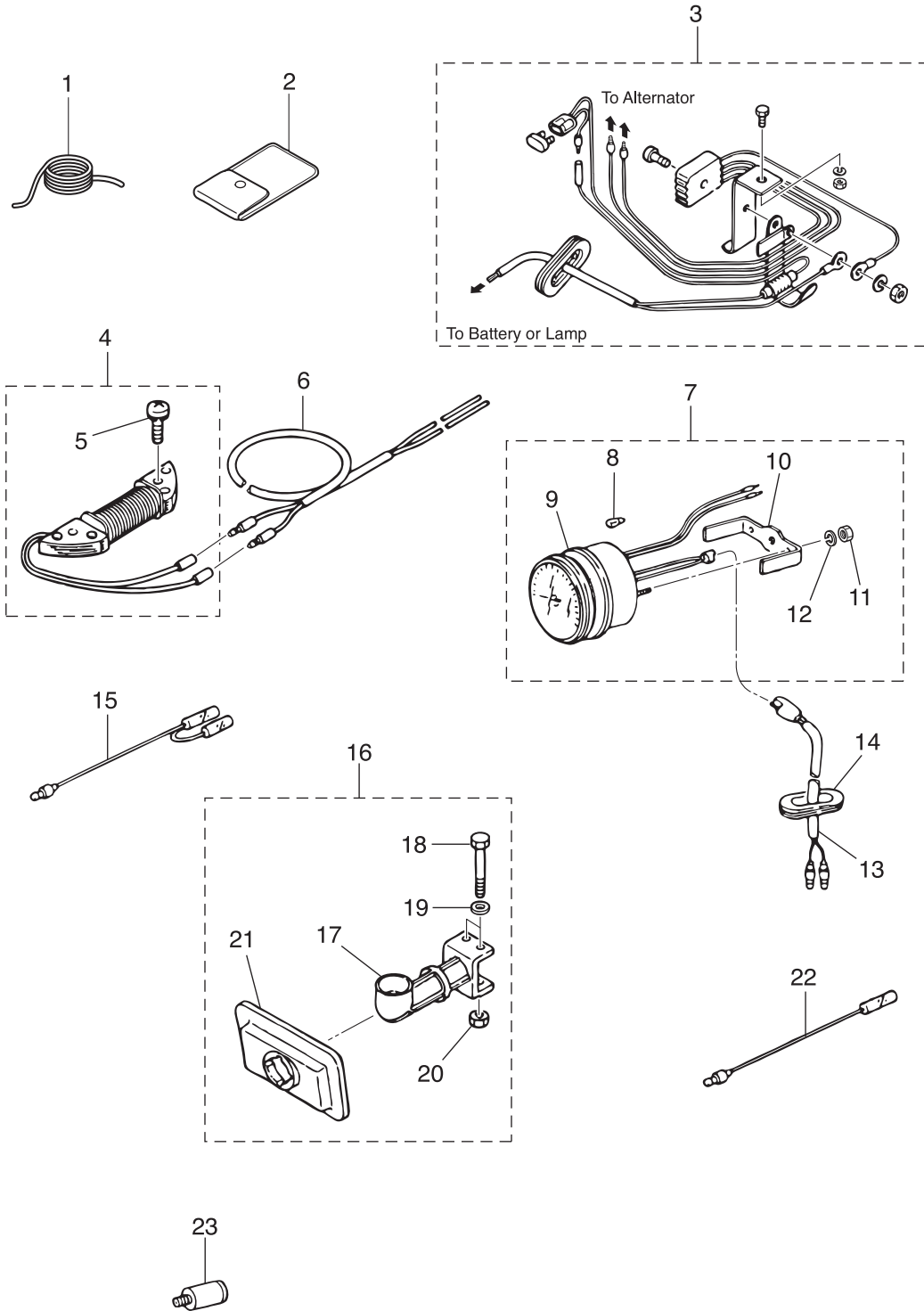




Fig. 18

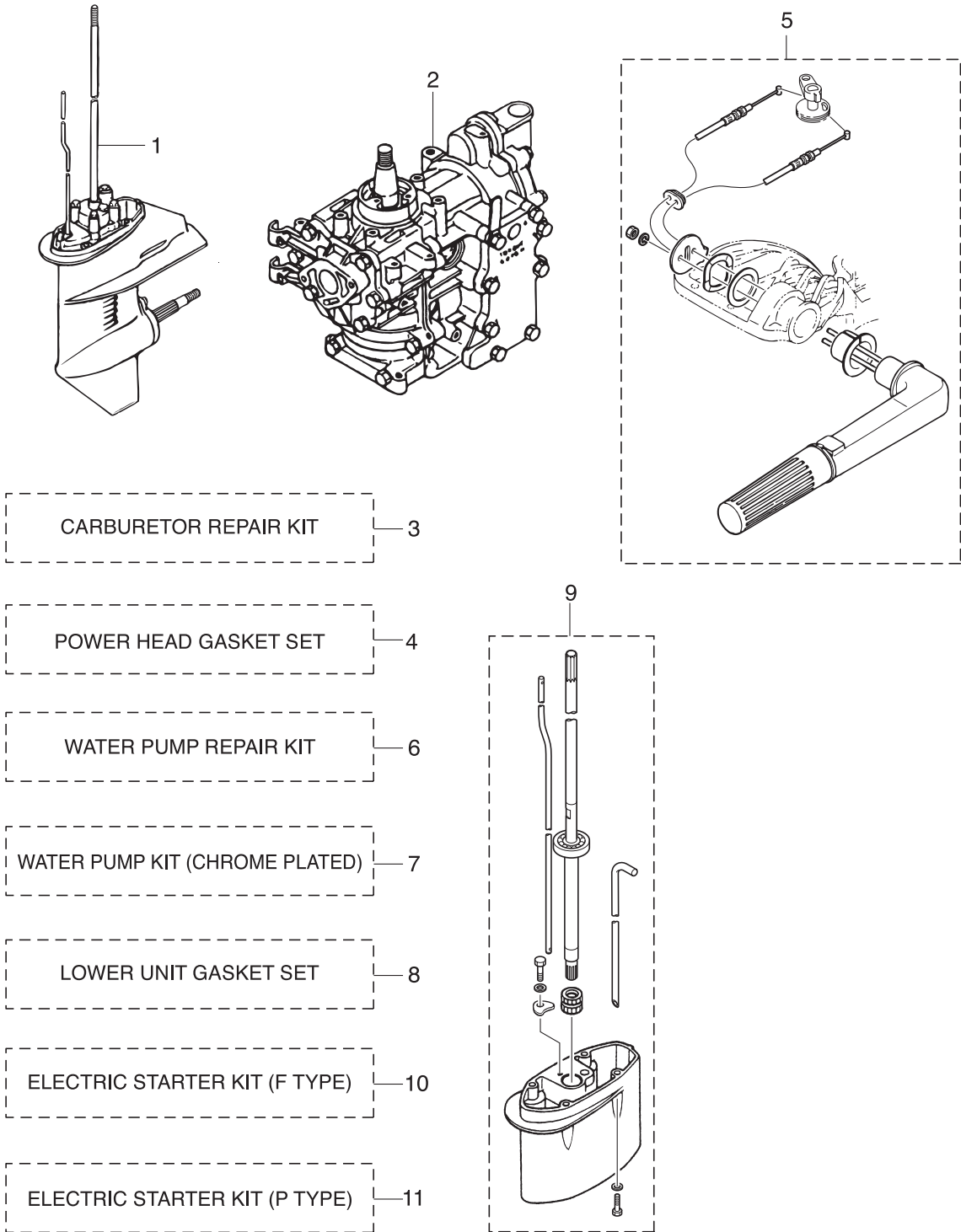
OPTIONAL PARTS (ACCESSORIES)



Ref.No.	Part No.	Description	Q'ty			Remarks
			M/6B	M/8B	M/9,8B	
18-1	312-72201-0	SAFETY ROPE $\phi$ 4-1000	1	1	1	
18-2	369-72100-0	TOOL KIT	1	1	1	
18-3	346-76160-2	RECTIFIER KIT	1	1	1	for MF
18-4	3B2-06128-0	ALTERNATOR KIT	1	1	1	for MF
18-5	921521-6625	* SCREW	2	2	2	
18-6	369-76167-0	EXTENSION CORD (LIGHT) L=2000	1	1	1	for MF
18-7	3B7-72530-2	TACHOMETER ASSY	1	1	1	
18-8	3B7-72659-0	* METER BULB 12V-1.8W	1	1	1	
18-9	3B7-72656-0	* METER DAMPER	1	1	1	
18-10	3B7-72661-0	* FITTING PLATE	1	1	1	
18-11	930103-0500	* NUT	2	2	2	
18-12	941303-0500	* SPRING WASHER	2	2	2	
18-13	361-72539-0	TACHOMETER LEAD WIRE L=6000	1	1	1	
18-14	345-67169-0	GROMMET	1	1	1	
18-15	1 361-72543-0	SEPARATE CORD	1	1	1	Yellow
18-15	2 361-72542-0	SEPARATE CORD	1	1	1	White
18-16	3B2B05180-0	VERTICAL STARTER KIT	1	1	1	
18-17	3B2B05911-0	* VERTICAL STARTER GUIDE	1	1	1	
18-18	9101F4-0654	* BOLT	2	2	2	
18-19	940103-0600	* WASHER	2	2	2	
18-20	930103-0600	* NUT	2	2	2	
18-21	3B2-05912-0	* SEAL	1	1	1	
18-22	1 3B2-76097-0	LEAD WIRE		1	1	Brown for EP
18-22	2 3B2-76098-0	LEAD WIRE		1	1	Black for EP
18-23	336-60007-0	FLUSHING PLUG	1	1	1	

Fig. 19

ASSEMBLY • KIT PARTS

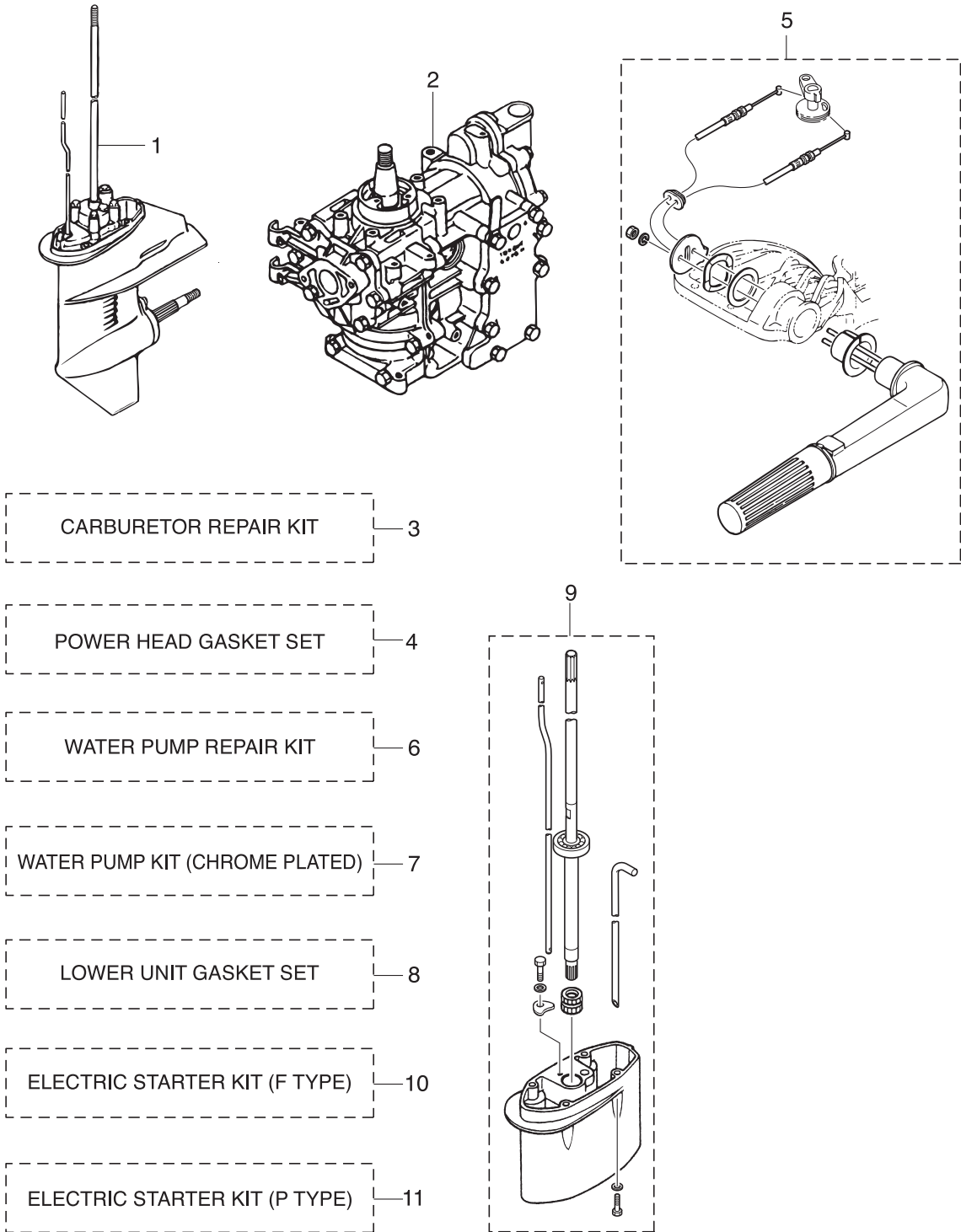




Ref.No.	Part No.	Description	Q'ty			Remarks
			M6B	M8B	M9.8B	
19-1	1	3B2Q87301-7	1	1	1	for Transom "S"
19-1	2	3B2Q87302-7	1	1	1	for Transom "L"
19-1	3	3B2Q87304-7		1	1	for Transom "UL"
19-2	1	3B2B87090-7	1	1		for M8B, M6B
19-2	2	3K9B87090-6			1	for M9.8B
19-3	1	3B2-87122-0	1	1	1	
19-3	2	369-02011-0	1	1	1	
19-3	3	369-03222-0	1	1	1	
19-3	4	369-03293-1	1	1	1	
19-3	5	922503-6414	4	4	4	
19-3	6	369-03231-0	1	1	1	
19-3	7	346-03232-0	1	1	1	
19-3	8	3R3-03239-0	1	1	1	Valve Pin
19-3	9	344-03244-0	1	1	1	
19-3	10	3F3-03234-0	1	1	1	
19-3	11	346-03256-0	1	1	1	
19-3	12	369-03303-0	1	1	1	
19-3	13	369-03306-0	1	1	1	
19-3	14	922553-6423	4	4	4	
19-3	15	369-03302-0	1	1	1	
19-3	16	369-03307-0	1	1	1	
19-3	17	369-03182-0	1	1	1	
19-3	18	369-03183-0	1	1	1	
19-3	19	369-03186-0	2	2	2	
19-4	1	3B2-87121-4	1	1		for M8B, M6B
19-4	2	3K9-87121-4			1	for M9.8B

Fig. 19

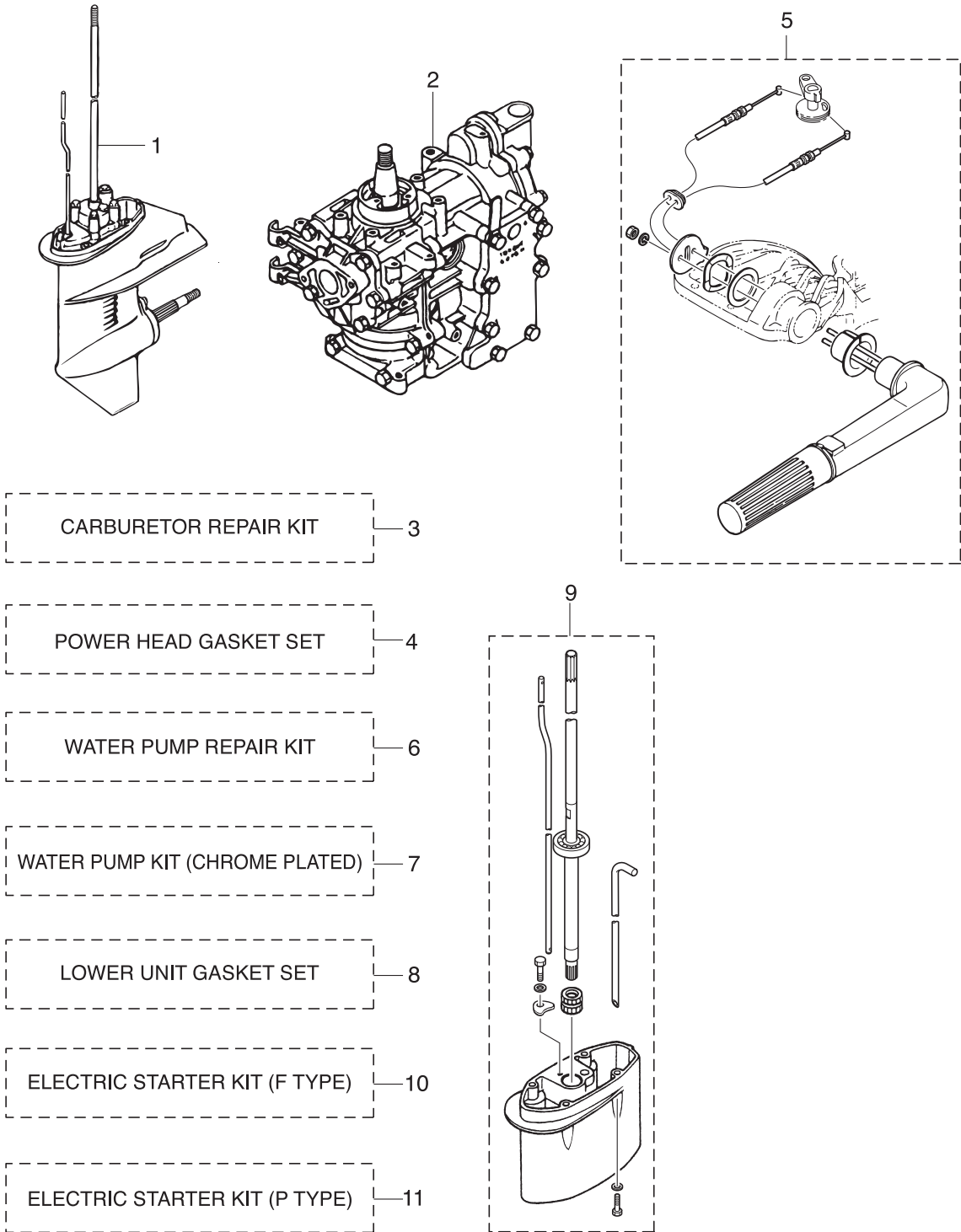
ASSEMBLY • KIT PARTS



Ref.No.	Part No.	Description	Q'ty			Remarks	
			M6B	M8B	M9.8B		
19-4	3	3B2-01005-1	* CYLINDER HEAD GASKET	1	1	1	
19-4	4	3B2-02305-2	* EXHAUST COVER GASKET	2	2		for M8B, M6B
19-4	5	3K9-02305-2	* EXHAUST COVER GASKET			2	for M9.8B
19-4	6	3B2-01214-1	* CRANKCASE HEAD GASKET	1	1	1	
19-4	7	3B2-01215-0	* OIL SEAL 12-28-5	2	2	2	Crankcase Head
19-4	8	3B2-00122-1	* OIL SEAL 20-40-7	1	1	1	Crankshaft (Lower)
19-4	9	3B2-01303-2	* ENGINE BASEMENT GASKET	1	1	1	
19-4	10	101-00121-0	* OIL SEAL 20-35-7	1	1	1	Crankshaft (Upper)
19-4	11	3B2-02104-1	* INTAKE MANIFOLD GASKET	1	1	1	
19-4	12	3B2-02105-1	* INTAKE MANIFOLD GASKET	1	1	1	
19-4	13	369-02011-0	* CARBURETOR GASKET	1	1	1	
19-5	1	3B2Q63000-2	TILLER HANDLE KIT	1	1	1	for EP⇒EF
19-5	2	3B2Q63003-2	* TILLER HANDLE ASSY	1	1	1	
19-5	3	3B2-63621-0	* GROMMET	1	1	1	
19-5	4	345-67117-0	* GROMMET 17-2.7	1	1	1	
19-5	5	353-67162-0	* GROMMET	1	1	1	
19-5	6	3B2-67187-0	* GROMMET	1	1	1	
19-6	1	3B2-87322-2	WATER PUMP REPAIR KIT	1	1	1	
19-6	2	3B2-65021-1	* WATER PUMP IMPELLER	1	1	1	
19-6	3	3B2-65022-0	* KEY $\phi$ 3-11	1	1	1	
19-6	4	3B2-65011-0	* PUMP CASE LINER	1	1	1	
19-6	5	3B2-65025-0	* WATER PUMP GUIDE PLATE	1	1	1	
19-6	6	3B2-65018-2	* PUMP CASE GASKET	1	1	1	
19-6	7	3B2-65029-2	* GUIDE PLATE GASKET	1	1	1	
19-6	8	9161E3-0650	* BOLT	4	4	4	
19-6	9	940103-0600	* WASHER	4	4	4	
19-6	10	3B2-65020-1	* PUMP CASE GASKET (LOWER)	1	1	1	

Fig. 19

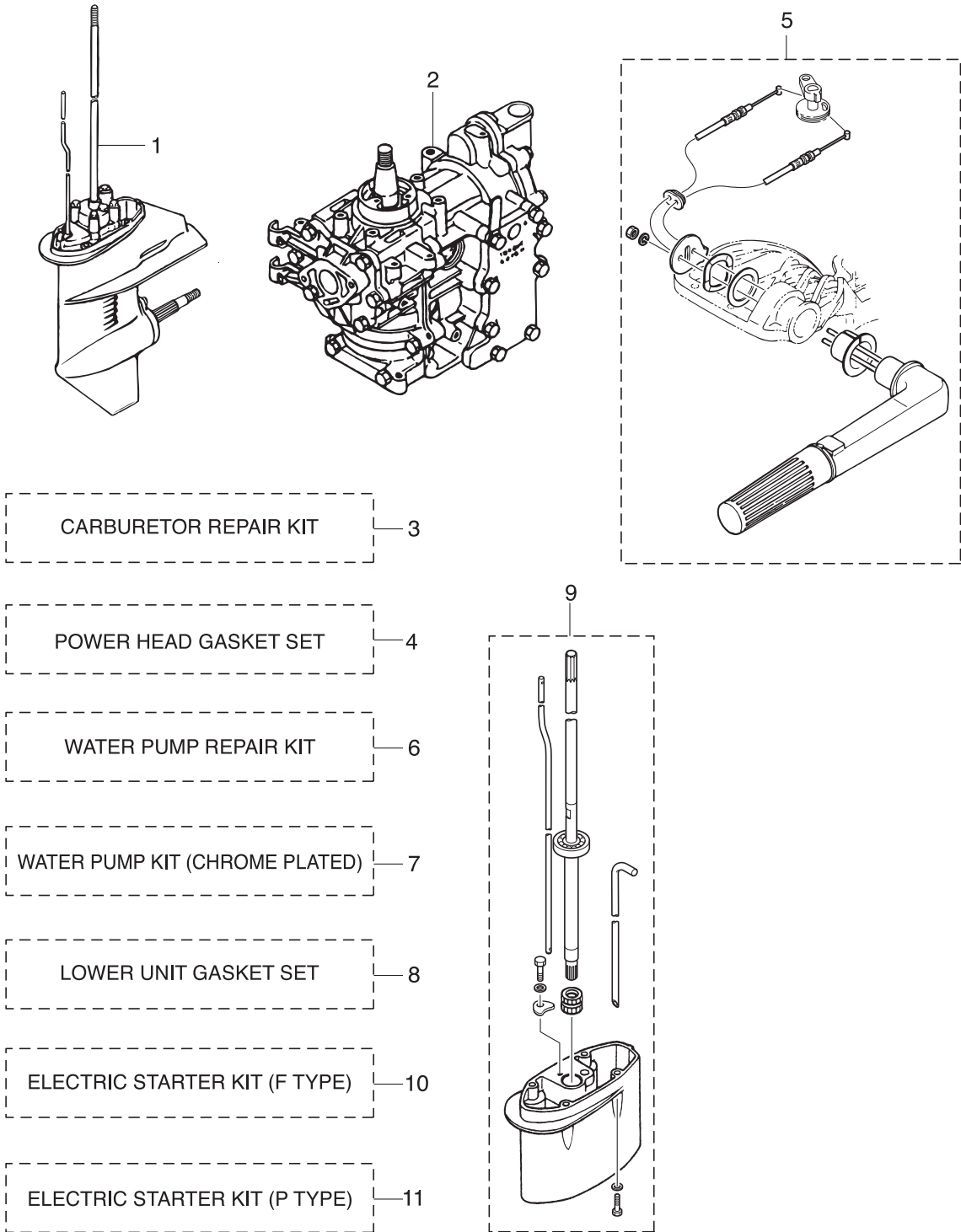
ASSEMBLY • KIT PARTS



Ref.No.	Part No.	Description	Q'ty			Remarks	
			M/6B	M/8B	M/9.8B		
19-7	1	3B2-65231-2	WATER PUMP KIT (CHROME PLATED)	1	1	1	
19-7	2	3B2-65021-1	* WATER PUMP IMPELLER	1	1	1	
19-7	3	3B2-65238-0	* PUMP CASE LINER	1	1	1	Chrome Plated
19-7	4	3B2-65239-0	* WATER PUMP GUIDE PLATE	1	1	1	Chrome Plated
19-7	5	3B2-65018-2	* PUMP CASE GASKET	1	1	1	
19-7	6	3B2-65029-2	* GUIDE PLATE GASKET	1	1	1	
19-8	1	3B2-87321-4	LOWER UNIT GASKET SET	1	1	1	
19-8	2	3B2-61012-2	* DRIVE SHAFT HOUSING GASKET	1	1	1	
19-8	3	332-60006-0	* GASKET 8.1-15-1	3	3	3	
19-8	4	345-65015-0	* O-RING 3.2-47	1	1	1	Propeller Shaft Housing
19-8	5	369-60111-0	* OIL SEAL 15-28-10	1	1	1	Propeller Shaft
19-8	6	3B2-02312-2	* EXHAUST PIPE GASKET	1	1	1	
19-8	7	3B2-65018-2	* PUMP CASE GASKET	1	1	1	
19-8	8	3B2-65029-2	* GUIDE PLATE GASKET	1	1	1	
19-8	9	3B2-65020-1	* PUMP CASE GASKET (LOWER)	1	1	1	
19-8	10	309-60111-0	* OIL SEAL 12-24-8	1	1	1	Pump Case (Lower)
19-8	11	369-66021-1	* O-RING 2.5-4.9	1	1	1	Cam Rod
19-8	12	332-66032-0	* O-RING 2.4-15.4	1	1	1	Cam Rod Bushing
19-9	1	3B2Q87314-3	EXTENSION HOUSING KIT (UL)	1	1	1	for Transom "L"⇒"UL"
19-9	2	3B2Q61110-2	* EXTENSION HOUSING	1	1	1	
19-9	3	9101E3-5635	* BOLT	4	4	4	
19-9	4	3B2-60003-1	* DRIVE SHAFT BUSHING	1	1	1	
19-9	5	3V1-64332-0	* STOPPER	1	1	1	
19-9	6	9101E3-5612	* BOLT	2	2	2	
19-9	7	3B2-64309-1	* DRIVE SHAFT ASSY (UL)	1	1	1	
19-9	8	3B2-65120-0	* WATER PIPE (UL)	1	1	1	
19-9	9	3B2-66014-0	* CAM ROD (UL)	1	1	1	

Fig. 19

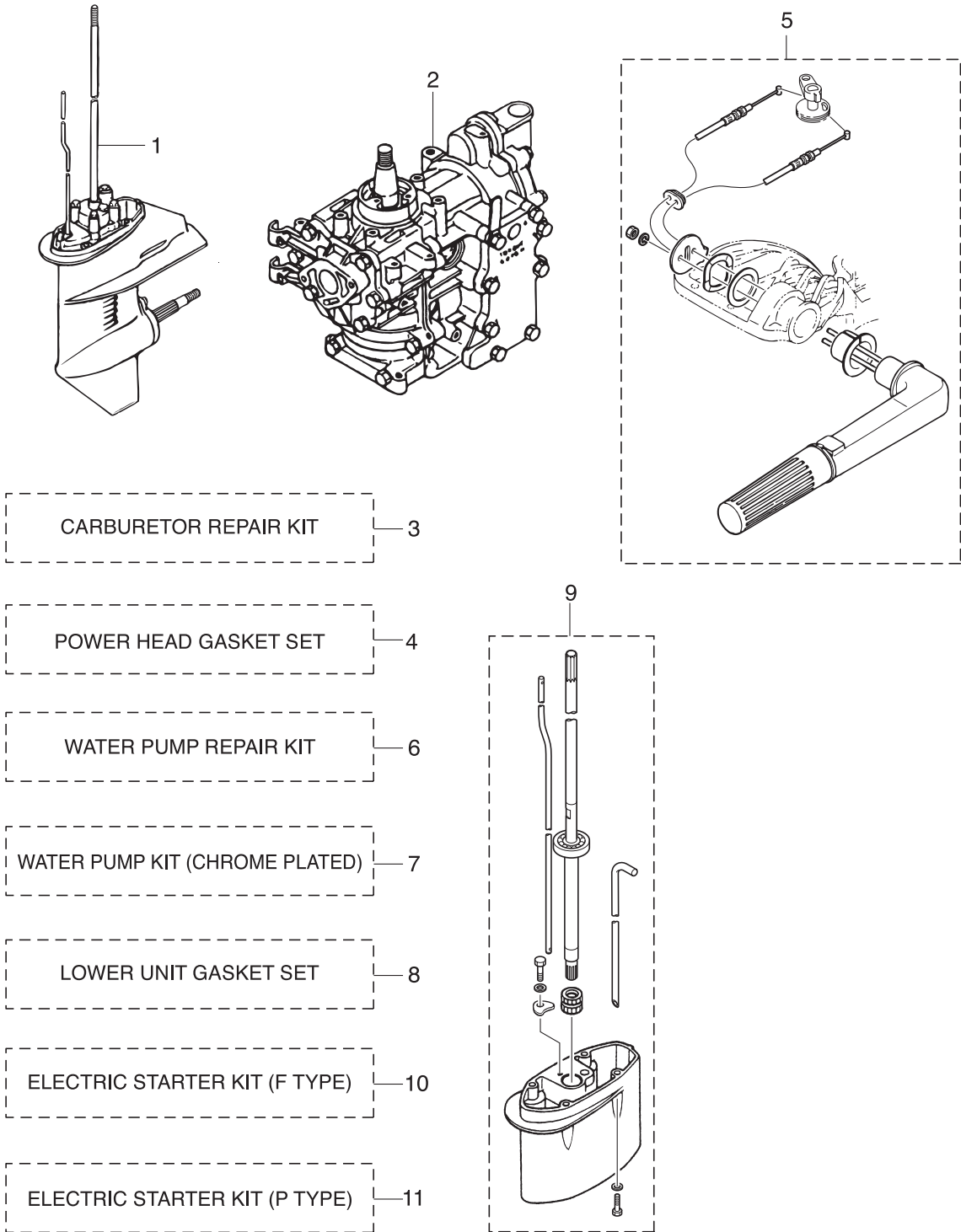
ASSEMBLY • KIT PARTS



Ref.No.	Part No.	Description	Q'ty			Remarks	
			M/6B	M/8B	M/9.8B		
19-10	1	3B2-76400-3	ELECTRIC STARTER KIT (F)	1	1	1	for MF⇒EF
19-10	2	3B2-06194-1	* FLYWHEEL ASSY W/GEAR	1	1	1	
19-10	3	3B2-06123-1	* ALTERNATOR ASSY (80W)	1	1	1	
19-10	4	350-76010-0	* STARTER MOTOR ASSY	1	1	1	
19-10	5	916103-0830	* BOLT	2	2	2	
19-10	6	941303-0800	* SPRING WASHER	4	4	4	
19-10	7	350-76011-0	* STARTER MOTOR BRACKET	1	1	1	
19-10	8	910103-0825	* BOLT	2	2	2	
19-10	9	346-76040-0	* STARTER SOLENOID	1	1	1	
19-10	10	910103-6620	* BOLT	1	1	1	
19-10	11	930103-0600	* NUT	1	1	1	
19-10	12	398-76080-0	* NEUTRAL SWITCH	1	1	1	
19-10	13	398-76083-0	* NEUTRAL SWITCH ACTUATOR	1	1	1	
19-10	14	3B7-63731-0	* WASHER 12.5-24-1	1	1	1	
19-10	15	3B2-76060-0	* RECTIFIER COMPLETE	1	1	1	
19-10	16	921503-0525	* SCREW	1	1	1	
19-10	17	941303-0500	* SPRING WASHER	1	1	1	
19-10	18	930103-0500	* NUT	1	1	1	
19-10	19	398-06972-0	* CLAMP 6.5-67P	1	1	1	
19-10	20	309-06972-0	* CLAMP 6.5-47.5P	1	1	1	
19-10	21	9101F4-0610	* BOLT	1	1	1	
19-10	22	3B2-76120-1	* BATTERY CABLE L=2000	1	1	1	
19-10	23	3B2-76062-0	* FUSE WIRE ASSY L=355	1	1	1	
19-10	24	3B2-76147-2	* STARTER CABLE L=200	1	1	1	
19-10	25	3A3-76145-0	* TERMINAL CAP	2	2	2	
19-10	26	3B7-76145-0	* TERMINAL CAP	1	1	1	
19-10	27	345-06917-1	* CLAMP 9-20U	1	1	1	
19-10	28	3B2-76026-1	* MAIN SWITCH ASSY	1	1	1	

Fig. 19

ASSEMBLY • KIT PARTS

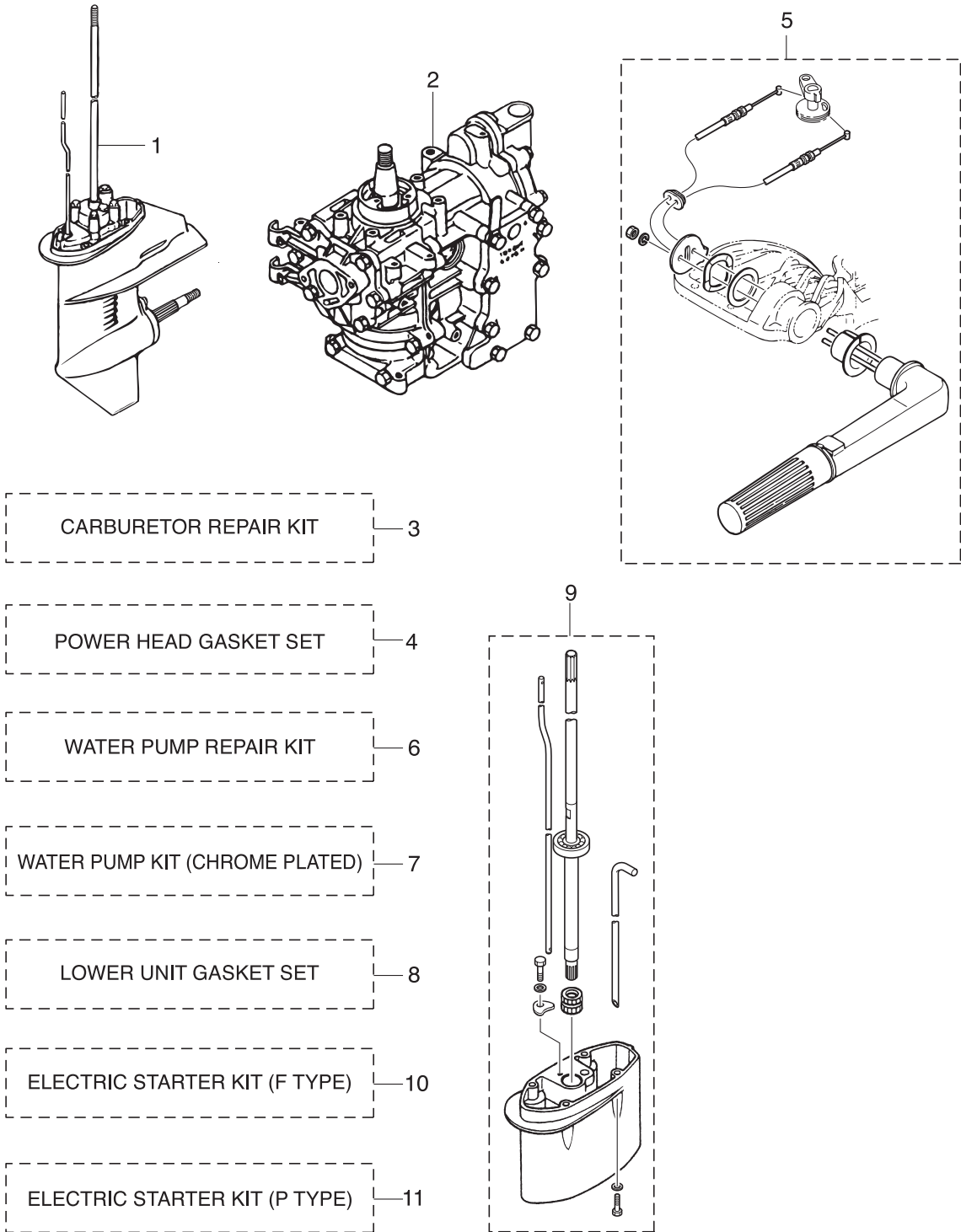




Ref.No.	Part No.	Description	Q'ty			Remarks
			M6B	M8B	M9.8B	
19-11	1	3B2-76100-2		1		M8B for MF⇒EP
19-11	2	3K9-76100-0			1	M9.8B for MF⇒EP
19-11	3	3B2-06194-1		1	1	
19-11	4	3B2-06123-1		1	1	
19-11	5	350-76010-0		1	1	
19-11	6	916103-0830		2	2	
19-11	7	941303-0800		6	6	
19-11	8	350-76011-0		1	1	
19-11	9	910103-0825		2	2	
19-11	10	346-76040-0		1	1	
19-11	11	910103-6620		1	1	
19-11	12	930103-0600		1	1	
19-11	13	3B2-76060-0		1	1	
19-11	14	921503-0525		1	1	
19-11	15	941303-0500		1	1	
19-11	16	930103-0500		1	1	
19-11	17	3B2-76120-1		1	1	
19-11	18	3B2-76062-0		1	1	
19-11	19	3B2-76147-2		1	1	
19-11	20	3A3-76145-0		2	2	
19-11	21	3B7-76145-0		1	1	
19-11	22	309-06972-0		2	2	
19-11	23	9101F4-0610		1	1	
19-11	24	398-06972-0		1	1	
19-11	25	353-84398-0		2	2	
19-11	26	345-67193-0		1	1	
19-11	27	345-06917-1		1	1	
19-11	28	3B2-63624-0		1	1	
19-11	29	345-67117-0		1	1	

Fig. 19

ASSEMBLY • KIT PARTS



Ref.No.	Part No.	Description	Q'ty			Remarks
			M6B	M8B	M9.8B	
19-11	30	3B2-76166-0		1	1	
19-11	31	361-76050-0		1	1	
19-11	32	921503-6408		3	3	
19-11	33	346-76057-0		1	1	
19-11	34	951403-0312		1	1	
19-11	35	3B2-76055-1		1	1	
19-11	36	9215E3-0510		2	2	
19-11	37	3B2-03202-1		1		M8B for MF⇒EP
19-11	38	3K9-03202-0			1	M9.8B for MF⇒EP
19-11	39	3B2-02412-0		1	1	

# INDEX

<A>			
ADJUSTING SCREW	10-10	BOLT	19-11-23
ADVANCER ARM	3-13	BOLT 8-122	9-3
ALTERNATOR ASSY (80W)	6-9	BOTTOM COWL	11-2
ALTERNATOR ASSY (80W)	19-10-3	BRACKET	5-27
ALTERNATOR ASSY (80W)	19-11-4	BRACKET	5-28
ALTERNATOR KIT	18-4	BRUSH HOLDER	6-31
ASSIST CORD COMPLETE	13-28	BUSHING	9-30
ASSIST CORD COMPLETE	19-11-30	BUSHING	9-43
<B>		BUSHING	10-17
BALL BEARING 6004	8-16	BUSHING	12-7
BALL BEARING 6204	2-12	BUSHING	16-4
BALL BEARING 6204	2-13	BUSHING	16-12
BALL BEARING 6204	8-3	BUSHING	16-46
BALL BEARING 6301	8-44	BUSHING 8.4-10-11	10-7
BALL JOINT	6-16	<C>	
BALL JOINT CONNECTOR	3-19	CABLE CLIP ASSY	13-8
BALL JOINT HOLDER	13-4	CABLE JOINT ASSY	13-26
BAND	17-12	CABLE TERMINAL	16-28
BAND 100	13-27	CABLE TERMINAL PLUG	16-3
BAND 100	13-29	CAM ROD (L)	8-47-2
BAND 100	19-11-25	CAM ROD (S)	8-47-1
BATTERY CABLE L=2000	6-48	CAM ROD (UL)	8-47-3
BATTERY CABLE L=2000	19-10-22	CAM ROD (UL)	19-9-9
BATTERY CABLE L=2000	19-11-17	CAM ROD BUSHING	8-48
BEVEL GEAR ASSY (A)	8-18	CARBURETOR ASSY	4-1-1
BEVEL GEAR B	8-19	CARBURETOR ASSY	4-1-2
BEVEL GEAR C	8-20	CARBURETOR ASSY	4-1-4
BOLT	1-6	CARBURETOR ASSY (EP)	4-1-3
BOLT	1-7	CARBURETOR ASSY (EP)	4-1-5
BOLT	1-8	CARBURETOR ASSY (EP)	19-11-37
BOLT	1-10	CARBURETOR ASSY (EP)	19-11-38
BOLT	1-16	CARBURETOR COVER	4-30
BOLT	1-22	CARBURETOR COVER GASKET	4-31
BOLT	1-34	CARBURETOR COVER GASKET	4-32
BOLT	3-10	CARBURETOR COVER GASKET	19-3-17
BOLT	5-8	CARBURETOR COVER GASKET	19-3-18
BOLT	5-25	CARBURETOR GASKET	3-12
BOLT	5-29	CARBURETOR GASKET	19-3-2
BOLT	5-30	CARBURETOR GASKET	19-4-13
BOLT	6-21	CARBURETOR REPAIR KIT	19-3-1
BOLT	6-22	CAUTION DECAL (A)	14-8
BOLT	6-32	CAUTION DECAL (B)	6-19
BOLT	6-37	CD UNIT ASSY	6-17
BOLT	6-38	CHECK VALVE	1-25
BOLT	6-42	CHECK VALVE	4-21
BOLT	7-2	CHOKE ROD	11-1
BOLT	7-7	CHOKE ROD BUSHING	11-8
BOLT	7-10	CHOKE SOLENOID	4-35
BOLT	7-13	CHOKE SOLENOID	19-11-31
BOLT	7-14	CHOKE SOLENOID BRACKET	4-40
BOLT	8-4	CHOKE SOLENOID BRACKET	19-11-35
BOLT	8-9	CHOKE SOLENOID HOOK	4-38
BOLT	8-17	CHOKE SOLENOID HOOK	19-11-33
BOLT	8-37	CLAMP	15-5
BOLT	8-52	CLAMP	15-11
BOLT	9-18	CLAMP 6.5-47.5P	1-12
BOLT	9-37	CLAMP 6.5-47.5P	1-23
BOLT	9-39	CLAMP 6.5-47.5P	3-11
BOLT	9-45	CLAMP 6.5-47.5P	5-31
BOLT	11-18	CLAMP 6.5-47.5P	6-36
BOLT	11-25	CLAMP 6.5-47.5P	19-10-20
BOLT	12-11	CLAMP 6.5-67P	19-11-22
BOLT	13-9	CLAMP 6.5-67P	6-35
BOLT	13-12	CLAMP 6.5-67P	19-10-19
BOLT	13-21	CLAMP 6.5-67P	19-11-24
BOLT	16-14	CLAMP 9-20U	6-40
BOLT	16-32	CLAMP 9-20U	19-10-27
BOLT	18-18	CLAMP 9-20U	19-11-27
BOLT	19-6-8	CLAMP BRACKET (L)	9-2
BOLT	19-9-3	CLAMP BRACKET (R)	9-1
BOLT	19-9-6	CLAMP SCREW	9-48
BOLT	19-10-5	CLAMP SCREW ASSY	9-47
BOLT	19-10-8	CLAMP SCREW HANDLE	9-49
BOLT	19-10-10	CLAMP SCREW KIT	9-46
BOLT	19-10-21	CLAMP SCREW PAD	9-51
BOLT	19-11-6	CLIP	4-8
BOLT	19-11-9	CLIP	19-3-9
BOLT	19-11-11	CLIP $\phi$ 10	11-7
		CLIP $\phi$ 7	1-29
		CLIP $\phi$ 8	1-28
		CLUTCH	8-24
		CLUTCH CAM	8-45
		COIL PLATE ASSY	6-4
		COIL PLATE ASSY W/ALTERNATOR	6-3
		COIL PLATE STOPPER	6-13-1
		COIL PLATE STOPPER	6-13-2
		COLLAR 4-6-21	5-16
		COLLAR 6.1-8-4	5-21
		CONNECTING ROD	2-2
		CONTROL LEVER	16-42
		CORD ASSY	17-7
		COVER HOOK	11-24
		CRANK PIN	2-8
		CRANKCASE HEAD	1-30
		CRANKCASE HEAD GASKET	1-24
		CRANKCASE HEAD GASKET	19-4-6
		CRANKSHAFT A	2-4
		CRANKSHAFT B	2-5
		CRANKSHAFT C	2-6
		CRANKSHAFT D	2-7
		CRANKSHAFT SUB-ASSY	2-1
		CYL BLOCK & CRANKCASE ASSY	1-1-1
		CYL BLOCK & CRANKCASE ASSY	1-1-2
		CYLINDER HEAD ASSY	1-13-1
		CYLINDER HEAD ASSY	1-13-2
		CYLINDER HEAD GASKET	1-15
		CYLINDER HEAD GASKET	19-4-3
		<D>	
		DAMPER (LOWER)	9-33
		DAMPER (UPPER)	9-32
		DECAL (LEVER)	17-8
		DECAL (TOHATSU)	17-9
		DECAL SET (M6B)	14-9-1
		DECAL SET (M8B)	14-9-2
		DECAL SET (M9.8B)	14-9-3
		DETENT RETAINER	16-18
		DETENT ROLLER	16-15
		DETENT SPRING	16-20
		DIAPHRAGM A	4-27
		DIAPHRAGM A	19-3-12
		DIAPHRAGM B	4-28
		DIAPHRAGM B	19-3-13
		DISTANCE PLATE	9-7
		DOWEL PIN 6-12	1-4
		DOWEL PIN 6-16	7-4
		DRAIN SCREW	4-14
		DRIVE GEAR	16-29
		DRIVE SHAFT ASSY (L)	8-43-2
		DRIVE SHAFT ASSY (S)	8-43-1
		DRIVE SHAFT ASSY (UL)	8-43-3
		DRIVE SHAFT ASSY (UL)	19-9-7
		DRIVE SHAFT BUSHING	7-8
		DRIVE SHAFT BUSHING	19-9-4
		DRIVE SHAFT HOUSING (L)	7-1-2
		DRIVE SHAFT HOUSING (S)	7-1-1
		DRIVE SHAFT HOUSING GASKET	7-3
		DRIVE SHAFT HOUSING GASKET	19-8-2
		<E>	
		ELECTRIC STARTER KIT (F)	19-10-1
		ELECTRIC STARTER KIT (P)	19-11-1
		ELECTRIC STARTER KIT (P)	19-11-2
		ENGINE BASEMENT GASKET	1-35
		ENGINE BASEMENT GASKET	19-4-9
		ENGINE SHORT BLOCK KIT	19-2-1
		ENGINE SHORT BLOCK KIT	19-2-2
		E-RING d=10	12-15
		E-RING d=5	9-21
		E-RING d=6	16-26
		EXCITER COIL	6-5
		EXHAUST COVER (INNER)	1-20-1
		EXHAUST COVER (INNER)	1-20-2
		EXHAUST COVER ASSY	1-19
		EXHAUST COVER GASKET	1-21-1
		EXHAUST COVER GASKET	1-21-2
		EXHAUST COVER GASKET	19-4-4
		EXHAUST COVER GASKET	19-4-5
		EXHAUST PIPE	7-11
		EXHAUST PIPE GASKET	7-12

EXHAUST PIPE GASKET.....	19-8-6	GUIDE PLATE GASKET.....	19-8-8	NUT 10-P1.25.....	11-10
EXTENSION CORD (LIGHT) L=2000.....	18-6	<H>		NUT12-P1.25.....	6-25
EXTENSION HOUSING.....	7-6	HOLDER.....	3-15	NYLON NUT 4-P0.7.....	8-12
EXTENSION HOUSING.....	19-9-2	HOLDER.....	6-7	NYLON NUT 6-P1.0.....	14-6
EXTENSION HOUSING KIT (UL).....	19-9-1	HOLDER CAP.....	13-5	NYLON NUT 8-P1.25.....	9-4
<F>		HOOK LEVER.....	11-19	<O>	
FILTER.....	15-17	HOOK LEVER BUSHING.....	11-21	OIL SEAL 12-24-8.....	8-40
FITTING PLATE.....	18-10	HOOK LEVER BUSHING.....	13-17	OIL SEAL 12-24-8.....	19-8-10
FLOAT.....	4-6	HOSE.....	1-26	OIL SEAL 12-28-5.....	1-31
FLOAT.....	19-3-6	HOSE.....	1-27	OIL SEAL 12-28-5.....	19-4-7
FLOAT ARM PIN.....	4-9	HOSE.....	11-4	OIL SEAL 14-20-4.5.....	12-5
FLOAT ARM PIN.....	19-3-7	HOSE.....	15-6	OIL SEAL 15-28-10.....	8-15
FLOAT CHAMBER.....	4-11	HOSE.....	15-7	OIL SEAL 15-28-10.....	19-8-5
FLOAT CHAMBER O-RING.....	4-12	<I>		OIL SEAL 20-35-7.....	2-15
FLOAT CHAMBER O-RING.....	19-3-3	INTAKE MANIFOLD ASSY.....	3-1	OIL SEAL 20-35-7.....	19-4-10
FLOAT VALVE ASSY.....	4-7	INTAKE MANIFOLD GASKET.....	3-2	OIL SEAL 20-40-7.....	1-32
FLOAT VALVE ASSY.....	19-3-8	INTAKE MANIFOLD GASKET.....	3-3	OIL SEAL 20-40-7.....	19-4-8
FLUSHING PLUG.....	18-23	INTAKE MANIFOLD GASKET.....	19-4-11	OIL SEAL 25-47-7.....	2-10
FLYWHEEL ASSY.....	6-1	INTAKE MANIFOLD GASKET.....	19-4-12	O-RING.....	15-16
FLYWHEEL ASSY W/GEAR.....	6-2	INTAKE SILENCER.....	3-5	O-RING 2.4-15.4.....	8-50
FLYWHEEL ASSY W/GEAR.....	19-10-2	INTAKE SILENCER.....	3-6	O-RING 2.4-15.4.....	19-8-12
FLYWHEEL ASSY W/GEAR.....	19-11-3	INTAKE SILENCER.....	19-11-39	O-RING 2.5-4.9.....	8-49
FREE THROTTLE DRUM.....	16-45	<J>		O-RING 2.5-4.9.....	19-8-11
FREE THROTTLE LEVER.....	16-16	JOINT ASSY (INLET).....	15-2	O-RING 3.2-4.7.....	8-14
FREE THROTTLE ROLLER.....	16-22	JOINT ASSY (OUTLET).....	15-3	O-RING 3.2-4.7.....	19-8-4
FREE THROTTLE SPRING.....	16-24	<K>		O-RING 4.25-19.5.....	9-29
FRICTION PIECE.....	9-16	KEY.....	6-24	<P>	
FRICTION PIECE.....	10-9	KEY $\phi$ 3-11.....	8-30	PICK-UP ELBOW ASSY (12L).....	15-14
FRICTION PLATE.....	5-9	KEY $\phi$ 3-11.....	19-6-3	PILOT SCREW.....	4-18
FRICTION SPRING.....	5-7	<L>		PIN 3.5-28.....	8-25
FRICTION SPRING.....	9-17	LEAD WIRE.....	18-22-1	PINION ASSY.....	6-28
FUEL CONNECTOR.....	15-9	LEAD WIRE.....	18-22-2	PISTON.....	2-17-1
FUEL CONNECTOR.....	15-10	LOWER UNIT ASSY (L).....	19-1-2	PISTON (0.5 O/S).....	2-17-2
FUEL CONNECTOR (MALE).....	11-9	LOWER UNIT ASSY (S).....	19-1-1	PISTON PIN.....	2-18
FUEL CONNECTOR MARK.....	15-8	LOWER UNIT ASSY (UL).....	19-1-3	PISTON PIN CLIP.....	2-19
FUEL FILTER ASSY.....	11-3	LOWER UNIT GASKET SET.....	19-8-1	PISTON REPAIR KIT.....	2-16-1
FUEL GAUGE VENT CAP ASSY (12L).....	15-13	<M>		PISTON REPAIR KIT (0.5 O/S).....	2-16-2
FUEL HOSE.....	11-5	MAIN JET (#80).....	4-3-1	PISTON RING.....	2-21-1
FUEL TANK ASSY 12L.....	15-12	MAIN JET (#95).....	4-3-3	PISTON RING (0.5 O/S).....	2-21-2
FUSE 15A.....	6-53	MAIN JET (#98).....	4-3-2	PISTON RING SET.....	2-20-1
FUSE WIRE ASSY L=355.....	6-52	MAIN NOZZLE.....	4-2-1	PISTON RING SET (0.5 O/S).....	2-20-2
FUSE WIRE ASSY L=355.....	19-10-23	MAIN NOZZLE.....	4-2-2	PLATE.....	16-47
FUSE WIRE ASSY L=355.....	19-11-18	MAIN NOZZLE.....	4-2-3	PLUG 8-8.....	8-6
<G>		MAIN SWITCH ASSY.....	11-17	PLUG CAP W/RESISTANCE.....	6-18
GASKET.....	4-15	MAIN SWITCH ASSY.....	17-1	PLUG CAP W/RESISTANCE.....	6-54
GASKET.....	19-3-4	MAIN SWITCH ASSY.....	19-10-28	PLUNGER.....	4-36
GASKET 10.2-16-0.5.....	11-11	MAIN SWITCH KEY No.301.....	17-2-1	POSITIVE BRUSH.....	6-29
GASKET 8.1-15-1.....	8-7	MAIN SWITCH KEY No.302.....	17-2-2	POWER HEAD GASKET SET.....	19-4-1
GASKET 8.1-15-1.....	19-8-3	MAIN SWITCH KEY No.303.....	17-2-3	POWER HEAD GASKET SET.....	19-4-2
GEAR CASE ASSY.....	8-1	METER BULB 12V-1.8W.....	18-8	PRIMER BULB.....	15-4
GREASE FITTING.....	9-15	METER DAMPER.....	18-9	PRIMER BULB ASSY.....	15-1
GRIP.....	10-4	MOUNT BRACKET (L).....	9-36	PROPELLER ASSY (6.5").....	8-55-1
GRIP.....	16-41	MOUNT BRACKET (R).....	9-35	PROPELLER ASSY (7").....	8-55-2
GROMMET.....	7-5	<N>		PROPELLER ASSY (7.5").....	8-55-3
GROMMET.....	8-54	NEGATIVE BRUSH.....	6-30	PROPELLER ASSY (8.5").....	8-55-4
GROMMET.....	11-27	NEUTRAL LOCK ARM.....	16-36	PROPELLER ASSY (9.5").....	8-55-5
GROMMET.....	11-29	NEUTRAL LOCK SPRING.....	16-37	PROPELLER HARDWARE KIT.....	8-56
GROMMET.....	11-30	NEUTRAL SWITCH.....	11-12	PROPELLER NUT.....	8-59
GROMMET.....	13-1	NEUTRAL SWITCH.....	19-10-12	PROPELLER SHAFT.....	8-23
GROMMET.....	16-33	NEUTRAL SWITCH (REMOTE CONT).....	17-3	PROPELLER SHAFT HOUSING ASSY.....	8-13
GROMMET.....	16-48	NEUTRAL SWITCH ACTUATOR.....	11-13	PUMP BODY.....	4-20
GROMMET.....	16-49	NEUTRAL SWITCH ACTUATOR.....	19-10-13	PUMP BODY GASKET.....	4-29
GROMMET.....	16-50	NIPPLE.....	1-2	PUMP BODY GASKET.....	19-3-16
GROMMET.....	16-51	NIPPLE 5.5-5.....	1-3	PUMP CASE (LOWER).....	8-39
GROMMET.....	16-52	NIPPLE 5.5-5.....	1-5	PUMP CASE (UPPER).....	8-31
GROMMET.....	18-14	NUT.....	3-20	PUMP CASE GASKET.....	8-34
GROMMET.....	19-5-3	NUT.....	4-23	PUMP CASE GASKET.....	19-6-6
GROMMET.....	19-5-5	NUT.....	6-15	PUMP CASE GASKET.....	19-7-5
GROMMET.....	19-5-6	NUT.....	6-43	PUMP CASE GASKET.....	19-8-7
GROMMET.....	19-11-28	NUT.....	6-47	PUMP CASE GASKET (LOWER).....	8-41
GROMMET 16-2.5.....	19-11-26	NUT.....	10-12	PUMP CASE GASKET (LOWER).....	19-6-10
GROMMET 17-2.7.....	11-28	NUT.....	10-23	PUMP CASE GASKET (LOWER).....	19-8-9
GROMMET 17-2.7.....	13-2	NUT.....	13-10	PUMP CASE LINER.....	8-32
GROMMET 17-2.7.....	19-5-4	NUT.....	13-13	PUMP CASE LINER.....	19-6-4
GROMMET 17-2.7.....	19-11-29	NUT.....	16-8	PUMP CASE LINER.....	19-7-3
GROMMET 17-3.....	11-31	NUT.....	16-31	PUMP COVER.....	4-24
GROMMET 17-3.....	13-31	NUT.....	18-11	PUMP COVER GASKET.....	4-26
GROMMET 22-2.5.....	11-6	NUT.....	18-20	PUMP COVER GASKET.....	19-3-15
GROUND L=110.....	9-38	NUT.....	19-10-11	PUSH ROD.....	8-27
GROUND L=110.....	9-40	NUT.....	19-10-18	<Q>	
GUIDE PLATE GASKET.....	8-36	NUT.....	19-11-12	QUICK-CONNECTOR (MALE).....	15-15
GUIDE PLATE GASKET.....	19-6-7	NUT.....	19-11-16	<R>	
GUIDE PLATE GASKET.....	19-7-6	NUT 10-32UNF.....	13-24	RATCHET.....	5-6

REAR HOUSING .....	16-34	SEPARATE CORD .....	18-15-2	STOP SWITCH LANYARD ASSY .....	17-14
REAR PANEL .....	16-35	SETTING PLATE .....	6-11	STOPPER .....	7-9
RECOIL STARTER ASSY .....	5-1	SETTING PLATE .....	9-44	STOPPER .....	8-51
RECTIFIER COMPLETE .....	6-44	SHIFT GEAR ASSY .....	16-27	STOPPER .....	19-9-5
RECTIFIER COMPLETE .....	19-10-15	SHIFT LEVER .....	12-4	STUD .....	10-14
RECTIFIER COMPLETE .....	19-11-13	SHIFT LEVER STOPPER .....	12-10	SWIVEL BRACKET .....	9-14
RECTIFIER KIT .....	18-3	SHIFT LEVER STOPPER .....	12-13	<T>	
REED VALVE ASSY .....	3-4	SHIFT POSITION DECAL .....	17-10	TACHOMETER ASSY .....	18-7
REEL .....	5-4	SHIFT POSITION SIDE DECAL .....	17-11	TACHOMETER LEAD WIRE L=6000 .....	18-13
REMOTE CONTROL FITTING ASSY .....	13-3	SHIFT ROD .....	12-1	TERMINAL CAP .....	6-50
REMOTE CONTROL HEAD ASSY (RC5C) .....	16-1	SHIFT ROD JOINT .....	12-2	TERMINAL CAP .....	6-51
REMOTE CONTROL HEAD ASSY (RC5D) .....	16-2	SHIFT ROD LEVER .....	12-8	TERMINAL CAP .....	19-10-25
REMOTE CONTROL STOP CORD ASSY L=3900 .....	13-30-1	SHIM 21-28-0.1 .....	8-22-1	TERMINAL CAP .....	19-10-26
REMOTE CONTROL STOP CORD ASSY L=5900 .....	13-30-2	SHIM 21-28-0.15 .....	8-22-2	TERMINAL CAP .....	19-11-20
RETURN SPRING .....	5-5	SHIM 28-36.8-0.1 .....	8-42-1	TERMINAL CAP .....	19-11-21
REVERSE LOCK .....	9-19	SHIM 28-36.8-0.15 .....	8-42-2	THERMOSTAT .....	1-18
REVERSE LOCK LINK .....	9-23	SHIM 28-36.8-0.3 .....	8-42-3	THROTTLE ARM .....	3-17
REVERSE LOCK LINK JOINT .....	9-25	SHOULDER BOLT .....	9-52	THROTTLE ARM .....	16-25
REVERSE LOCK ROD .....	9-20	SLOW JET (#48) .....	4-4-1	THROTTLE DECAL .....	10-13
REVERSE LOCK SPRING .....	9-22	SLOW JET (#50) .....	4-4-2	THROTTLE DRUM .....	3-14
RIVET 3-22 .....	9-50	SNAP RETAINER d=8 .....	12-9	THROTTLE LEVER .....	13-16
ROD 5-45 .....	3-18	SPACER .....	3-7	THROTTLE LEVER .....	13-20
ROD SNAP 3-B .....	3-23	SPACER .....	16-6	THROTTLE LEVER ROD .....	13-23
ROD SNAP 3-B .....	4-34	SPACER 22-27.5-1 .....	1-33	THROTTLE ROD .....	3-22
ROD SNAP 4-2 .....	5-23	SPACER 6.2-9-27 .....	6-20	THROTTLE SHAFT .....	10-5
ROD SNAP 4-2 .....	12-14	SPARK PLUG (BPR7HS10) .....	1-36	THROTTLE SHAFT DAMPER .....	10-6
ROD SNAP 5-2.5 .....	3-21	SPARK PLUG DECAL (BPR7HS10) .....	11-32	THROTTLE SHAFT SUPPORT .....	10-15
ROD SNAP 5-2.5 .....	9-24	SPLIT PIN .....	9-26	THROTTLE WIRE .....	10-18
ROD SNAP 5-2.5 .....	13-25	SPLIT PIN 3-18 .....	8-60	THRUST HOLDER ASSY .....	8-57
ROLLER .....	16-10	SPRING .....	4-17	THRUST PLATE .....	2-11
ROLLER BEARING 14-18-19 .....	2-14	SPRING .....	4-19	THRUST PLATE .....	16-11
ROLLER BEARING 15-21-16 .....	8-2	SPRING .....	8-26	THRUST PLATE (UPPER) 22-44-2 .....	9-28
ROLLER BEARING 17-23-14 .....	2-3	SPRING .....	13-6	THRUST ROD .....	9-12
ROLLER RETAINER .....	16-23	SPRING PIN 3-10 .....	8-46	THRUST ROD SPRING .....	9-13
ROPE ANCHOR .....	5-12	SPRING PIN 3-10 .....	12-3	TILLER HANDLE .....	10-3
RUBBER CAP .....	4-5	SPRING PIN 3-12 .....	4-39	TILLER HANDLE ASSY .....	10-1
RUBBER CAP .....	19-3-11	SPRING PIN 3-12 .....	19-11-34	TILLER HANDLE ASSY .....	19-5-2
RUBBER MOUNT (LOWER) .....	9-34	SPRING RETAINER .....	8-28	TILLER HANDLE KIT .....	19-5-1
RUBBER MOUNT (UPPER) .....	9-31	SPRING WASHER .....	3-9	TILLER HANDLE SUB-ASSY .....	10-2
<S>		SPRING WASHER .....	5-26	TILT HANDLE .....	14-5
SAFETY ROPE $\phi$ 4-1000 .....	18-1	SPRING WASHER .....	6-33	TILT STOPPER ASSY .....	9-41
SCREW .....	3-16	SPRING WASHER .....	6-39	TILT STOPPER GRIP .....	9-42
SCREW .....	4-10	SPRING WASHER .....	6-46	TILT SWITCH COVER .....	16-40
SCREW .....	4-13	SPRING WASHER .....	10-22	TILT SWITCH PLUG .....	16-43
SCREW .....	4-22	SPRING WASHER .....	13-14	TOOL KIT .....	18-2
SCREW .....	4-25	SPRING WASHER .....	18-12	TOP COWL ASSY .....	14-1
SCREW .....	4-33	SPRING WASHER .....	19-10-6	TOP COWL SEAL L=1700 .....	14-3
SCREW .....	4-37	SPRING WASHER .....	19-10-17	TOP COWL SUB-ASSY .....	14-2
SCREW .....	4-41	SPRING WASHER .....	19-11-7	TRIM TAB .....	8-8
SCREW .....	5-15	SPRING WASHER .....	19-11-15	TWIN REMOTE CONTROL KIT .....	16-53
SCREW .....	5-20	STARTER CABLE L=200 .....	6-49	<V>	
SCREW .....	6-6	STARTER CABLE L=200 .....	19-10-24	VERTICAL STARTER GUIDE .....	18-17
SCREW .....	6-8	STARTER CABLE L=200 .....	19-11-19	VERTICAL STARTER KIT .....	18-16
SCREW .....	6-10	STARTER CASE .....	5-2	<W>	
SCREW .....	6-12	STARTER HANDLE .....	5-11	WASHER .....	1-9
SCREW .....	6-14	STARTER LOCK .....	5-14	WASHER .....	1-11
SCREW .....	6-45	STARTER LOCK ARM .....	12-6	WASHER .....	1-17
SCREW .....	8-11	STARTER LOCK CAM .....	5-18	WASHER .....	6-23
SCREW .....	9-8	STARTER LOCK ROD .....	5-22	WASHER .....	6-26
SCREW .....	9-10	STARTER LOCK SPRING .....	5-17	WASHER .....	8-5
SCREW .....	10-8	STARTER MOTOR ASSY .....	6-27	WASHER .....	8-38
SCREW .....	10-16	STARTER MOTOR ASSY .....	19-10-4	WASHER .....	9-5
SCREW .....	16-5	STARTER MOTOR ASSY .....	19-11-5	WASHER .....	10-11
SCREW .....	16-17	STARTER MOTOR BRACKET .....	6-34	WASHER .....	12-12
SCREW .....	16-19	STARTER MOTOR BRACKET .....	19-10-7	WASHER .....	13-15
SCREW .....	16-21	STARTER MOTOR BRACKET .....	19-11-8	WASHER .....	14-7
SCREW .....	16-39	STARTER PULLEY .....	5-24	WASHER .....	16-7
SCREW .....	17-4	STARTER ROPE $\phi$ 4.5-1620 .....	5-10	WASHER .....	16-9
SCREW .....	18-5	STARTER SEAL .....	14-4	WASHER .....	16-13
SCREW .....	19-3-5	STARTER SOLENOID .....	6-41	WASHER .....	16-38
SCREW .....	19-3-10	STARTER SOLENOID .....	19-10-9	WASHER .....	18-19
SCREW .....	19-3-14	STARTER SOLENOID .....	19-11-10	WASHER .....	19-6-9
SCREW .....	19-3-19	STARTER SPRING SET .....	5-3	WASHER 10.5-28-2 .....	8-58
SCREW .....	19-10-16	STEERING HANDLE STOPPER .....	10-21	WASHER 12.5-24-1 .....	11-14
SCREW .....	19-11-14	STEERING HOOK PLATE .....	13-11	WASHER 12.5-24-1 .....	19-10-14
SCREW .....	19-11-32	STEERING SHAFT ASSY .....	9-27	WASHER 14-22-1 .....	11-22
SCREW .....	19-11-36	STERN BRACKET SPRING .....	9-9	WASHER 15.2-19-1.9 .....	8-21
SEAL .....	18-21	STOP SCREW .....	4-16	WASHER 30-45-1 .....	10-19
SEAL RING 13.8-22-3.7 .....	11-20	STOP SWITCH ASSY .....	11-15	WASHER 4.3-16-1.5 .....	9-11
SEAL RING 13.8-22-3.7 .....	13-18	STOP SWITCH ASSY .....	17-5	WASHER 5.5-14-1.2 .....	13-7
SEALING PLATE .....	5-13	STOP SWITCH ASSY .....	17-13	WASHER 6-16-1.5 .....	3-8
SEALING PLUG .....	2-9	STOP SWITCH LANYARD ASSY .....	11-16	WASHER 6-16-1.5 .....	11-26
SEPARATE CORD .....	18-15-1	STOP SWITCH LANYARD ASSY .....	17-6	WASHER 6-16-1.5 .....	13-22

WASHER 8.5-28-1 .....	9-6
WATER PIPE (L) .....	8-53-2
WATER PIPE (S) .....	8-53-1
WATER PIPE (UL).....	8-53-3
WATER PIPE (UL).....	19-9-8
WATER PIPE SEAL (LOWER).....	8-33
WATER PUMP GUIDE PLATE .....	8-35
WATER PUMP GUIDE PLATE .....	19-6-5
WATER PUMP GUIDE PLATE .....	19-7-4
WATER PUMP IMPELLER .....	8-29
WATER PUMP IMPELLER .....	19-6-2
WATER PUMP IMPELLER .....	19-7-2
WATER PUMP KIT (CHROME PLATED) ..	19-7-1
WATER PUMP REPAIR KIT .....	19-6-1
WATER STRAINER W=17 .....	8-10
WAVE WASHER .....	16-44
WAVE WASHER 30-45-1.2 .....	10-20
WAVE WASHER d=14 .....	11-23
WAVE WASHER d=8 .....	5-19
WAVE WASHERd=14.....	13-19
WELCH PLUG.....	1-14
WIRE COVER.....	16-30

# INDEX (Parts Number)

101-00121-0	2-15	346-76160-2	18-3	369-62147-0	9-11	3A3-84442-0	16-14
101-00121-0	19-4-10	346-76212-0	6-53	369-62439-1	9-44	3A3-84451-0	16-40
301-64217-0	8-25	350-00024-1	2-19	369-64014-0	8-22-1	3A3-84452-0	16-43
307-62116-1	9-6	350-00062-0	2-9	369-64015-0	8-22-2	3AA-60206-0	8-10
309-06972-0	1-12	350-01030-1	1-18	369-64032-0	8-21	3AS-62433-0	9-42
309-06972-0	1-23	350-01093-0	1-14	369-64121-0	8-59	3B2-00001-0	2-17-1
309-06972-0	3-11	350-62121-2	9-12	369-64124-0	8-58	3B2-00004-1	2-17-2
309-06972-0	5-31	350-63012-2	10-4	369-64223-0	8-27	3B2-00011-0	2-21-1
309-06972-0	6-36	350-63046-0	10-7	369-66011-0	8-45	3B2-00014-0	2-21-2
309-06972-0	19-10-20	350-67101-0	12-7	369-66021-1	8-49	3B2-00021-1	2-18
309-06972-0	19-11-22	350-76010-0	6-27	369-66021-1	19-8-11	3B2-00031-0	2-4
309-60111-0	8-40	350-76010-0	19-10-4	369-66031-0	8-48	3B2-00032-0	2-5
309-60111-0	19-8-10	350-76010-0	19-11-5	369-66033-0	8-51	3B2-00033-0	2-6
309-62115-2	9-3	350-76011-0	6-34	369-66043-1	7-5	3B2-00034-0	2-7
312-72201-0	18-1	350-76011-0	19-10-7	369-67104-0	11-8	3B2-00040-0	2-2
331-65014-0	8-33	350-76011-0	19-11-8	369-67105-0	11-21	3B2-00043-0	2-3
332-60005-2	8-6	350-76012-0	6-29	369-67105-0	13-17	3B2-00051-0	2-10
332-60006-0	8-7	350-76013-0	6-30	369-67142-0	11-24	3B2-00061-2	2-8
332-60006-0	19-8-3	350-76014-0	6-31	369-72019-1	10-13	3B2-00069-0	2-1
332-62101-1	9-51	350-76015-0	6-28	369-72026-0	11-32	3B2-00122-1	1-32
332-66032-0	8-50	353-06821-0	11-16	369-72100-0	18-2	3B2-00122-1	19-4-8
332-66032-0	19-8-12	353-06821-0	17-6	369-76167-0	18-6	3B2-01005-1	1-15
332-70201-0	15-11	353-06821-0	17-14	369-83726-0	13-16	3B2-01005-1	19-4-3
332-70261-0	11-10	353-67162-0	11-29	369-83830-2	13-11	3B2-01111-0	7-4
332-83723-0	13-5	353-67162-0	19-5-5	369-84416-0	16-52	3B2-01210-0	1-30
332-83724-0	13-6	353-76020-3	17-1	369-84418-0	16-50	3B2-01214-1	1-24
332-83725-0	13-7	353-84321-0	16-51	369Q67141-1	11-19	3B2-01214-1	19-4-6
332Q62102-1	9-49	353-84371-0	16-7	393-01131-0	1-3	3B2-01215-0	1-31
336-60007-0	18-23	353-84388-0	16-15	393-01131-0	1-5	3B2-01215-0	19-4-7
336-70112-0	11-11	353-84398-0	13-27	393-01137-0	1-2	3B2-01217-0	1-33
338-00042-0	2-14	353-84398-0	13-29	393-01160-0	1-25	3B2-01303-2	1-35
338-00131-0	6-24	353-84398-0	19-11-25	393-62437-1	9-43	3B2-01303-2	19-4-9
338-01133-0	1-29	356-03268-0	4-19	398-06830-0	11-15	3B2-02100-0	3-4
338-02215-0	11-7	361-72539-0	18-13	398-06830-0	17-13	3B2-02104-1	3-2
338-05216-0	5-17	361-72542-0	18-15-2	398-06972-0	6-35	3B2-02104-1	19-4-11
338-05252-0	5-14	361-72543-0	18-15-1	398-06972-0	19-10-19	3B2-02105-1	3-3
338-05255-0	5-16	361-76050-0	4-35	398-06972-0	19-11-24	3B2-02105-1	19-4-12
338-67147-0	11-20	361-76050-0	19-11-31	398-76080-0	11-12	3B2-02212-0	11-5
338-67147-0	13-18	361-76073-0	4-36	398-76080-0	19-10-12	3B2-02305-2	1-21-1
344-03244-0	4-8	361-76110-1	17-7	398-76083-0	11-13	3B2-02305-2	19-4-4
344-03244-0	19-3-9	361-84414-0	16-48	398-76083-0	19-10-13	3B2-02311-0	7-11
344-67177-1	9-15	361-84415-0	16-49	3A1-83710-1	13-26	3B2-02312-2	7-12
345-01111-0	1-4	369-00115-0	2-11	3A1-83722-0	13-4	3B2-02312-2	19-8-6
345-05224-0	3-21	369-00132-0	6-25	3A3-06830-0	17-5	3B2-02411-0	3-5
345-05224-0	9-24	369-02011-0	3-12	3A3-62396-1	9-38	3B2-02412-0	3-6
345-05224-0	13-25	369-02011-0	19-3-2	3A3-62396-1	9-40	3B2-02412-0	19-11-39
345-06917-1	6-40	369-02011-0	19-4-13	3A3-76037-0	16-3	3B2-02416-0	3-7
345-06917-1	19-10-27	369-02230-0	11-3	3A3-76086-1	17-3	3B2-03200-1	4-1-2
345-06917-1	19-11-27	369-03181-0	4-30	3A3-76145-0	6-50	3B2-03202-1	4-1-3
345-62441-0	9-16	369-03182-0	4-31	3A3-76145-0	19-10-25	3B2-03202-1	19-11-37
345-63048-0	10-6	369-03182-0	19-3-17	3A3-76145-0	19-11-20	3B2-03221-0	4-11
345-65015-0	8-14	369-03183-0	4-32	3A3-81301-0	16-53	3B2-03251-0	4-3-2
345-65015-0	19-8-4	369-03183-0	19-3-18	3A3-83314-2	16-28	3B2-03252-0	4-2-2
345-66226-0	11-31	369-03186-0	4-33	3A3-84307-0	16-20	3B2-03254-0	4-4-1
345-66226-0	13-31	369-03186-0	19-3-19	3A3-84364-2	16-29	3B2-05000-1	5-1
345-67117-0	11-28	369-03222-0	4-12	3A3-84365-1	16-25	3B2-05003-1	5-6
345-67117-0	13-2	369-03222-0	19-3-3	3A3-84368-0	16-44	3B2-05006-1	5-9
345-67117-0	19-5-4	369-03231-0	4-6	3A3-84374-0	16-6	3B2-05010-1	5-3
345-67117-0	19-11-29	369-03231-0	19-3-6	3A3-84375-0	16-5	3B2-05013-0	5-10
345-67169-0	18-14	369-03292-0	4-14	3A3-84376-0	16-33	3B2-05019-0	5-11
345-67193-0	19-11-26	369-03293-1	4-15	3A3-84381-0	16-27	3B2-05104-0	5-4
345-76023-0	11-6	369-03293-1	19-3-4	3A3-84383-0	16-9	3B2-05105-0	5-2
346-03232-0	4-9	369-03301-0	4-24	3A3-84391-0	16-45	3B2-05116-0	5-13
346-03232-0	19-3-7	369-03302-0	4-26	3A3-84398-0	17-12	3B2-05131-1	5-12
346-03256-0	4-5	369-03302-0	19-3-15	3A3-84401-0	16-36	3B2-05138-1	5-8
346-03256-0	19-3-11	369-03303-0	4-27	3A3-84403-0	16-37	3B2-05211-1	12-6
346-03265-0	4-16	369-03303-0	19-3-12	3A3-84404-0	16-41	3B2-05217-1	5-22
346-03266-0	4-18	369-03304-0	4-20	3A3-84406-0	16-47	3B2-05233-1	6-13-1
346-03267-0	4-17	369-03305-0	4-21	3A3-84407-0	16-38	3B2-05253-0	5-18
346-05228-1	6-16	369-03306-0	4-28	3A3-84421-0	16-10	3B2-05901-1	5-24
346-06999-0	6-18	369-03306-0	19-3-13	3A3-84422-0	16-11	3B2-05912-0	18-21
346-62421-1	9-17	369-03307-0	4-29	3A3-84423-0	16-18	3B2-06101-0	6-1
346-67196-1	3-23	369-03307-0	19-3-16	3A3-84424-0	16-22	3B2-06102-2	6-4
346-67196-1	4-34	369-05007-0	5-7	3A3-84425-0	16-24	3B2-06103-3	6-3
346-76040-0	6-41	369-05012-0	5-5	3A3-84426-0	16-23	3B2-06120-0	6-5
346-76040-0	19-10-9	369-60111-0	8-15	3A3-84429-0	16-30	3B2-06123-1	6-9
346-76040-0	19-11-10	369-60111-0	19-8-5	3A3-84431-0	16-12	3B2-06123-1	19-10-3
346-76057-0	4-38	369-62122-2	9-13	3A3-84432-0	16-4	3B2-06123-1	19-11-4
346-76057-0	19-11-33	369-62146-1	9-9	3A3-84435-0	16-46	3B2-06128-0	18-4



3B2-06135-0	6-7	3B2-66013-0	8-47-2	3B2Q63011-1	10-3	3N5-84336-0	17-10
3B2-06162-0	6-20	3B2-66014-0	8-47-3	3B2Q67100-1	11-2	3N5-84465-0	17-11
3B2-06170-0	6-17	3B2-66014-0	19-9-9	3B2Q67521-1	14-5	3R3-03239-0	4-7
3B2-06194-1	6-2	3B2-66110-0	12-4	3B2Q67640-1	14-2	3R3-03239-0	19-3-8
3B2-06194-1	19-10-2	3B2-66211-0	12-1	3B2Q67645-6	14-1	3T5-01133-0	1-28
3B2-06194-1	19-11-3	3B2-66225-0	12-8	3B2Q87301-7	19-1-1	3V1-60217-0	8-8
3B2-60003-1	7-8	3B2-66241-0	12-2	3B2Q87302-7	19-1-2	3V1-62106-0	9-48
3B2-60003-1	19-9-4	3B2-66302-0	9-25	3B2Q87304-7	19-1-3	3V1-62431-1	9-41
3B2-60211-0	8-2	3B2-66305-0	9-23	3B2Q87314-3	19-9-1	3V1-64211-1	8-23
3B2-61012-2	7-3	3B2-66315-0	9-22	3B7-05243-0	3-19	3V1-64221-0	8-26
3B2-61012-2	19-8-2	3B2-66321-1	9-20	3B7-63731-0	11-14	3V1-64332-0	7-9
3B2-61301-0	9-31	3B2-66322-1	9-19	3B7-63731-0	19-10-14	3V1-64332-0	19-9-5
3B2-61302-0	9-34	3B2-67151-0	11-1	3B7-70200-4	15-1	3V1-65017-0	8-39
3B2-61336-0	9-33	3B2-67187-0	11-30	3B7-70280-1	15-8	3V1-87326-1	8-56
3B2-61337-0	9-32	3B2-67187-0	19-5-6	3B7-72530-2	18-7	3V1Q62105-0	9-46
3B2-62118-0	9-7	3B2-67501-1	14-3	3B7-72656-0	18-9	3V1Q62108-0	9-47
3B2-62415-0	9-29	3B2-67503-0	14-4	3B7-72659-0	18-8	3V1Q62112-1	9-1
3B2-62417-0	9-30	3B2-70050-1	15-13	3B7-72661-0	18-10	3V1Q62113-1	9-2
3B2-62422-0	9-28	3B2-70155-0	15-14	3B7-76145-0	6-51	910103-0525	16-32
3B2-63034-0	10-10	3B2-70167-1	15-12	3B7-76145-0	19-10-26	910103-0825	6-38
3B2-63035-1	10-9	3B2-70260-1	11-9	3B7-76145-0	19-11-21	910103-0825	19-10-8
3B2-63041-0	10-5	3B2-76026-1	11-17	3B7Q84312-0	16-16	910103-0825	19-11-9
3B2-63063-0	10-15	3B2-76026-1	19-10-28	3B7Q84343-0	16-42	910103-5618	7-13
3B2-63102-0	10-17	3B2-76055-1	4-40	3B7Q84350-3	16-1	910103-5620	8-9
3B2-63103-0	10-21	3B2-76055-1	19-11-35	3B7Q84360-1	16-2	910103-5625	8-52
3B2-63104-1	10-14	3B2-76060-0	6-44	3B7Q84366-0	16-35	910103-5830	13-12
3B2-63108-0	10-19	3B2-76060-0	19-10-15	3B7Q84441-0	16-34	910103-6612	11-25
3B2-63109-0	10-20	3B2-76060-0	19-11-13	3C7-06921-0	6-54	910103-6612	13-21
3B2-63506-1	3-15	3B2-76062-0	6-52	3C7-70113-0	15-17	910103-6616	13-9
3B2-63600-1	10-18	3B2-76062-0	19-10-23	3C7-70199-0	15-16	910103-6620	1-34
3B2-63611-0	3-14	3B2-76062-0	19-11-18	3C7-70211-1	15-4	910103-6620	6-42
3B2-63621-0	11-27	3B2-76097-0	18-22-1	3C7-70217-0	15-5	910103-6620	19-10-10
3B2-63621-0	19-5-3	3B2-76098-0	18-22-2	3C7-70220-1	15-2	910103-6620	19-11-11
3B2-63624-0	13-1	3B2-76100-2	19-11-1	3C7-70224-1	15-3	910121-6612	5-30
3B2-63624-0	19-11-28	3B2-76120-1	6-48	3C7-72180-3	14-8	910121-6623	5-29
3B2-63711-0	3-13	3B2-76120-1	19-10-22	3C8-62104-2	9-50	910124-0880	1-10
3B2-63715-2	3-18	3B2-76120-1	19-11-17	3C8-62107-0	9-52	9101E3-0830	9-18
3B2-63716-1	3-22	3B2-76147-2	6-49	3C8-66112-0	12-10	9101E3-5612	7-10
3B2-63724-0	6-11	3B2-76147-2	19-10-24	3C8-66116-0	12-13	9101E3-5612	7-14
3B2-63751-0	3-17	3B2-76147-2	19-11-19	3C8-66308-0	3-8	9101E3-5612	9-39
3B2-64010-0	8-18	3B2-76166-0	13-28	3C8-66308-0	11-26	9101E3-5612	9-45
3B2-64020-0	8-19	3B2-76166-0	19-11-30	3C8-66308-0	13-22	9101E3-5612	19-9-6
3B2-64030-0	8-20	3B2-76400-3	19-10-1	3C8-67146-0	11-22	9101E3-5620	8-17
3B2-64081-0	8-42-1	3B2-83820-0	13-8	3C8-72181-0	6-19	9101E3-5620	11-18
3B2-64082-0	8-42-2	3B2-83857-0	13-30-1	3E0-70270-0	15-15	9101E3-5635	7-2
3B2-64083-0	8-42-3	3B2-83863-0	13-23	3F3-03234-0	4-10	9101E3-5635	7-7
3B2-64215-0	8-24	3B2-83865-0	13-24	3F3-03234-0	19-3-10	9101E3-5635	19-9-3
3B2-64222-0	8-28	3B2-83880-3	13-3	3F3-76217-0	17-2-1	9101E3-5640	9-37
3B2-64230-2	8-57	3B2-83887-1	13-20	3F3-76218-0	17-2-2	9101F4-0610	6-37
3B2-64306-1	8-43-1	3B2-87121-4	19-4-1	3F3-76219-0	17-2-3	9101F4-0610	12-11
3B2-64307-1	8-43-2	3B2-87122-0	19-3-1	3G0-03200-0	4-1-1	9101F4-0610	19-10-21
3B2-64309-1	8-43-3	3B2-87130-0	2-16-1	3G0-03251-0	4-3-1	9101F4-0610	19-11-23
3B2-64309-1	19-9-7	3B2-87131-0	2-16-2	3G0-03252-0	4-2-1	9101F4-0620	5-25
3B2-65011-0	8-32	3B2-87321-4	19-8-1	3G0-87123-0	2-20-1	9101F4-0620	6-21
3B2-65011-0	19-6-4	3B2-87322-2	19-6-1	3G0-87124-0	2-20-2	9101F4-0625	1-22
3B2-65016-0	8-31	3B2-87801-2	14-9-2	3G0-87801-2	14-9-1	9101F4-0645	6-22
3B2-65018-2	8-34	3B2B01001-1	1-13-1	3GF-70250-0	15-10	9101F4-0654	18-18
3B2-65018-2	19-6-6	3B2B01100-2	1-1-1	3GF-70281-0	15-9	916103-0830	6-32
3B2-65018-2	19-7-5	3B2B02010-0	3-1	3K9-02305-2	1-21-2	916103-0830	19-10-5
3B2-65018-2	19-8-7	3B2B02300-0	1-19	3K9-02305-2	19-4-5	916103-0830	19-11-6
3B2-65020-1	8-41	3B2B02302-0	1-20-1	3K9-03200-0	4-1-4	916129-0630	1-8
3B2-65020-1	19-6-10	3B2B05101-0	5-27	3K9-03202-0	4-1-5	916129-0650	1-7
3B2-65020-1	19-8-9	3B2B05102-0	5-28	3K9-03202-0	19-11-38	916129-0675	1-6
3B2-65021-1	8-29	3B2B05180-0	18-16	3K9-03251-0	4-3-3	9161E3-0635	8-4
3B2-65021-1	19-6-2	3B2B05911-0	18-17	3K9-03252-0	4-2-3	9161E3-0650	8-37
3B2-65021-1	19-7-2	3B2B64513-1	8-55-1	3K9-03254-0	4-4-2	9161E3-0650	19-6-8
3B2-65022-0	8-30	3B2B64514-1	8-55-2	3K9-05223-0	5-23	9161F1-0685	3-10
3B2-65022-0	19-6-3	3B2B64515-1	8-55-3	3K9-05223-0	12-14	9161F9-0630	1-16
3B2-65025-0	8-35	3B2B64517-1	8-55-4	3K9-05233-0	6-13-2	920803-0518	10-8
3B2-65025-0	19-6-5	3B2B64519-1	8-55-5	3K9-66137-0	12-5	921503-0315	17-4
3B2-65029-2	8-36	3B2B87090-7	19-2-1	3K9-76100-0	19-11-2	921503-0406	16-17
3B2-65029-2	19-6-7	3B2Q60000-2	8-1	3K9-83857-0	13-30-2	921503-0430	8-11
3B2-65029-2	19-7-6	3B2Q60100-1	8-13	3K9-87121-4	19-4-2	921503-0510	16-39
3B2-65029-2	19-8-8	3B2Q61110-2	7-6	3K9-87801-1	14-9-3	921503-0525	6-45
3B2-65100-0	8-53-1	3B2Q61110-2	19-9-2	3K9B01001-0	1-13-2	921503-0525	19-10-16
3B2-65100-0	8-53-2	3B2Q61191-1	7-1-1	3K9B01100-1	1-1-2	921503-0525	19-11-14
3B2-65120-0	8-53-3	3B2Q61192-1	7-1-2	3K9B02302-0	1-20-2	921503-5430	5-15
3B2-65120-0	19-9-8	3B2Q62010-0	9-27	3K9B87090-6	19-2-2	921503-6408	4-37
3B2-65195-0	8-54	3B2Q62310-0	9-14	3K9Q61401-0	9-35	921503-6408	19-11-32
3B2-65231-2	19-7-1	3B2Q63000-2	19-5-1	3K9Q61402-0	9-36	921503-6510	6-14
3B2-65238-0	19-7-3	3B2Q63003-2	10-1	3M2-05215-0	5-21	921503-7616	5-20
3B2-65239-0	19-7-4	3B2Q63003-2	19-5-2	3N5-84331-0	17-8	921521-6406	6-8
3B2-66012-0	8-47-1	3B2Q63005-2	10-2	3N5-84333-0	17-9	921521-6520	3-16

921521-6625 . . . . .	6-6	98AB-701600 . . . . .	15-7
921521-6625 . . . . .	6-10	98AB-70-700 . . . . .	15-6
921521-6625 . . . . .	18-5	98AL-40-120 . . . . .	1-26
921522-0306 . . . . .	4-22	98AL-40-230 . . . . .	1-27
9215E3-0510 . . . . .	4-41		
9215E3-0510 . . . . .	19-11-36		
9215E3-0612 . . . . .	10-16		
921603-0512 . . . . .	16-21		
921603-0518 . . . . .	16-19		
921621-0612 . . . . .	6-12		
9216E3-0612 . . . . .	9-8		
921703-0406 . . . . .	9-10		
922503-6414 . . . . .	4-13		
922503-6414 . . . . .	19-3-5		
922553-6423 . . . . .	4-25		
922553-6423 . . . . .	19-3-14		
930103-0500 . . . . .	3-20		
930103-0500 . . . . .	6-47		
930103-0500 . . . . .	16-31		
930103-0500 . . . . .	18-11		
930103-0500 . . . . .	19-10-18		
930103-0500 . . . . .	19-11-16		
930103-0600 . . . . .	6-15		
930103-0600 . . . . .	6-43		
930103-0600 . . . . .	10-12		
930103-0600 . . . . .	10-23		
930103-0600 . . . . .	13-10		
930103-0600 . . . . .	16-8		
930103-0600 . . . . .	18-20		
930103-0600 . . . . .	19-10-11		
930103-0600 . . . . .	19-11-12		
930103-0800 . . . . .	13-13		
930121-0300 . . . . .	4-23		
930403-0400 . . . . .	8-12		
930403-0600 . . . . .	14-6		
930403-0800 . . . . .	9-4		
940103-0600 . . . . .	6-23		
940103-0600 . . . . .	8-38		
940103-0600 . . . . .	10-11		
940103-0600 . . . . .	12-12		
940103-0600 . . . . .	14-7		
940103-0600 . . . . .	18-19		
940103-0600 . . . . .	19-6-9		
940103-0800 . . . . .	13-15		
940103-0800 . . . . .	16-13		
940121-0600 . . . . .	1-9		
940121-0600 . . . . .	1-17		
940121-0800 . . . . .	1-11		
940121-1200 . . . . .	6-26		
9401E3-0600 . . . . .	8-5		
9401E3-0800 . . . . .	9-5		
941303-0500 . . . . .	6-46		
941303-0500 . . . . .	18-12		
941303-0500 . . . . .	19-10-17		
941303-0500 . . . . .	19-11-15		
941303-0600 . . . . .	3-9		
941303-0600 . . . . .	5-26		
941303-0600 . . . . .	10-22		
941303-0800 . . . . .	6-33		
941303-0800 . . . . .	6-39		
941303-0800 . . . . .	13-14		
941303-0800 . . . . .	19-10-6		
941303-0800 . . . . .	19-11-7		
941403-0800 . . . . .	5-19		
941403-1400 . . . . .	11-23		
941403-1400 . . . . .	13-19		
945303-0500 . . . . .	9-21		
945303-0600 . . . . .	16-26		
945303-1000 . . . . .	12-15		
951403-0310 . . . . .	8-46		
951403-0310 . . . . .	12-3		
951403-0312 . . . . .	4-39		
951403-0312 . . . . .	19-11-34		
951503-0214 . . . . .	9-26		
951503-0318 . . . . .	8-60		
951703-0800 . . . . .	12-9		
9601-0-6004 . . . . .	8-16		
9601-0-6204 . . . . .	8-3		
9601-0-6301 . . . . .	8-44		
9603-3-6204 . . . . .	2-12		
9603-3-6204 . . . . .	2-13		
9701-1-1014 . . . . .	1-36		
98AB-50-075 . . . . .	11-4		



**TOHATSU CORPORATION**

**Address : 5-4,3-chome,Azusawa,Itabashi-ku,  
TOKYO,174-0051 JAPAN**

**Phone : TOKYO (03)3966-3117**

**FAX : TOKYO (03)3966-0090**

**Website : [www.tohatsu.co.jp](http://www.tohatsu.co.jp)**

**2013  
PARTS CATALOG**

**M 6B**

**8B**

**9.8B**

**Serial Number 000001AC~**