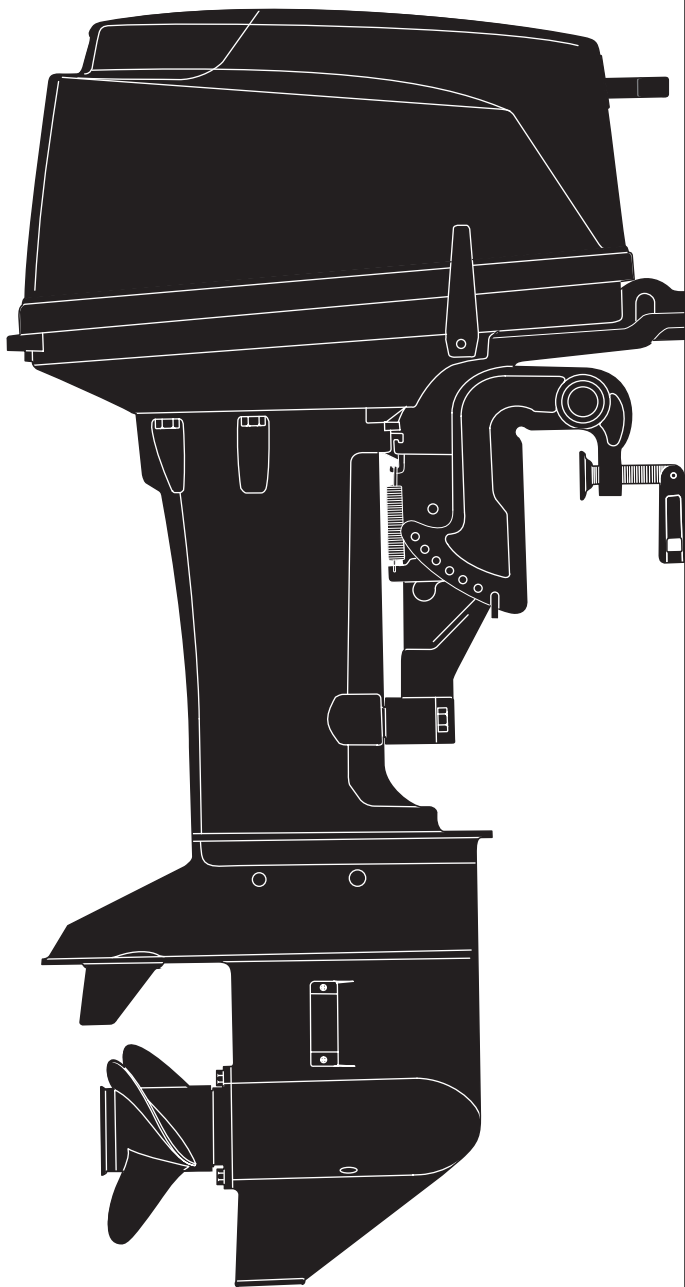


2013 PARTS CATALOG

 TOHATSU



**M 25H
JET
30H
MX 25H
30H**

Serial Number 00001AC~

**OB NO.002-21025-9
1301**

HOW TO USE THIS PARTS CATALOG

1. This Parts Catalog provides information available as of the end of January, 2013.
2. Please keep the Parts Catalog updated each time when receiving the Service Bulletin describing the addition, abolition and/or change of parts.
3. Actual shapes of parts may be different from the illustrations shown in this Parts Catalog because they are described only as a guide for searching parts.
4. One illustration is given more than one article number. Please confirm the sub-number, applicable model and remarks before ordering parts.

| Ref.No. | Part No. | Description | Applicable model | | | | Remarks | |
|---------|----------|-------------|----------------------------|-------|------|-------|---------|-------------------------|
| | | | Q'ty | 25JET | M30H | MX25H | | MX30H |
| 8-1 | 1 | 346Q61191-3 | DRIVE SHAFT HOUSING (S) | | | | | for Transom "S" & 25JET |
| 8-1 | 2 | 346Q61192-3 | DRIVE SHAFT HOUSING (L) | 1 | 1 | 1 | 1 | for Transom "L" & "UL" |
| 8-2 | | 346-67116-0 | ENGINE BASEMENT SEAL L=630 | 1 | 1 | 1 | 1 | |
| 8-3 | | 9101E3-5840 | BOLT | 6 | 6 | 6 | 6 | |
| | ③ | 9106E3-0808 | BOLT | 1 | 1 | 1 | 1 | |

③ Different specification
 Illustration position number
 Fig. No.

5. Given mark in (*) to part number shows assembly or kit part.

6. Marks in this Parts Catalog show.

- | | |
|---------------------|----------------------|
| STD : Standard | OPT : Optional Parts |
| O/S : Over size | ASSY : Assembly |
| DO : Domestic Model | EX : Export Model |
| A : As required | EU : European Union |

7. Attention to order

Please order painted parts in accordance with following.

The parts that fourth figure of the parts number is (B), (Q) have painted.

Present coloring of power head is black (B) and lower unit is aqua marine blue (Q).

[Example]

| | |
|------------------------|---------------------|
| ENGINE SHORT BLOCK KIT | LOWER UNIT ASSY (L) |
| 3P1B87090-9 | 346Q87302-9 |

B: Black

Q: Aquamarine Blue

8. About dimensional identification of bolts, nuts and washers.


BOLT 916124 - 0850
 Length below neck
 Diameter

NUTS & WASHERS 940103 - 0600
 Diameter

9. Hose, that is a standard part, is replaced with long hose.

HOSE

98AL - 40 - 030



HOSE/PIPE

| Fig No | Part No. | Description | Bulk part No. | Bulk part | |
|--------|-------------|-------------|----------------|---------------------|------------|
| | | | | Inner Diameter (mm) | Length (m) |
| 1-26 | 98AB-50-250 | HOSE | 98AB-501000 | 5 | 1 |
| 1-30 | 98AL-40-030 | | 98AL-401000 | 4 | 1 |
| 1-31 | 98AL-40-185 | HOSE | 98AL-401000 | 4 | 1 |
| 1-32 | 98AL-40-230 | HOSE | 98AL-401000 | 4 | 1 |
| 3-27 | 98AB-50-160 | HOSE | 98AB-501000 | 5 | 1 |
| 3-28 | 98AB-50-230 | HOSE | 98AB-501000 | 5 | 1 |
| 3-37 | 98AB-50-110 | HOSE | 98AB-501000 | 5 | 1 |
| 17-6 | 98AB-70-700 | HOSE | 98AB-701000 | 7 | 1 |
| 17-7 | 98AB-701600 | HOSE | 98AB-701000 x2 | 7 | 1 |

CONTENTS

| | | |
|---------|--|----|
| Fig. 1 | CYLINDER • CRANK CASE | 1 |
| Fig. 2 | PISTON • CRANK SHAFT | 9 |
| Fig. 3 | INTAKE MANIFOLD • FUEL PUMP | 13 |
| Fig. 4 | CARBURETOR | 17 |
| Fig. 5 | RECOIL STARTER | 19 |
| Fig. 6 | MAGNETO | 23 |
| Fig. 7A | ELECTRIC PARTS (EP MODEL) | 27 |
| Fig. 7B | ELECTRIC PARTS (F TYPE) | 31 |
| Fig. 8 | DRIVE SHAFT HOUSING | 33 |
| Fig. 9A | GEAR CASE (DRIVE SHAFT) | 35 |
| Fig. 9B | GEAR CASE (PROPELLER SHAFT) | 41 |
| Fig. 10 | JET DRIVE | 45 |
| Fig. 11 | BRACKET | 49 |
| Fig. 12 | TILLER HANDLE | 55 |
| Fig. 13 | BOTTOM COWL | 57 |
| Fig. 14 | SHIFT | 61 |
| Fig. 15 | REMOTE CONTROL PARTS | 63 |
| Fig. 16 | TOP COWL | 67 |
| Fig. 17 | FUEL TANK | 69 |
| Fig. 18 | COMPONENT PARTS OF REMOTE CONTROL | 71 |
| Fig. 19 | COMPONENT PARTS OF REMOTE CONTROL (ELECTRIC PARTS) | 75 |
| Fig. 20 | OPTIONAL PARTS (ACCESSORIES) | 77 |
| Fig. 21 | ASSEMBLY • KIT PARTS | 79 |
| | INDEX | 93 |
| | INDEX (Parts Number) | 98 |

Fig. 9A GEAR CASE (DRIVE SHAFT)

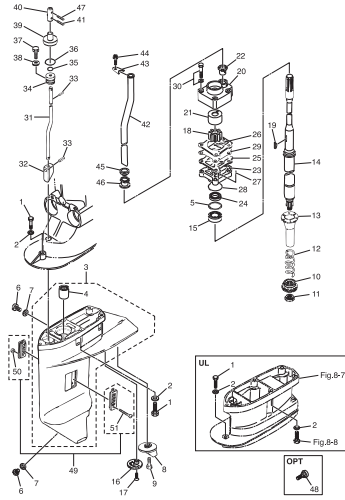


Fig. 9B GEAR CASE (PROPELLER SHAFT)

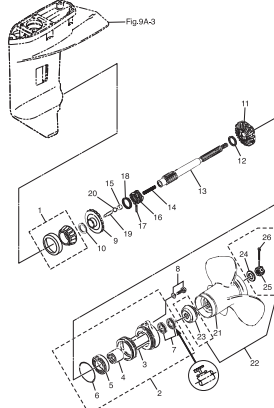


Fig. 10 JET DRIVE

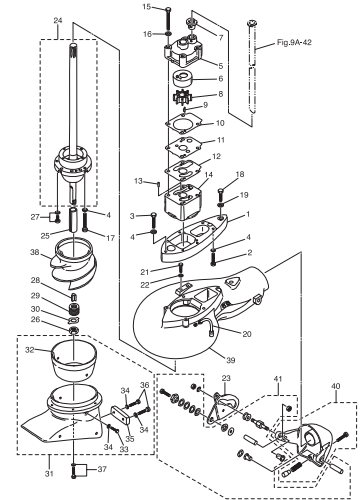


Fig. 11 BRACKET

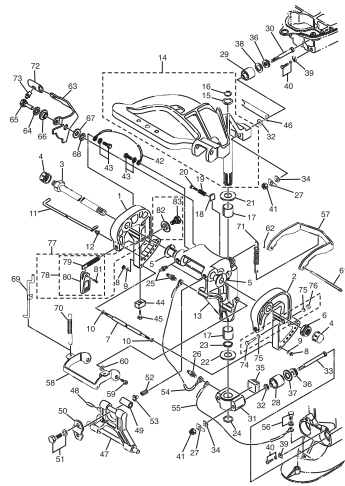


Fig. 12 TILLER HANDLE

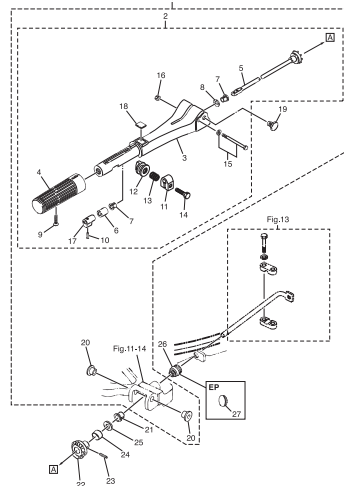


Fig. 13 BOTTOM COWL

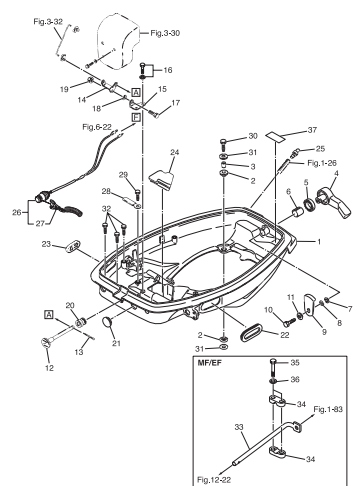


Fig. 14 SHIFT

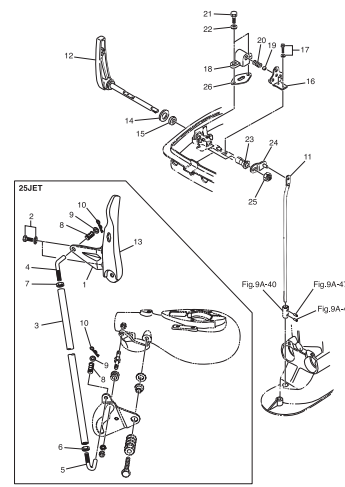


Fig. 15 REMOTE CONTROL PARTS

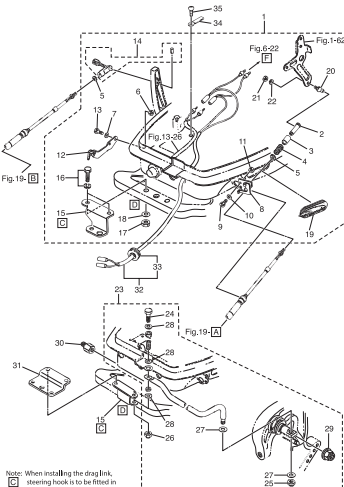
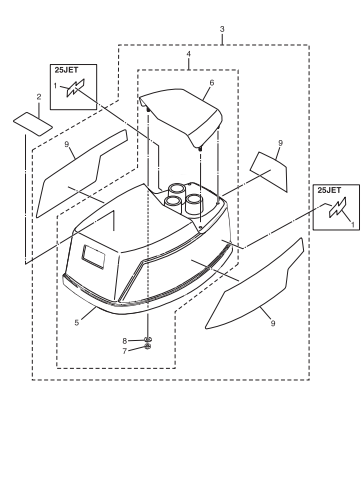


Fig. 16 TOP COWL



Note: When installing the drag link, steering hook is to be fitted in reverse direction.

Fig. 17 FUEL TANK

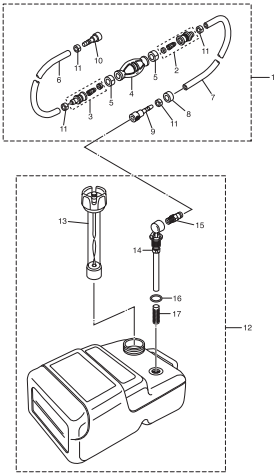


Fig. 18 COMPONENT PARTS OF REMOTE CONTROL

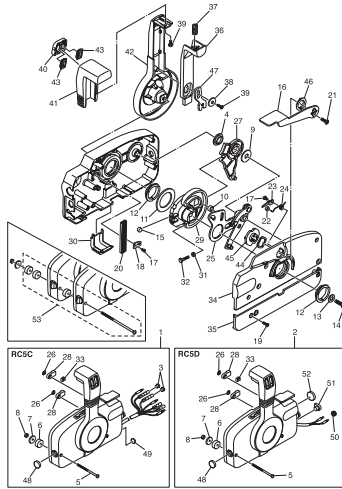


Fig. 19 COMPONENT PARTS OF REMOTE CONTROL (ELECTRIC PARTS)

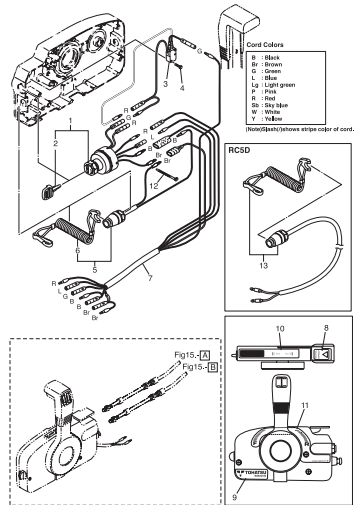


Fig. 20 OPTIONAL PARTS (ACCESSORIES)

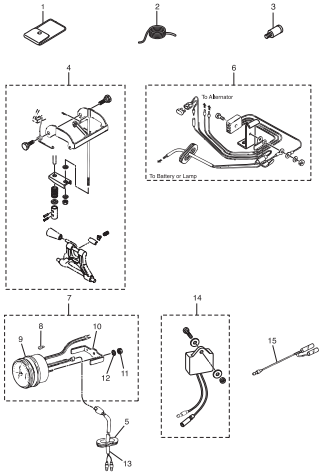


Fig. 21 ASSEMBLY - KIT PARTS

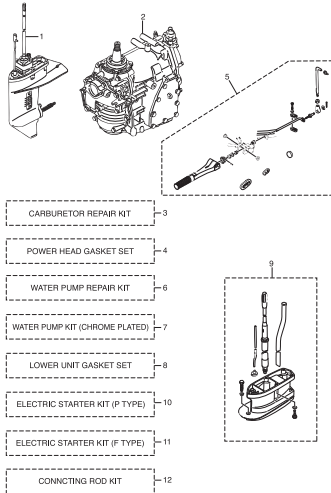
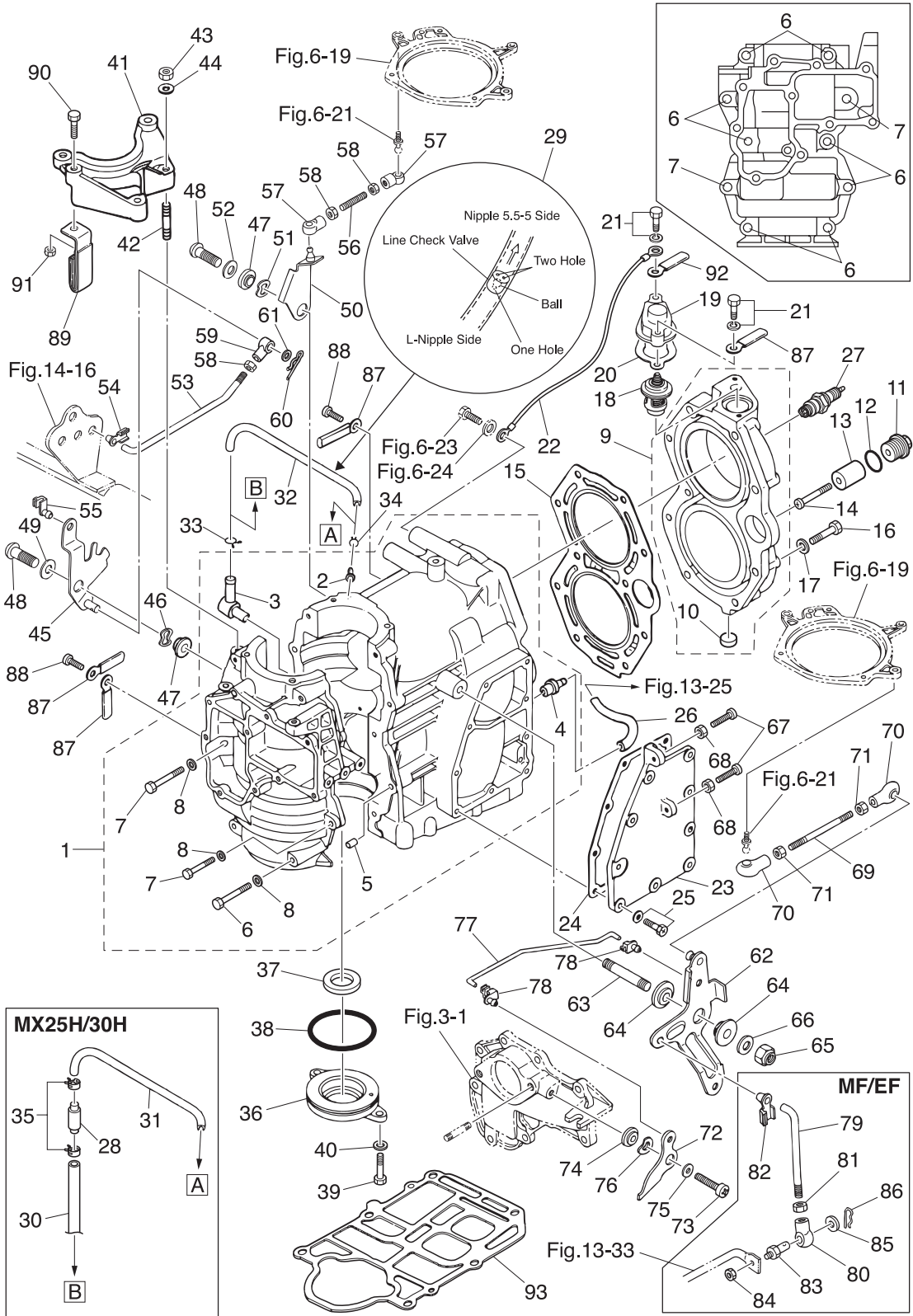


Fig. 1

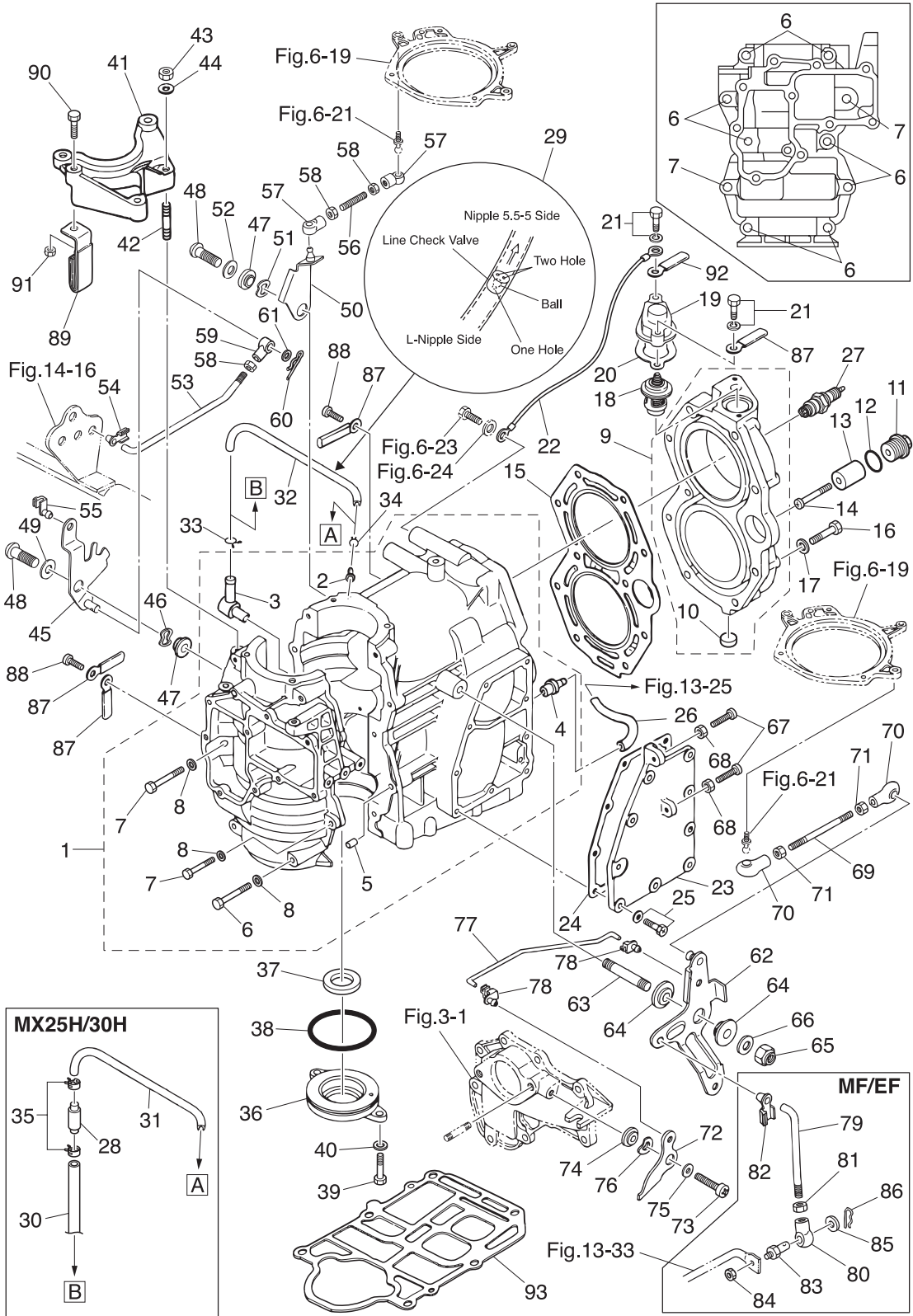
CYLINDER · CRANK CASE



| Ref.No. | Part No. | Description | Q'ty | | | | Remarks | |
|---------|----------|-------------|----------------------------|------|-------|-------|---------|-----------------------------------|
| | | | M25JET | M30H | MX25H | MX30H | | |
| 1-1 | 1 | 346B01100-6 | CYL BLOCK & CRANKCASE ASSY | 1 | 1 | | | Black for M25/30H & 25JET |
| 1-1 | 2 | 346J01100-6 | CYL BLOCK & CRANKCASE ASSY | | | 1 | 1 | Gray for MX25/30H |
| 1-2 | | 393-01131-0 | * NIPPLE 5.5-5 | 1 | 1 | 1 | 1 | |
| 1-3 | | 393-01137-0 | * NIPPLE | 1 | 1 | 1 | 1 | |
| 1-4 | | 346-01137-0 | * NIPPLE 7-7 | 1 | 1 | 1 | 1 | |
| 1-5 | | 336-01111-0 | * DOWEL PIN 8.7-11.5-12.7 | 2 | 2 | 2 | 2 | |
| 1-6 | | 916124-0850 | * BOLT | 8 | 8 | 8 | 8 | |
| 1-7 | | 916124-0840 | * BOLT | 2 | 2 | 2 | 2 | |
| 1-8 | | 940121-0800 | * WASHER | 10 | 10 | 10 | 10 | |
| 1-9 | 1 | 3A1B01001-2 | CYLINDER HEAD ASSY | 1 | 1 | | | Black for M25/30H & 25JET |
| 1-9 | 2 | 3KKJ01001-0 | CYLINDER HEAD ASSY | | | 1 | 1 | Gray for MX25/30H |
| 1-10 | | 350-01093-0 | * WELCH PLUG | 1 | 1 | 1 | 1 | |
| 1-11 | | 3P0-01143-0 | ANODE PLUG | 1 | 1 | 1 | 1 | |
| 1-12 | | 3T5-10046-0 | O-RING 1.9-13 | 1 | 1 | 1 | 1 | |
| 1-13 | | 3P0-60218-0 | ANODE | 1 | 1 | 1 | 1 | |
| 1-14 | | 921503-0530 | SCREW | 1 | 1 | 1 | 1 | |
| 1-15 | | 346-01005-2 | CYLINDER HEAD GASKET | 1 | 1 | 1 | 1 | |
| 1-16 | | 3KM-01012-0 | CYLINDER HEAD BOLT | 10 | 10 | 10 | 10 | |
| 1-17 | | 3C8-01015-0 | WASHER 8.5-19.5-3.2 | 10 | 10 | 10 | 10 | |
| 1-18 | | 345-01030-0 | THERMOSTAT | 1 | 1 | 1 | 1 | Mark 52A PRV |
| 1-19 | 1 | 3H6B01031-0 | THERMOSTAT CAP | 1 | 1 | | | Black for M25/30H & 25JET |
| 1-19 | 2 | 3H6J01031-0 | THERMOSTAT CAP | | | 1 | 1 | Gray for MX25/30H |
| 1-20 | | 346-01032-0 | THERMOSTAT CAP GASKET | 1 | 1 | 1 | 1 | |
| 1-21 | | 910103-5630 | BOLT | 2 | 2 | 2 | 2 | |
| 1-22 | | 3B7-76142-1 | GROUND CABLE L=120 | 1 | 1 | 1 | 1 | Thermostat Cap -Electric Plate |
| 1-23 | 1 | 346B02301-0 | EXHAUST COVER (OUTER) | 1 | 1 | | | Black for M25/30H & 25JET |
| 1-23 | 2 | 346J02301-0 | EXHAUST COVER (OUTER) | | | 1 | 1 | Gray for MX25/30H |
| 1-24 | | 346-02305-2 | EXHAUST COVER GASKET | 1 | 1 | 1 | 1 | |
| 1-25 | | 9104F1-5518 | BOLT | 9 | 9 | 9 | 9 | |

Fig. 1

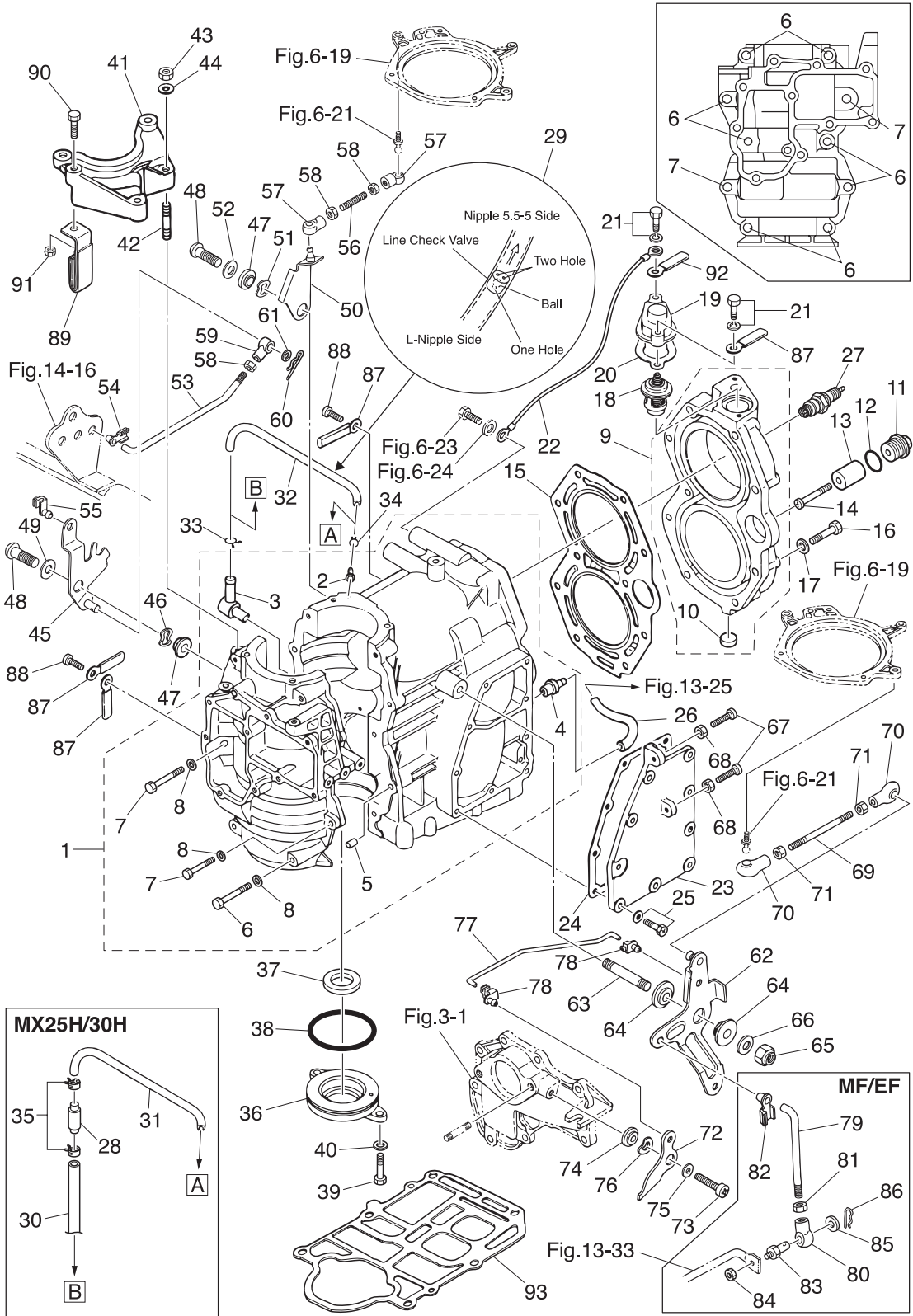
CYLINDER · CRANK CASE



| Ref.No. | Part No. | Description | Q' ty | | | | Remarks |
|---------|---------------|----------------------|---------------|------|-------|-------|---|
| | | | M25H 25JET | M30H | MX25H | MX30H | |
| 1-26 | 98AB-50-250 | HOSE | 1 | 1 | 1 | 1 | Water Nipple 98AB-501000 |
| 1-27 | 1 9701-1-1005 | SPARK PLUG (B7HS10) | | | 2 | 2 | for MX25/30H |
| 1-27 | 2 9701-1-1015 | SPARK PLUG (BR7HS10) | 2 | 2 | | | for M25/30H & 25JET |
| 1-28 | 3LC-01160-0 | CHECK VALVE | | | 1 | 1 | for MX25/30H |
| 1-29 | 393-01160-0 | CHECK VALVE | 1 | 1 | | | for M25/30H & 25JET |
| 1-30 | 98AL-40-030 | HOSE | | | 1 | 1 | for MX25/30H 98AL-401000 |
| 1-31 | 98AL-40-185 | HOSE | | | 1 | 1 | for MX25/30H 98AL-401000 |
| 1-32 | 98AL-40-230 | HOSE | 1 | 1 | | | for M25/30H & 25JET 98AL-401000 |
| 1-33 | 3T5-01133-0 | CLIP ϕ 8 | 1 | 1 | 1 | 1 | |
| 1-34 | 338-01133-0 | CLIP ϕ 7 | 1 | 1 | 1 | 1 | |
| 1-35 | 369-70098-2 | CLIP ϕ 7 | | | 2 | 2 | for MX25/30H |
| 1-36 | 346-01210-0 | CRANKCASE HEAD | 1 | 1 | 1 | 1 | |
| 1-37 | 346-01215-0 | OIL SEAL 16-28-6 | 1 | 1 | 1 | 1 | |
| 1-38 | 346-01216-0 | O-RING 1.7-59 | 1 | 1 | 1 | 1 | |
| 1-39 | 9101F4-0616 | BOLT | 2 | 2 | 2 | 2 | |
| 1-40 | 941303-0600 | SPRING WASHER | 2 | 2 | 2 | 2 | |
| 1-41 | 1 346B05101-1 | BRACKET | 1 | 1 | | | Black for M25/30H & 25JET |
| 1-41 | 2 346J05101-1 | BRACKET | | | 1 | 1 | Gray for MX25/30H |
| 1-42 | 9153F4-0825 | STUD | 2 | 2 | 2 | 2 | |
| 1-43 | 930121-0800 | NUT | 2 | 2 | 2 | 2 | |
| 1-44 | 940121-0800 | WASHER | 2 | 2 | 2 | 2 | |
| 1-45 | 1 346-05211-2 | STARTER LOCK ARM | 1 | 1 | 1 | 1 | for M25/30H MX25/30H |
| 1-45 | 2 3FG-05211-0 | STARTER LOCK ARM | 1 | | | | 25JET |
| 1-46 | 941403-1000 | WAVE WASHER d=10 | 1 | 1 | 1 | 1 | |
| 1-47 | 346-05212-0 | BUSHING 6.2-16-7 | 2 | 2 | 2 | 2 | Stater Lock Arm Throttle Limiter Arm |
| 1-48 | 921503-0620 | SCREW | 2 | 2 | 2 | 2 | Stater Lock Arm Throttle Limiter Arm |
| 1-49 | 3C8-66308-0 | WASHER 6-16-1.5 | 1 | 1 | 1 | 1 | |
| 1-50 | 346-05213-0 | THROTTLE LIMITER ARM | 1 | 1 | 1 | 1 | |
| 1-51 | 941403-1000 | WAVE WASHER d=10 | 1 | 1 | 1 | 1 | |

Fig. 1

CYLINDER · CRANK CASE



| Ref.No. | Part No. | Description | Q' ty | | | | Remarks |
|---------|---------------|----------------------------|-------|-------|------|-------|---------------------|
| | | | M25H | 25JET | M30H | MX25H | |
| 1-52 | 940103-0600 | WASHER | 1 | 1 | 1 | 1 | |
| 1-53 | 346-05222-0 | STARTER LOCK ROD | 1 | 1 | 1 | 1 | |
| 1-54 | 345-05224-0 | ROD SNAP 5-2.5 | 1 | 1 | 1 | 1 | |
| 1-55 | 345-05223-1 | ROD SNAP 3.5-2 | 1 | 1 | 1 | 1 | |
| 1-56 | 346-05221-1 | THROTTLE LIMITER ROD 5-27L | 1 | 1 | 1 | 1 | |
| 1-57 | 3B7-05243-0 | BALL JOINT CONNECTOR | 2 | 2 | 2 | 2 | |
| 1-58 | 930103-0500 | NUT | 3 | 3 | 3 | 3 | |
| 1-59 | 346-05234-0 | ROD JOINT ϕ 5 | 1 | 1 | 1 | 1 | |
| 1-60 | 951603-0800 | SNAP PIN d=8 | 1 | 1 | 1 | 1 | |
| 1-61 | 3AA-83719-0 | WASHER 8.5-18-1.6 | 1 | 1 | 1 | 1 | |
| 1-62 | 3P0-63711-0 | ADVANCER ARM ASSY | 1 | 1 | 1 | 1 | |
| 1-63 | 915221-0823 | STUD | 1 | 1 | 1 | 1 | |
| 1-64 | 345-63713-0 | BUSHING 8-14-4 | 2 | 2 | 2 | 2 | |
| 1-65 | 930403-0800 | NYLON NUT 8-P1.25 | 1 | 1 | 1 | 1 | |
| 1-66 | 334-66233-0 | WASHER 8.1-16-1.5 | 1 | 1 | 1 | 1 | |
| 1-67 | 921503-0525 | SCREW | 2 | 2 | 2 | 2 | |
| 1-68 | 930103-0500 | NUT | 2 | 2 | 2 | 2 | |
| 1-69 | 350-63717-1 | ROD L=50 | 1 | 1 | 1 | 1 | |
| 1-70 | 3B7-05243-0 | BALL JOINT CONNECTOR | 2 | 2 | 2 | 2 | |
| 1-71 | 930103-0500 | NUT | 2 | 2 | 2 | 2 | |
| 1-72 | 1 3P0-63718-0 | THROTTLE CAM | 1 | 1 | | | for M25/30H & 25JET |
| 1-72 | 2 3KK-63718-0 | THROTTLE CAM | | | 1 | 1 | for MX25/30H |
| 1-73 | 921503-0616 | SCREW | 1 | 1 | 1 | 1 | |
| 1-74 | 346-63721-0 | BUSHING 6.2-16-5 | 1 | 1 | 1 | 1 | |
| 1-75 | 3C8-66308-0 | WASHER 6-16-1.5 | 1 | 1 | 1 | 1 | |
| 1-76 | 941403-1000 | WAVE WASHER d=10 | 1 | 1 | 1 | 1 | |
| 1-77 | 346-63716-1 | THROTTLE ROD | 1 | 1 | 1 | 1 | |
| 1-78 | 3P0-05223-0 | ROD SNAP 3.5-2 | 2 | 2 | 2 | 2 | |
| 1-79 | 348-63715-1 | ROD 5-75L | 1 | 1 | 1 | 1 | for MF/EF |

Fig. 1

CYLINDER · CRANK CASE

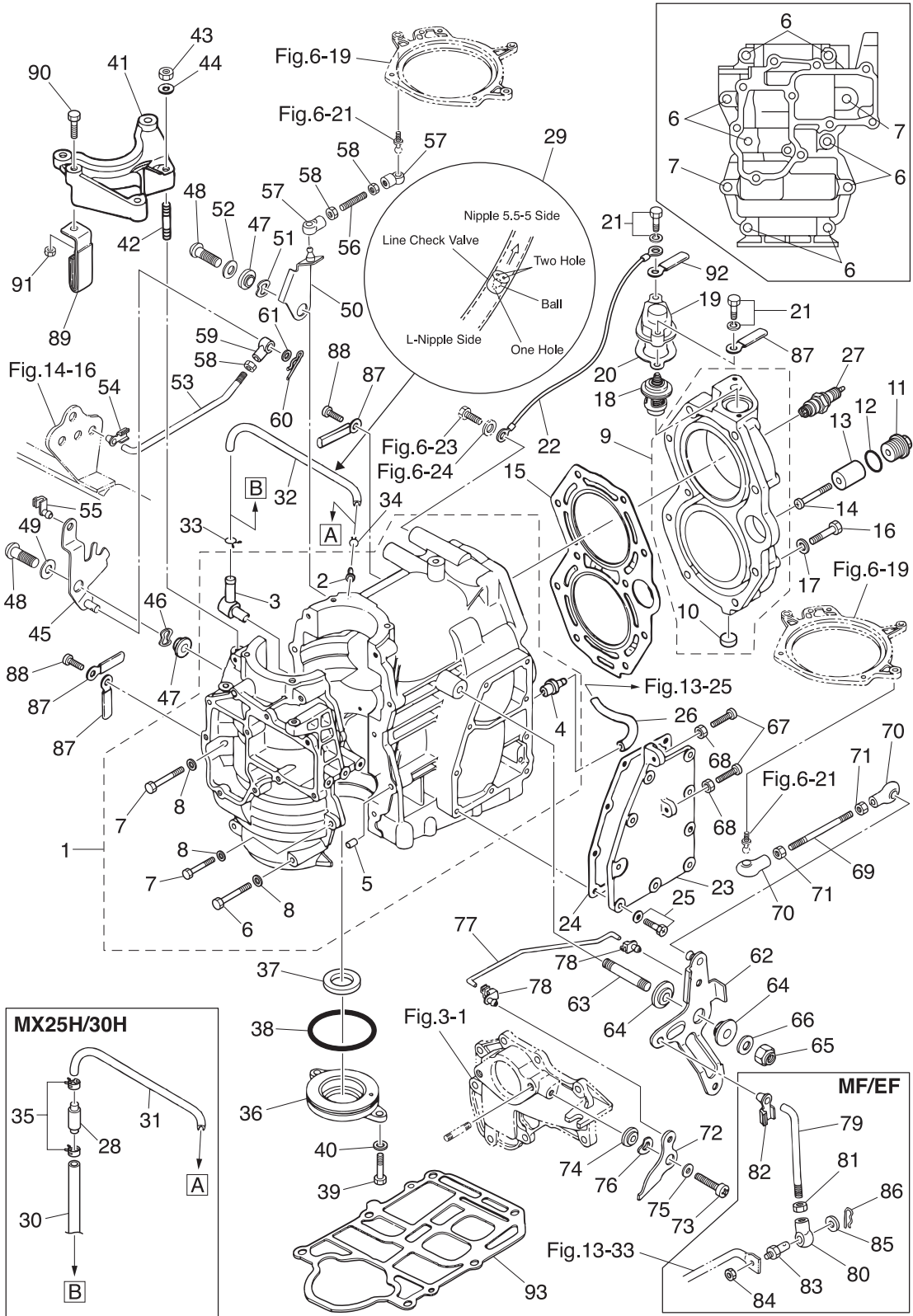
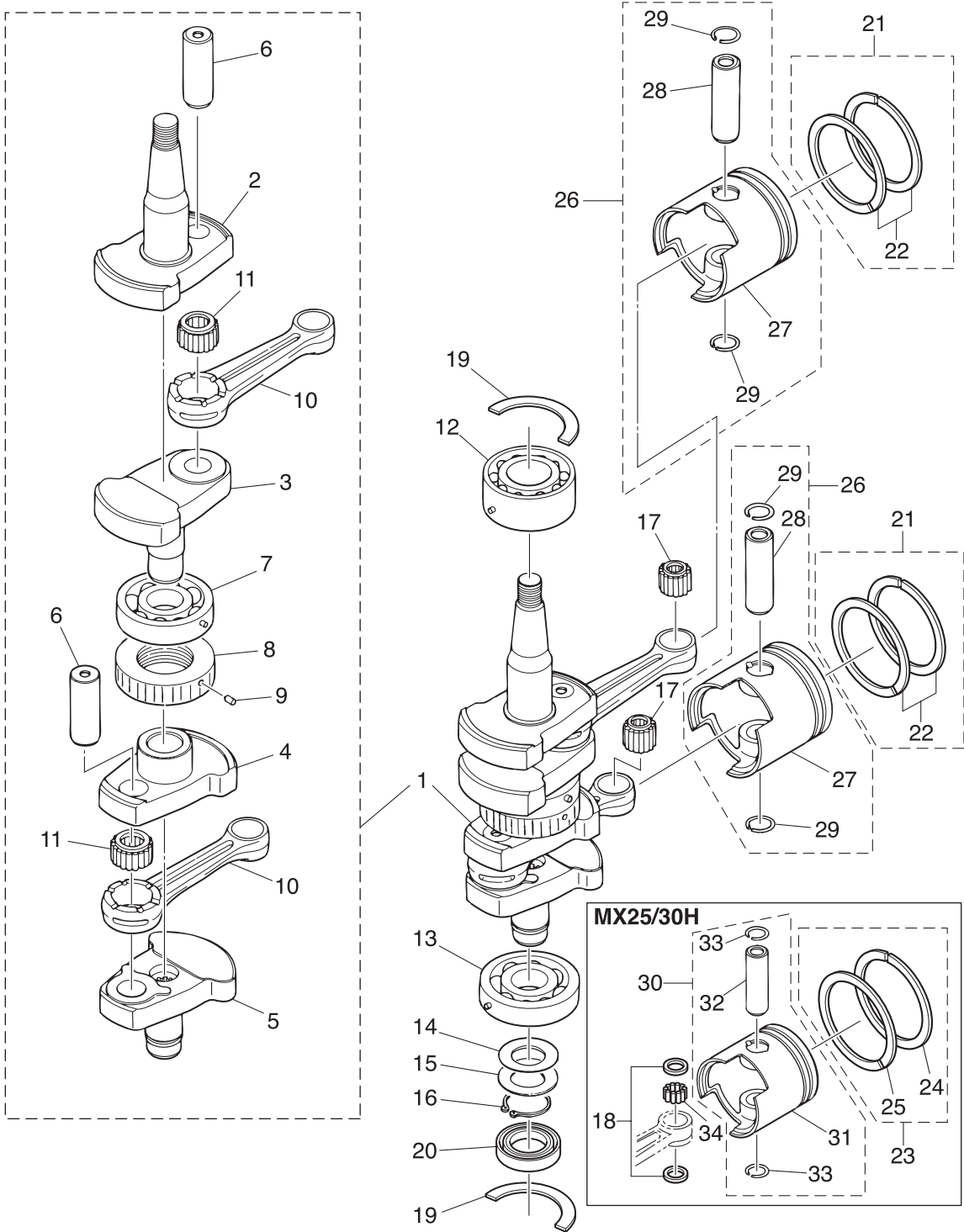


Fig. 2

PISTON • CRANK SHAFT

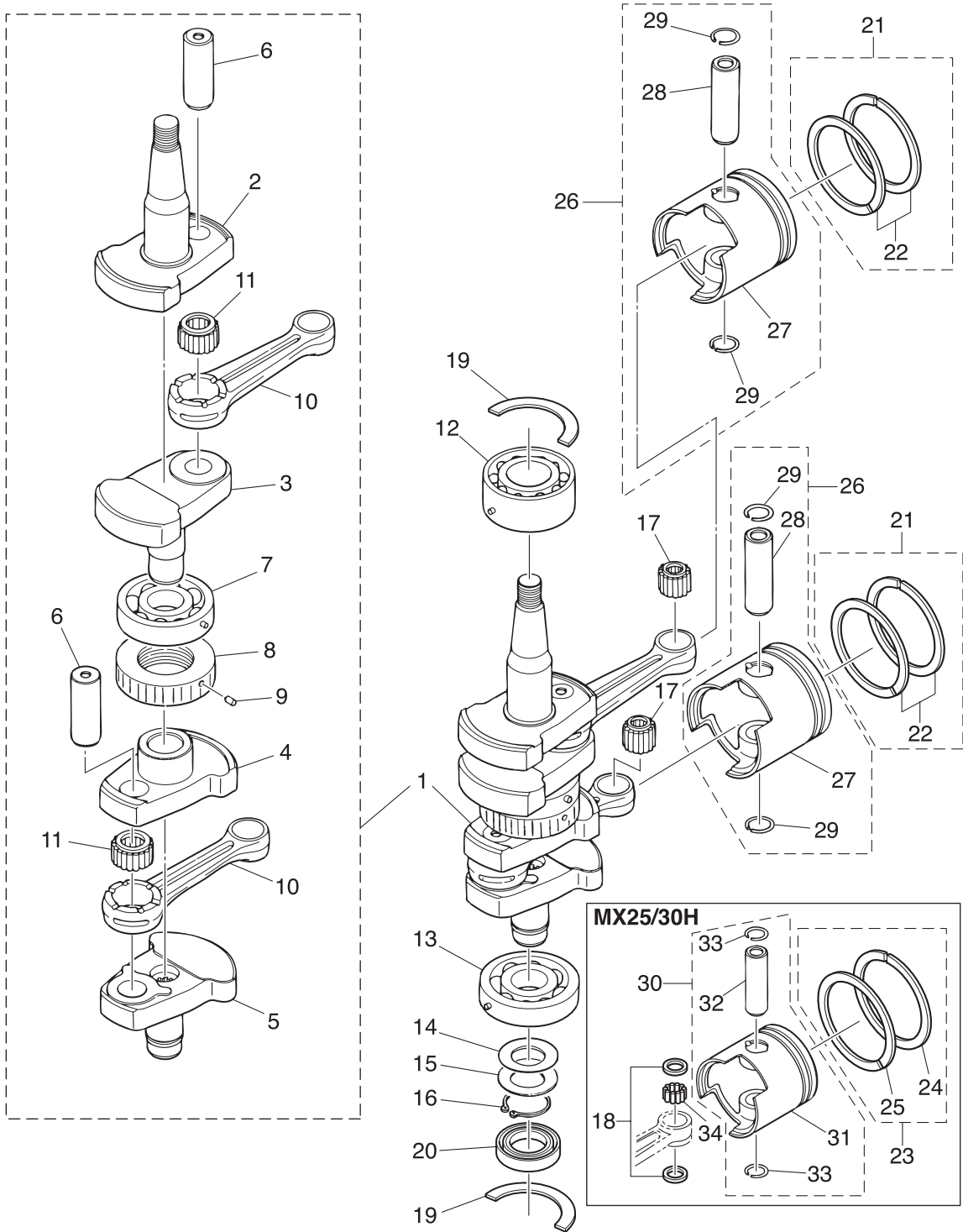


(REMARKS) CRANK SHAFT ASSY.....Very difficult to assemble. The component parts to be purchased as an assy basically.

| Ref.No. | Part No. | Description | Q'ty | | | | Remarks |
|---------|----------|-------------|--------|------|-------|-------|---------------------------------------|
| | | | M25JET | M30H | MX25H | MX30H | |
| 2-1 | 1 | 3P1-00069-1 | 1 | 1 | | | for M25/30H & 25JET |
| 2-1 | 2 | 3KK-00069-0 | | | 1 | 1 | for MX25/30H |
| 2-2 | | 3P1-00031-0 | 1 | 1 | 1 | 1 | |
| 2-3 | | 346-00032-0 | 1 | 1 | 1 | 1 | |
| 2-4 | | 346-00033-0 | 1 | 1 | 1 | 1 | |
| 2-5 | | 346-00034-0 | 1 | 1 | 1 | 1 | |
| 2-6 | | 334-00061-1 | 2 | 2 | 2 | 2 | |
| 2-7 | | 3J2-00114-0 | 1 | 1 | 1 | 1 | Center |
| 2-8 | | 346-00051-1 | 1 | 1 | 1 | 1 | |
| 2-9 | | 951407-0308 | 1 | 1 | 1 | 1 | |
| 2-10 | 1 | 336-00040-1 | 2 | 2 | | | for M25/30H & 25JET |
| 2-10 | 2 | 3KK-00041-0 | | | 2 | 2 | for MX25/30H |
| 2-11 | | 356-00043-0 | 2 | 2 | 2 | 2 | |
| 2-12 | | 345-00113-0 | 1 | 1 | 1 | 1 | Upper |
| 2-13 | | 3J2-00114-0 | 1 | 1 | 1 | 1 | Lower |
| 2-14 | | 332-00143-0 | A | A | A | A | |
| 2-15 | | 346-00116-0 | 1 | 1 | 1 | 1 | |
| 2-16 | | 945107-2500 | 1 | 1 | 1 | 1 | |
| 2-17 | | 345-00042-0 | 2 | 2 | | | for M25/30H & 25JET |
| 2-18 | | 3KK-00046-0 | | | 4 | 4 | for MX25/30H |
| 2-19 | | 346-00115-0 | 2 | 2 | 2 | 2 | |
| 2-20 | | 346-00122-0 | 1 | 1 | 1 | 1 | |
| 2-21 | 1 | 3MV-87123-0 | 2 | 2 | | | for M25/30H & 25JET STD |
| 2-21 | 2 | 3MV-87124-0 | 2 | 2 | | | for M25/30H & 25JET OPT |
| 2-22 | 1 | 346-00011-0 | 2 | 2 | | | for M25/30H & 25JET STD 1st, 2nd |
| 2-22 | 2 | 346-00014-0 | 2 | 2 | | | for M25/30H & 25JET OPT 1st, 2nd |
| 2-23 | 1 | 3E3-87123-0 | | | 2 | 2 | for MX25/30H STD |
| 2-23 | 2 | 3E3-87124-0 | | | 2 | 2 | for MX25/30H OPT |
| 2-24 | 1 | 356-00011-0 | | | 1 | 1 | for MX25/30H STD 1st Keystone Ring |

Fig. 2

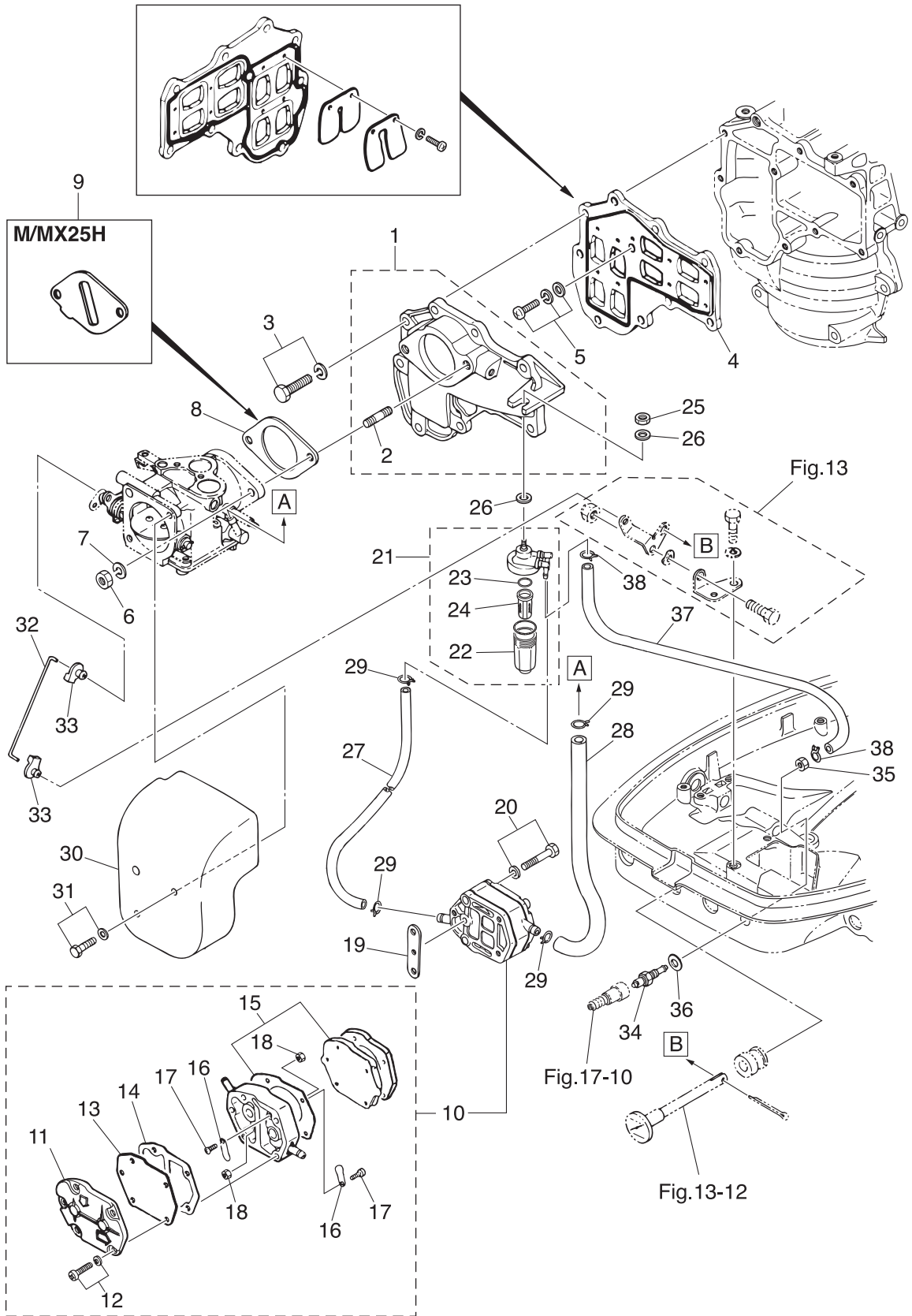
PISTON • CRANK SHAFT



(REMARKS) CRANK SHAFT ASSY.....Very difficult to assemble. The component parts to be purchased as an assy basically.

Fig. 3

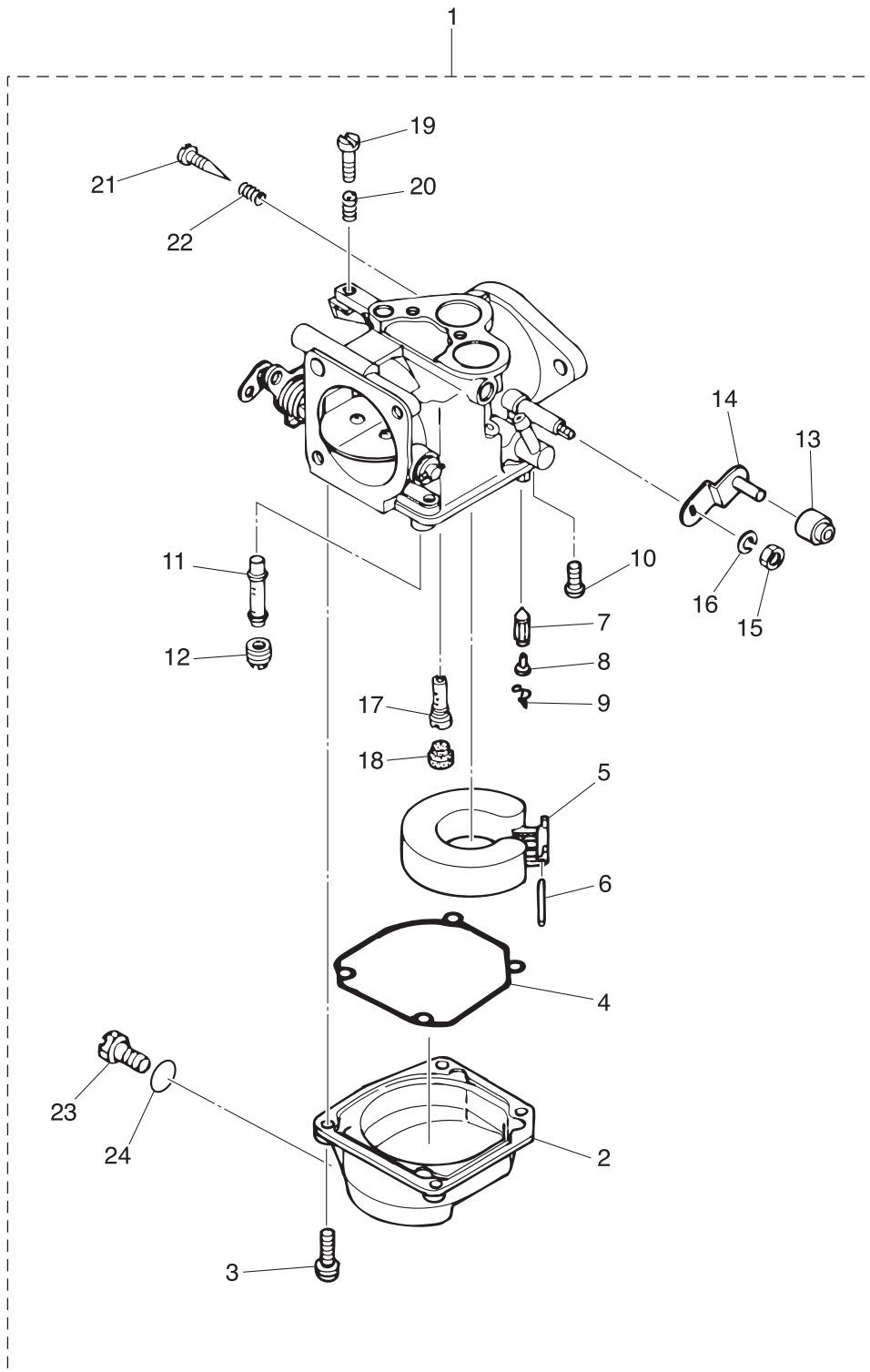
INTAKE MANIFOLD • FUEL PUMP



| Ref.No. | Part No. | Description | Q'ty | | | | Remarks | |
|---------|----------|-------------|------------------------|------|-------|-------|---------|------------------------------|
| | | | 25JET M25H | M30H | MX25H | MX30H | | |
| 3-1 | 1 | 346B02010-1 | INTAKE MANIFOLD ASSY | 1 | 1 | | | Black for M25/30H & 25JET |
| 3-1 | 2 | 346J02010-1 | INTAKE MANIFOLD ASSY | | | 1 | 1 | Gray for MX25/30H |
| 3-2 | | 915321-0618 | * STUD | 2 | 2 | 2 | 2 | |
| 3-3 | | 910121-6625 | BOLT | 9 | 9 | 9 | 9 | |
| 3-4 | | 346-02100-2 | REED VALVE ASSY | 1 | 1 | 1 | 1 | |
| 3-5 | | 921521-7616 | SCREW | 1 | 1 | 1 | 1 | |
| 3-6 | | 930103-0600 | NUT | 2 | 2 | 2 | 2 | |
| 3-7 | | 941303-0600 | SPRING WASHER | 2 | 2 | 2 | 2 | |
| 3-8 | | 346-02011-1 | CARBURETOR GASKET | 1 | 1 | | 1 | for M30H, MX30H & 25JET |
| 3-9 | | 3P1-03536-0 | RESTRICTOR | 1 | | 1 | | for M25H, MX25H |
| 3-10 | | 356-04000-1 | FUEL PUMP ASSY | 1 | 1 | 1 | 1 | |
| 3-11 | | 334-04004-0 | * PUMP COVER | 1 | 1 | 1 | 1 | |
| 3-12 | | 9225F2-6528 | * SCREW | 3 | 3 | 3 | 3 | |
| 3-13 | | 334-04005-0 | * PUMP DIAPHRAGM | 1 | 1 | 1 | 1 | |
| 3-14 | | 334-04007-0 | * DIAPHRAGM GASKET | 1 | 1 | 1 | 1 | |
| 3-15 | | 356-04030-0 | * DIAPHRAGM GASKET SET | 1 | 1 | 1 | 1 | |
| 3-16 | | 356-04044-0 | * CHECK VALVE | 2 | 2 | 2 | 2 | |
| 3-17 | | 921722-0306 | * SCREW | 2 | 2 | 2 | 2 | |
| 3-18 | | 930222-0300 | * NUT | 2 | 2 | 2 | 2 | |
| 3-19 | | 346-04901-2 | GASKET | 1 | 1 | 1 | 1 | Fuel Pump |
| 3-20 | | 921503-6640 | SCREW | 2 | 2 | 2 | 2 | |
| 3-21 | | 3AD-02230-0 | FUEL FILTER ASSY | 1 | 1 | 1 | 1 | |
| 3-22 | | 3AD-02237-0 | * CUP | 1 | 1 | 1 | 1 | |
| 3-23 | | 3AD-02235-0 | * O-RING | 1 | 1 | 1 | 1 | |
| 3-24 | | 3AD-02234-0 | * FILTER | 1 | 1 | 1 | 1 | |
| 3-25 | | 930103-0800 | NUT | 1 | 1 | 1 | 1 | |
| 3-26 | | 334-66233-0 | WASHER 8.1-16-1.5 | 2 | 2 | 2 | 2 | |
| 3-27 | | 98AB-50-160 | HOSE | 1 | 1 | 1 | 1 | 98AB-501000 |
| 3-28 | | 98AB-50-230 | HOSE | 1 | 1 | 1 | 1 | 98AB-501000 |

Fig. 4

CARBURETOR



| Ref.No. | Part No. | Description | Q' ty | | | | Remarks |
|---------|----------|-------------|-----------|------|-------|-------|----------------------------------|
| | | | M25J H | M30H | MX25H | MX30H | |
| 4-1 | 1 | 3P0-03200-0 | 1 | 1 | | | for M25/30H & 25JET Mark B03E |
| 4-1 | 2 | 3KK-03200-0 | | | 1 | 1 | for MX25/30H Mark 3KKB |
| 4-2 | | 353-03221-0 | 1 | 1 | 1 | 1 | |
| 4-3 | | 922503-6414 | 4 | 4 | 4 | 4 | |
| 4-4 | | 346-03222-0 | 1 | 1 | 1 | 1 | |
| 4-5 | | 346-03231-0 | 1 | 1 | 1 | 1 | |
| 4-6 | | 346-03232-0 | 1 | 1 | 1 | 1 | |
| 4-7 | | 3B7-03240-0 | 1 | 1 | 1 | 1 | |
| 4-8 | | 334-03242-0 | 1 | 1 | 1 | 1 | |
| 4-9 | | 344-03244-0 | 1 | 1 | 1 | 1 | |
| 4-10 | | 3F3-03234-0 | 1 | 1 | 1 | 1 | |
| 4-11 | | 3A1-03252-0 | 1 | 1 | 1 | 1 | |
| 4-12 | 1 | 3A1-03251-0 | 1 | 1 | | | for M25/30H & 25JET |
| 4-12 | 2 | 3C7-03251-0 | | | 1 | 1 | for MX25/30H |
| 4-13 | | 346-03174-0 | 1 | 1 | 1 | 1 | |
| 4-14 | | 346-03272-0 | 1 | 1 | 1 | 1 | |
| 4-15 | | 930131-0500 | 1 | 1 | 1 | 1 | |
| 4-16 | | 941332-0500 | 1 | 1 | 1 | 1 | |
| 4-17 | 1 | 3A1-03276-0 | 1 | 1 | | | for M25/30H & 25JET |
| 4-17 | 2 | 3KK-04588-0 | | | 1 | 1 | for MX25/30H |
| 4-18 | | 346-03256-0 | 1 | 1 | 1 | 1 | |
| 4-19 | | 346-03265-0 | 1 | 1 | 1 | 1 | |
| 4-20 | | 346-03267-0 | 1 | 1 | 1 | 1 | |
| 4-21 | | 346-03266-0 | 1 | 1 | 1 | 1 | |
| 4-22 | | 346-03268-0 | 1 | 1 | 1 | 1 | |
| 4-23 | | 345-03292-0 | 1 | 1 | 1 | 1 | |
| 4-24 | | 336-03293-0 | 1 | 1 | 1 | 1 | |
| | | | | | | | |
| | | | | | | | |

Fig. 5

RECOIL STARTER

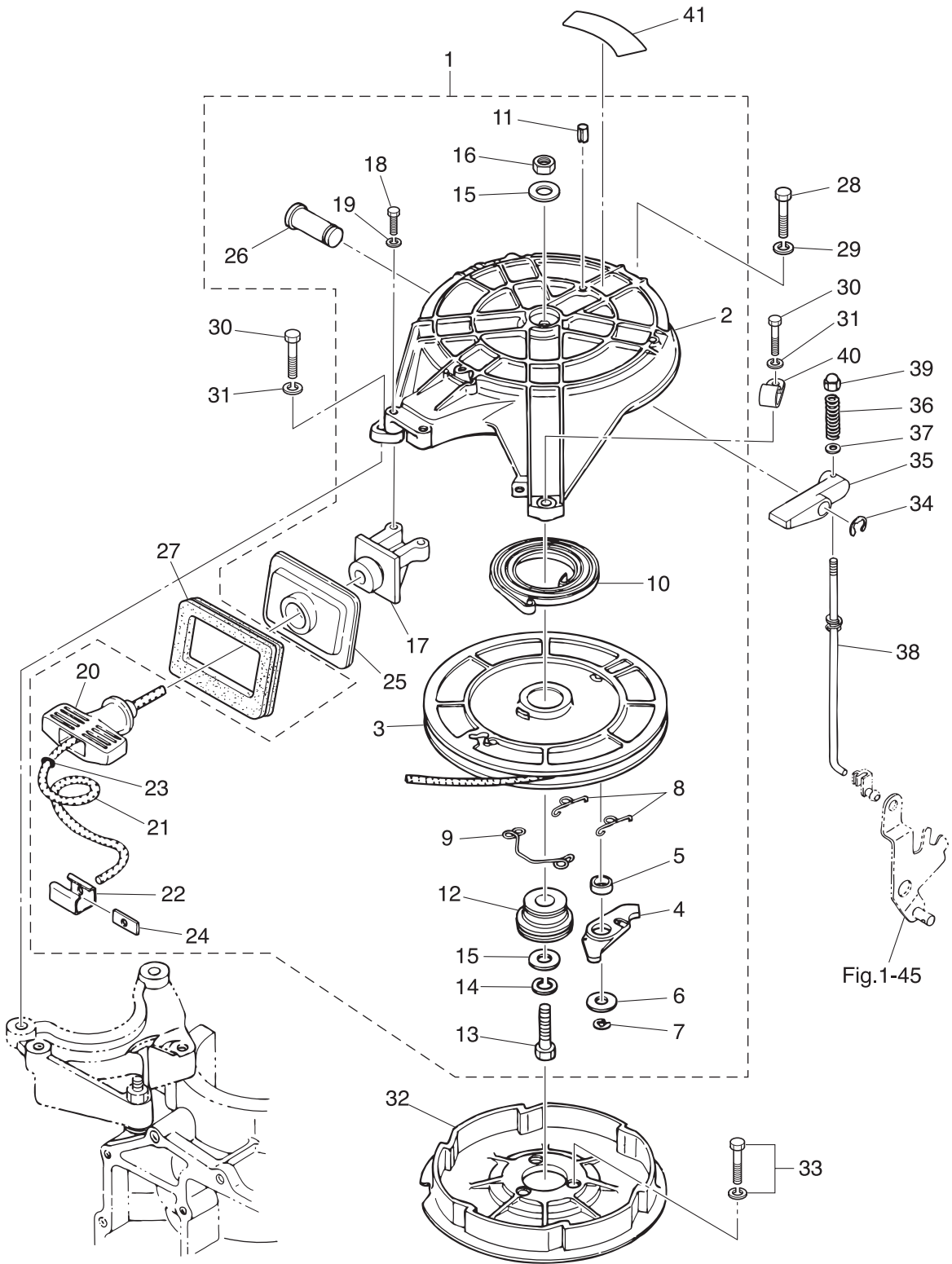
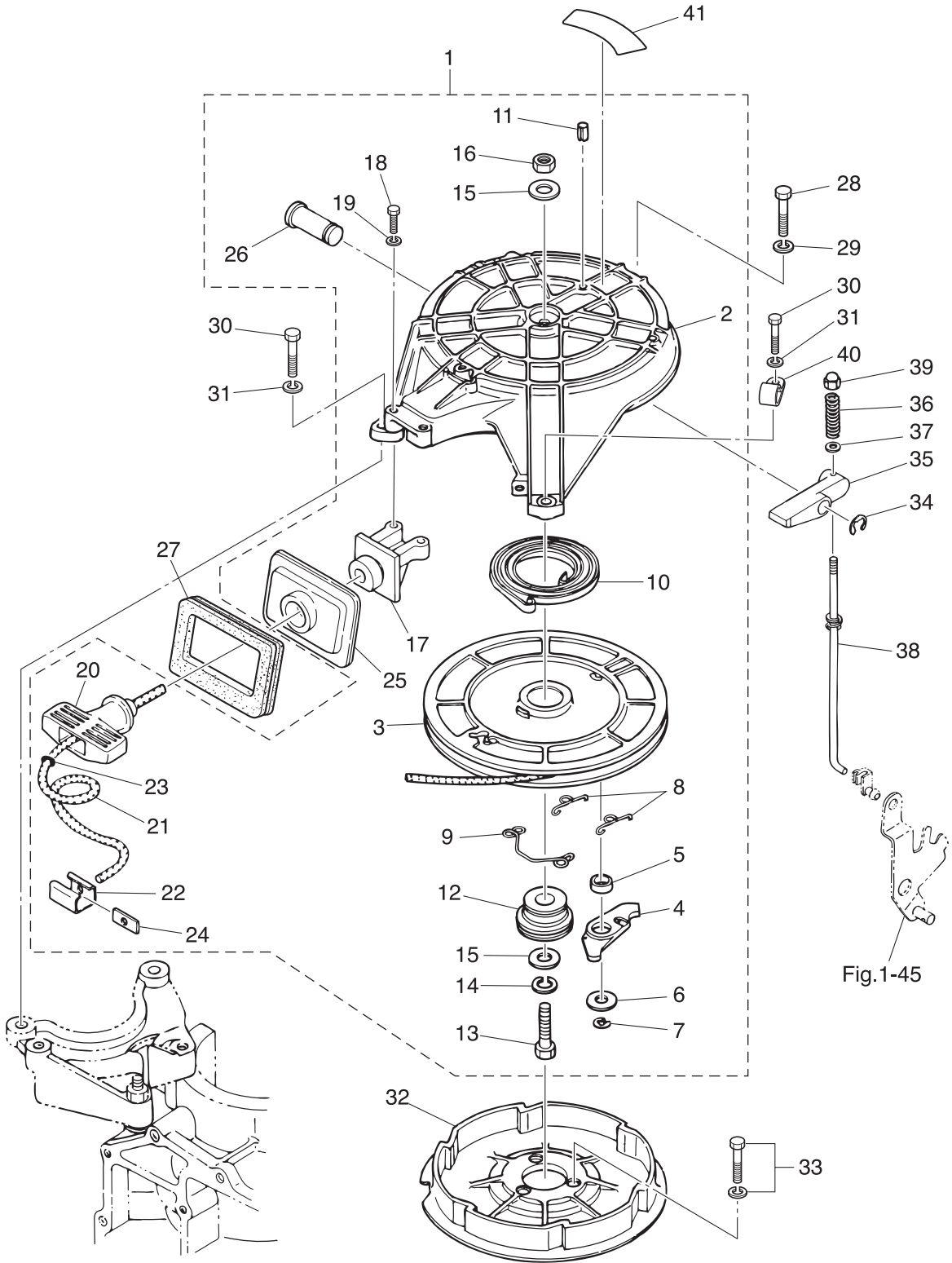


Fig.1-45

| Ref.No. | Part No. | Description | Q'ty | | | | Remarks |
|---------|-------------|------------------------------|------|------|-------|-------|-----------------|
| | | | M25H | M30H | MX25H | MX30H | |
| 5-1 | 346-05000-3 | RECOIL STARTER ASSY | 1 | 1 | 1 | 1 | |
| 5-2 | 345-05105-1 | * STARTER CASE | 1 | 1 | 1 | 1 | |
| 5-3 | 345-05104-1 | * REEL ASSY | 1 | 1 | 1 | 1 | |
| 5-4 | 345-05003-1 | * RATCHET | 1 | 1 | 1 | 1 | |
| 5-5 | 345-05135-1 | * BUSHING 14.7-15.9-6 | 1 | 1 | 1 | 1 | |
| 5-6 | 345-05122-1 | * WASHER 6.5-23-1.5 | 1 | 1 | 1 | 1 | |
| 5-7 | 945303-0500 | * E-RING d=5 | 1 | 1 | 1 | 1 | |
| 5-8 | 345-05123-1 | * RETURN SPRING | 2 | 2 | 2 | 2 | Ratchet Guide A |
| 5-9 | 345-05124-0 | * RETURN SPRING | 1 | 1 | 1 | 1 | Ratchet Guide B |
| 5-10 | 345-05004-1 | * STARTER SPRING | 1 | 1 | 1 | 1 | |
| 5-11 | 951403-0316 | * SPRING PIN 3-16 | 1 | 1 | 1 | 1 | |
| 5-12 | 345-05132-0 | * STARTER SHAFT | 1 | 1 | 1 | 1 | |
| 5-13 | 9101F4-0830 | * BOLT | 1 | 1 | 1 | 1 | |
| 5-14 | 941322-0800 | * SPRING WASHER | 1 | 1 | 1 | 1 | |
| 5-15 | 940121-0800 | * WASHER | 2 | 2 | 2 | 2 | |
| 5-16 | 930103-0800 | * NUT | 1 | 1 | 1 | 1 | |
| 5-17 | 336-05014-0 | * ROPE GUIDE | 1 | 1 | 1 | 1 | |
| 5-18 | 9101F4-0625 | * BOLT | 2 | 2 | 2 | 2 | |
| 5-19 | 941303-0600 | * SPRING WASHER | 2 | 2 | 2 | 2 | |
| 5-20 | 338-05019-0 | * STARTER HANDLE | 1 | 1 | 1 | 1 | |
| 5-21 | 345-05013-1 | * STARTER ROPE ϕ 5-2000 | 1 | 1 | 1 | 1 | |
| 5-22 | 338-05131-0 | * ROPE ANCHOR | 1 | 1 | 1 | 1 | |
| 5-23 | 350-05136-0 | * O-RING 2.5-4.5 | 1 | 1 | 1 | 1 | |
| 5-24 | 345-05134-0 | * ROPE ANCHOR PLATE | 1 | 1 | 1 | 1 | |
| 5-25 | 346-05116-1 | * SEALING PLATE | 1 | 1 | 1 | 1 | |
| 5-26 | 345-05225-1 | * STARTER LOCK LEVER SHAFT | 1 | 1 | 1 | 1 | |
| 5-27 | 3KM-67503-0 | STARTER SEAL | 1 | 1 | 1 | 1 | |
| 5-28 | 9101F4-0830 | BOLT | 1 | 1 | 1 | 1 | |
| 5-29 | 941303-0800 | SPRING WASHER | 1 | 1 | 1 | 1 | |

Fig. 5

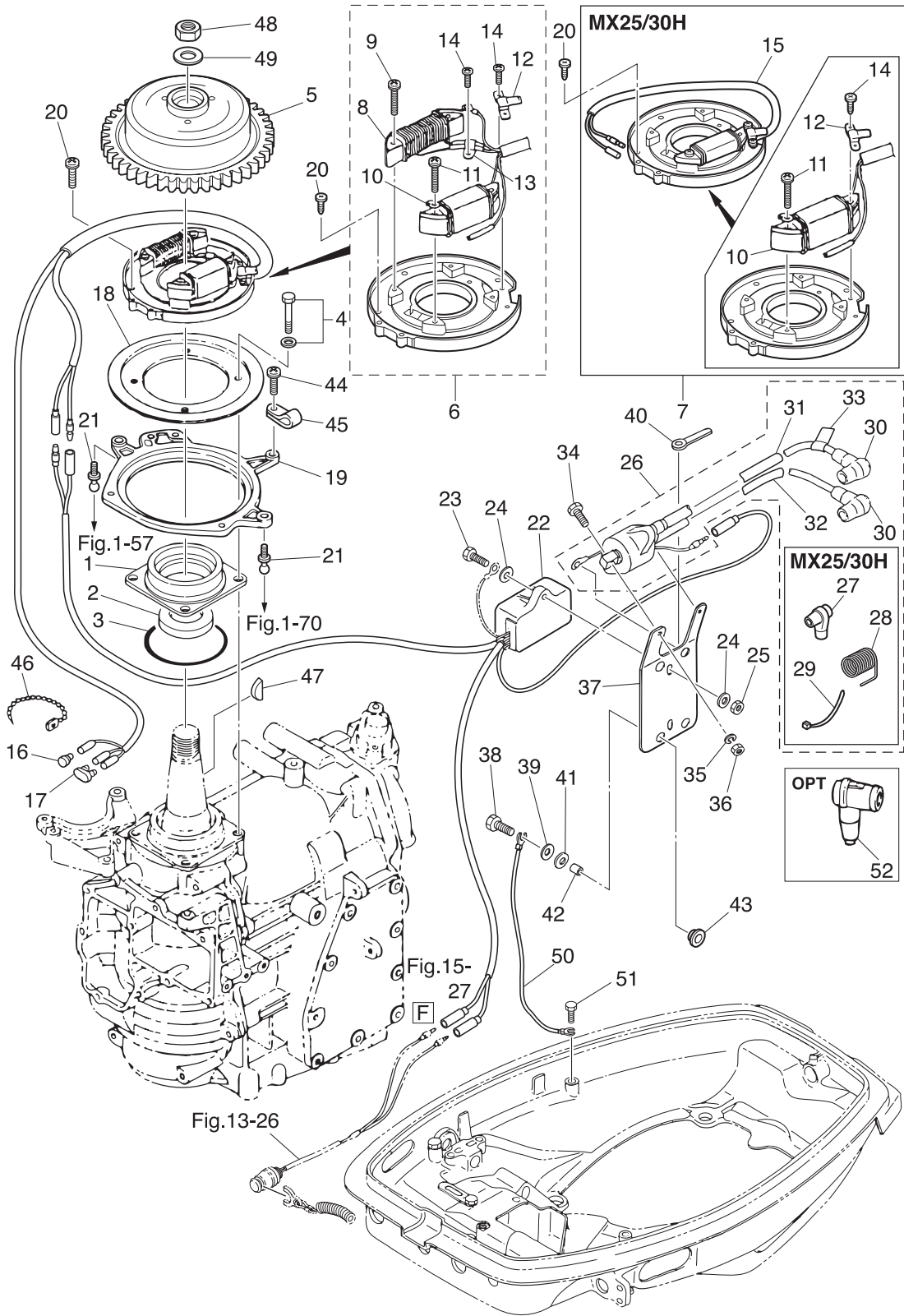
RECOIL STARTER



| Ref.No. | Part No. | Description | Q' ty | | | | Remarks |
|---------|---------------|------------------------------|--------|------|-------|-------|------------------------------------|
| | | | M25JET | M30H | MX25H | MX30H | |
| 6-1 | 345-01401-0 | MAGNETO BASEMENT | 1 | 1 | 1 | 1 | |
| 6-2 | 126-00121-0 | OIL SEAL 30-45-8 | 1 | 1 | 1 | 1 | |
| 6-3 | 338-01403-0 | O-RING 2-55.5 | 1 | 1 | 1 | 1 | |
| 6-4 | 910121-6620 | BOLT | 4 | 4 | 4 | 4 | |
| 6-5 | 3P0-06091-1 | FLYWHEEL W/GEAR | 1 | 1 | 1 | 1 | FP 5531 |
| 6-6 | 3P0-06002-1 | COIL PLATE ASSY W/ALTERNATOR | 1 | 1 | | | for M25/30H & 25JET |
| 6-7 | 3LD-06102-0 | COIL PLATE ASSY | | | 1 | 1 | for MX25/30H without Alternator |
| 6-8 | 3P0-06023-0 | * ALTERNATOR ASSY | 1 | 1 | | | for M25/30H & 25JET |
| 6-9 | 921521-6528 | * SCREW | 2 | 2 | | | for M25/30H & 25JET |
| 6-10 | 3G3-06021-1 | * EXCITER COIL | 1 | 1 | 1 | 1 | ALL |
| 6-11 | 921521-6525 | * SCREW | 2 | 2 | 2 | 2 | ALL |
| 6-12 | 350-06025-0 | * HOLDER | 1 | 1 | 1 | 1 | ALL |
| 6-13 | 3G2-06025-1 | * HOLDER | 1 | 1 | | | for M25/30H & 25JET |
| 6-14 | 1 921521-6406 | * SCREW | 3 | 3 | | | for M25/30H & 25JET |
| 6-14 | 2 921521-6406 | * SCREW | | | 2 | 2 | for MX25/30H |
| 6-15 | 3LD-06133-0 | * PROTECTOR | | | 1 | 1 | for MX25/30H |
| 6-16 | 3A3-76037-0 | CABLE TERMINAL PLUG | 1 | 1 | | | for M25/30H & 25JET |
| 6-17 | 353-76037-0 | CABLE TERMINAL PLUG | 1 | 1 | | | for M25/30H & 25JET |
| 6-18 | 346-63722-2 | GUIDE PLATE | 1 | 1 | 1 | 1 | |
| 6-19 | 353-63723-1 | SETTING RING | 1 | 1 | 1 | 1 | |
| 6-20 | 921521-6510 | SCREW | 4 | 4 | 4 | 4 | |
| 6-21 | 346-05228-1 | BALL JOINT | 2 | 2 | 2 | 2 | |
| 6-22 | 3P0-06060-0 | CD UNIT | 1 | 1 | 1 | 1 | CU 2561 |
| 6-23 | 910103-6620 | BOLT | 1 | 1 | 1 | 1 | |
| 6-24 | 3C8-66308-0 | WASHER 6-16-1.5 | 2 | 2 | 2 | 2 | |
| 6-25 | 930103-0600 | NUT | 1 | 1 | 1 | 1 | |
| 6-26 | 1 3A0-06048-1 | IGNITION COIL ASSY W/LABEL | 1 | 1 | | | IG 7302 for M25/30H & 25JET |
| 6-26 | 2 3KK-06049-0 | IGNITION COIL ASSY W/LABEL | | | 1 | 1 | IG 7302 for MX25/30H |
| 6-27 | 3M2-06921-0 | * PLUG CAP | | | 2 | 2 | for MX25/30H |

Fig. 6

MAGNETO

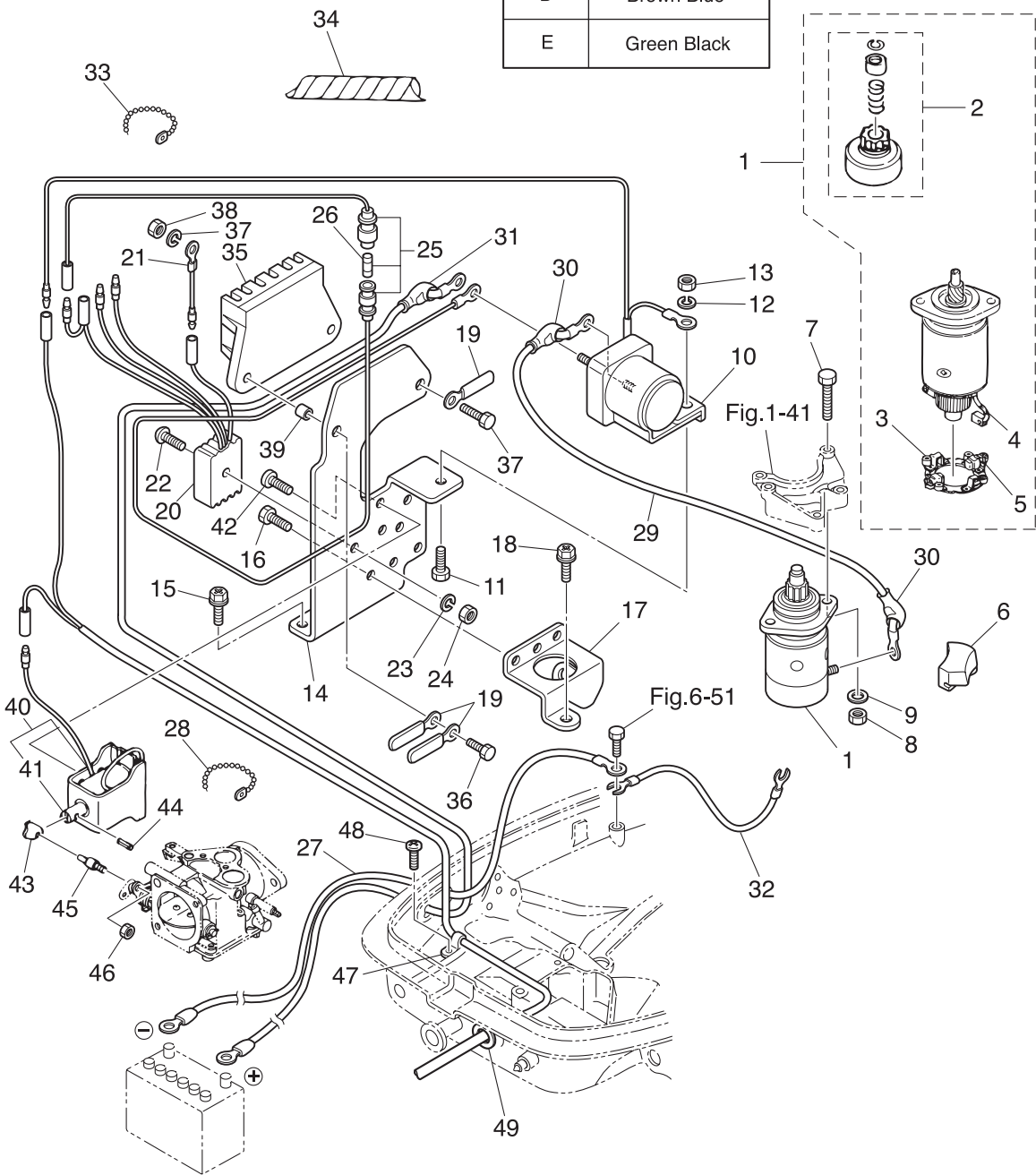
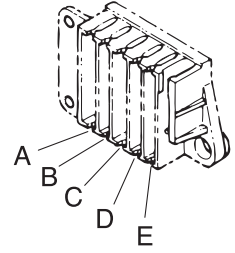


| Ref.No. | Part No. | Description | Q'ty | | | | Remarks |
|---------|-------------|-------------------------|---------------|------|-------|-------|---------------------------------------|
| | | | 25JET M25H | M30H | MX25H | MX30H | |
| 6-28 | 3M2-06926-0 | * PLUG CAP TERMINAL | | | 2 | 2 | for MX25/30H |
| 6-29 | 3T5-84398-0 | * BAND 104 | | | 2 | 2 | for MX25/30H |
| 6-30 | 346-06999-0 | * PLUG CAP W/RESISTANCE | 2 | 2 | | | for M25/30H & 25JET |
| 6-31 | 3Y9-06157-0 | * PROTECTOR | 1 | 1 | 1 | 1 | #1 |
| 6-32 | 3P0-06157-0 | * PROTECTOR | 1 | 1 | 1 | 1 | #2 |
| 6-33 | 3C8-72181-0 | * CAUTION DECAL (B) | 1 | 1 | 1 | 1 | |
| 6-34 | 910103-5625 | BOLT | 2 | 2 | 2 | 2 | |
| 6-35 | 941303-0600 | SPRING WASHER | 2 | 2 | 2 | 2 | |
| 6-36 | 930103-0600 | NUT | 2 | 2 | 2 | 2 | |
| 6-37 | 3A0-06322-1 | PLATE | 1 | 1 | 1 | 1 | |
| 6-38 | 910103-6625 | BOLT | 3 | 3 | 3 | 3 | |
| 6-39 | 3C8-66308-0 | WASHER 6-16-1.5 | 3 | 3 | 3 | 3 | |
| 6-40 | 3T4-06972-1 | CLAMP 6.5-87P | 1 | 1 | 1 | 1 | |
| 6-41 | 3B7-06305-0 | RUBBER MOUNT 9-16-4.3 | 3 | 3 | 3 | 3 | |
| 6-42 | 3A0-76079-0 | COLLAR 6.2-9-7.4 | 3 | 3 | 3 | 3 | |
| 6-43 | 3F3-06920-0 | RUBBER MOUNT 8.5-12-2 | 3 | 3 | 3 | 3 | |
| 6-44 | 921503-5510 | SCREW | 1 | 1 | 1 | 1 | |
| 6-45 | 3P0-06915-0 | CLAMP 6.5-11L | 1 | 1 | 1 | 1 | |
| 6-46 | 336-76091-0 | LEAD WIRE BAND 100 | 1 | 1 | 1 | 1 | |
| 6-47 | 334-00131-0 | KEY | 1 | 1 | 1 | 1 | Magneto |
| 6-48 | 931121-1600 | NUT | 1 | 1 | 1 | 1 | |
| 6-49 | 334-00133-0 | WASHER 17-30-1.6 | 1 | 1 | 1 | 1 | |
| 6-50 | 3C7-76142-1 | GROUND CABLE L=170 | 1 | 1 | 1 | 1 | for MF Bottom Cowl -Electric Plate |
| 6-51 | 910103-0612 | BOLT | 1 | 1 | 1 | 1 | |
| 6-52 | 3C7-06921-0 | PLUG CAP W/RESISTANCE | 2 | 2 | 2 | 2 | OPT |
| | | | | | | | |
| | | | | | | | |
| | | | | | | | |
| | | | | | | | |

Fig. 7A

ELECTRIC PARTS (EP MODEL)

| Position | Color of lead wires |
|----------|---------------------|
| A | Yellow |
| B | White |
| C | Red |
| D | Brown Blue |
| E | Green Black |



| Ref.No. | Part No. | Description | Q' ty | | | | Remarks |
|---------|-------------|--------------------------|-------|------|-------|-------|-----------|
| | | | M25H | M30H | MX25H | MX30H | |
| 7A-1 | 346-76010-0 | STARTER MOTOR ASSY | 1 | 1 | | | |
| 7A-2 | 346-76015-0 | * PINION ASSY | 1 | 1 | | | |
| 7A-3 | 346-76014-0 | * BRUSH HOLDER | 1 | 1 | | | |
| 7A-4 | 346-76012-0 | * POSITIVE BRUSH | 1 | 1 | | | |
| 7A-5 | 346-76013-0 | * NEGATIVE BRUSH | 1 | 1 | | | |
| 7A-6 | 346-76007-0 | DAMPER | 1 | 1 | | | |
| 7A-7 | 916103-0835 | BOLT | 2 | 2 | | | |
| 7A-8 | 930103-0800 | NUT | 2 | 2 | | | |
| 7A-9 | 941303-0800 | SPRING WASHER | 2 | 2 | | | |
| 7A-10 | 346-76040-0 | STARTER SOLENOID | 1 | 1 | | | |
| 7A-11 | 910103-0616 | BOLT | 1 | 1 | | | |
| 7A-12 | 941303-0600 | SPRING WASHER | 1 | 1 | | | |
| 7A-13 | 930103-0600 | NUT | 1 | 1 | | | |
| 7A-14 | 346-76043-2 | STARTER SOLENOID BRACKET | 1 | 1 | | | |
| 7A-15 | 910903-6616 | BOLT | 2 | 2 | | | |
| 7A-16 | 910903-6508 | BOLT | 3 | 3 | | | |
| 7A-17 | 346-76081-1 | NEUTRAL SWITCH BRACKET | 1 | 1 | | | |
| 7A-18 | 910903-6616 | BOLT | 1 | 1 | | | |
| 7A-19 | 309-06972-0 | CLAMP 6.5-47.5P | 3 | 3 | | | |
| 7A-20 | 3G2-76060-0 | RECTIFIER COMPLETE | 1 | 1 | | | |
| 7A-21 | 3G2-76142-0 | GROUND CABLE | 1 | 1 | | | Rectifier |
| 7A-22 | 921503-0525 | SCREW | 1 | 1 | | | |
| 7A-23 | 941303-0500 | SPRING WASHER | 1 | 1 | | | |
| 7A-24 | 930103-0500 | NUT | 1 | 1 | | | |
| 7A-25 | 3B2-76062-0 | FUSE WIRE ASSY L=355 | 1 | 1 | | | |
| 7A-26 | 346-76212-0 | * FUSE 15A | 1 | 1 | | | |
| 7A-27 | 3B2-76120-1 | BATTERY CABLE L=2000 | 1 | 1 | | | |
| 7A-28 | 336-76091-0 | LEAD WIRE BAND 100 | 1 | 1 | | | |
| 7A-29 | 3B2-76147-2 | STARTER CABLE L=200 | 1 | 1 | | | |

Fig. 7A

ELECTRIC PARTS (EP MODEL)

| Position | Color of lead wires |
|----------|---------------------|
| A | Yellow |
| B | White |
| C | Red |
| D | Brown Blue |
| E | Green Black |

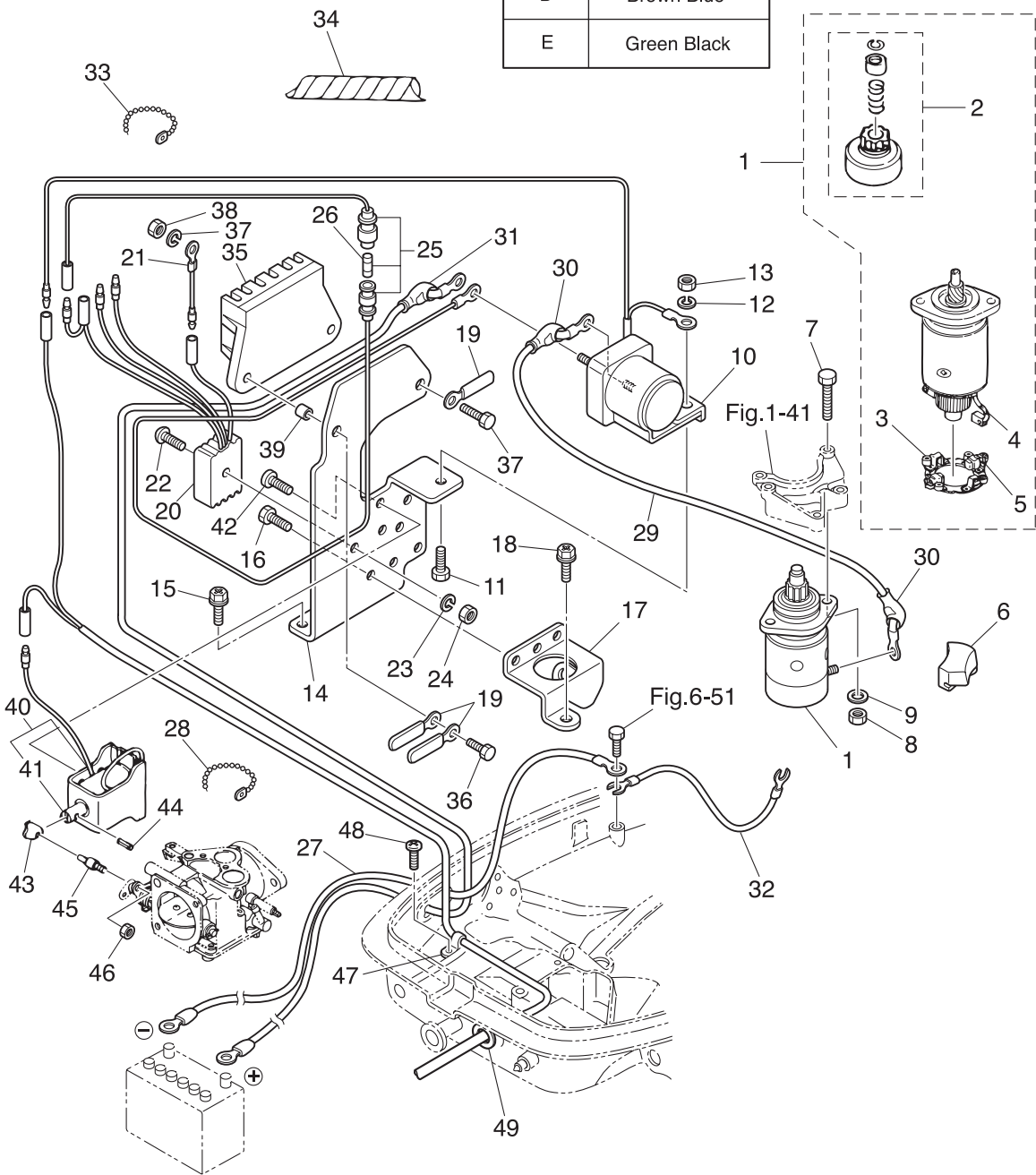
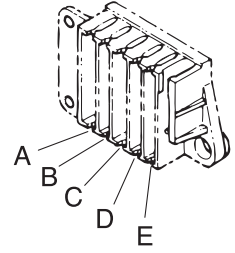


Fig. 7B

ELECTRIC PARTS (F TYPE)

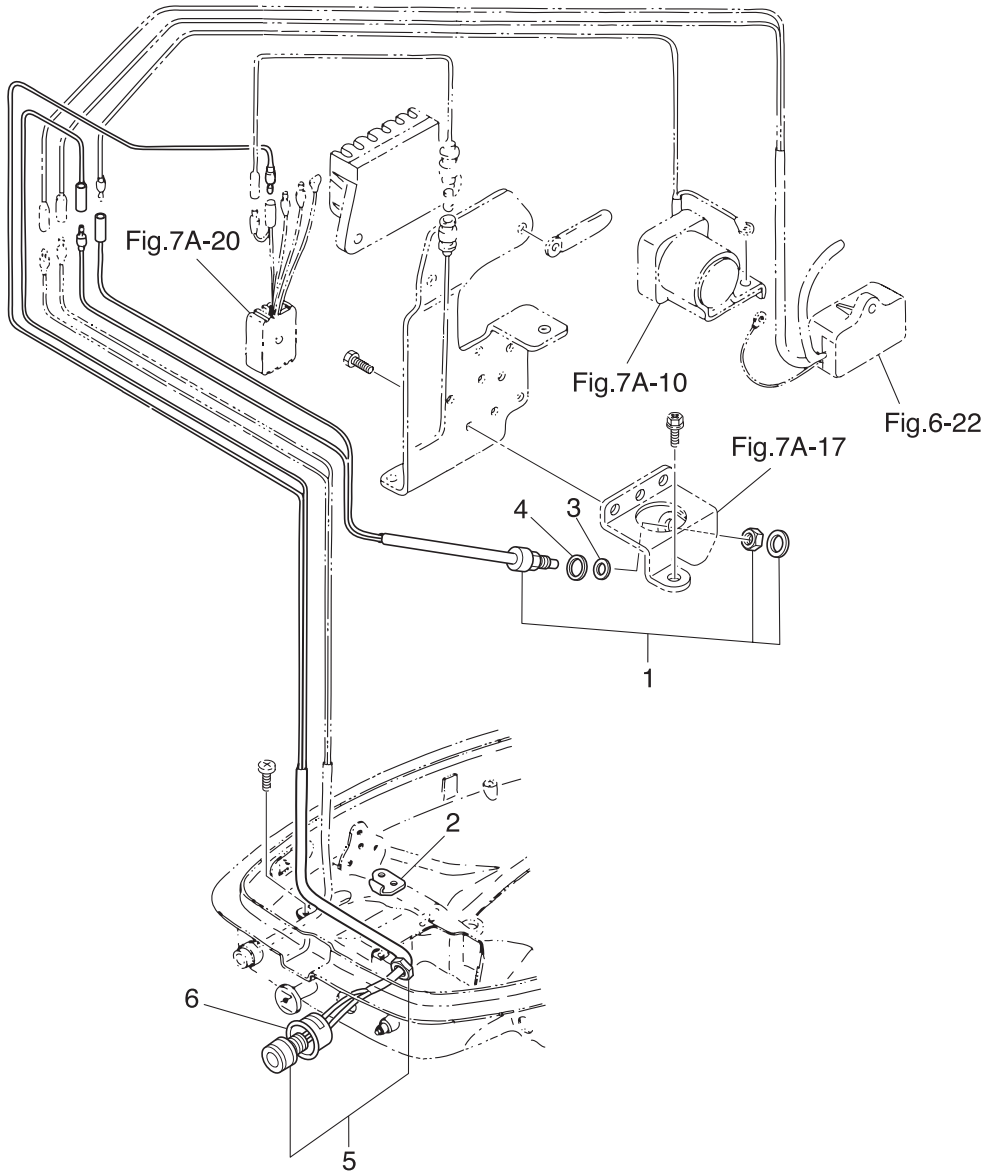


Fig. 8

DRIVE SHAFT HOUSING

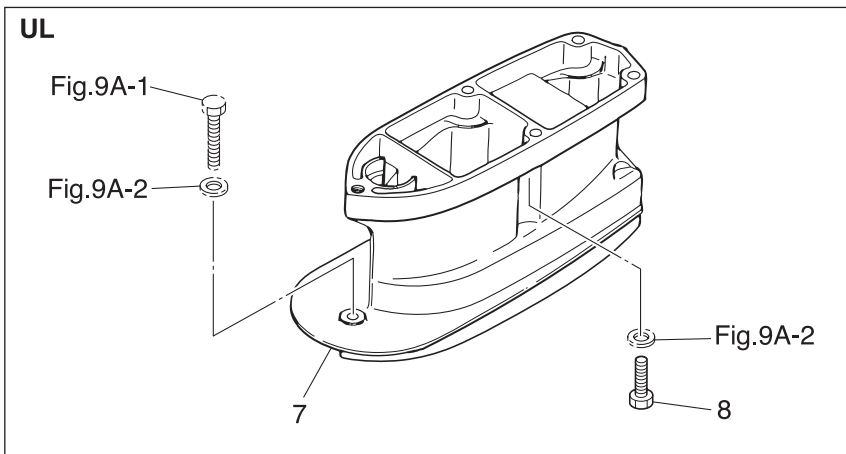
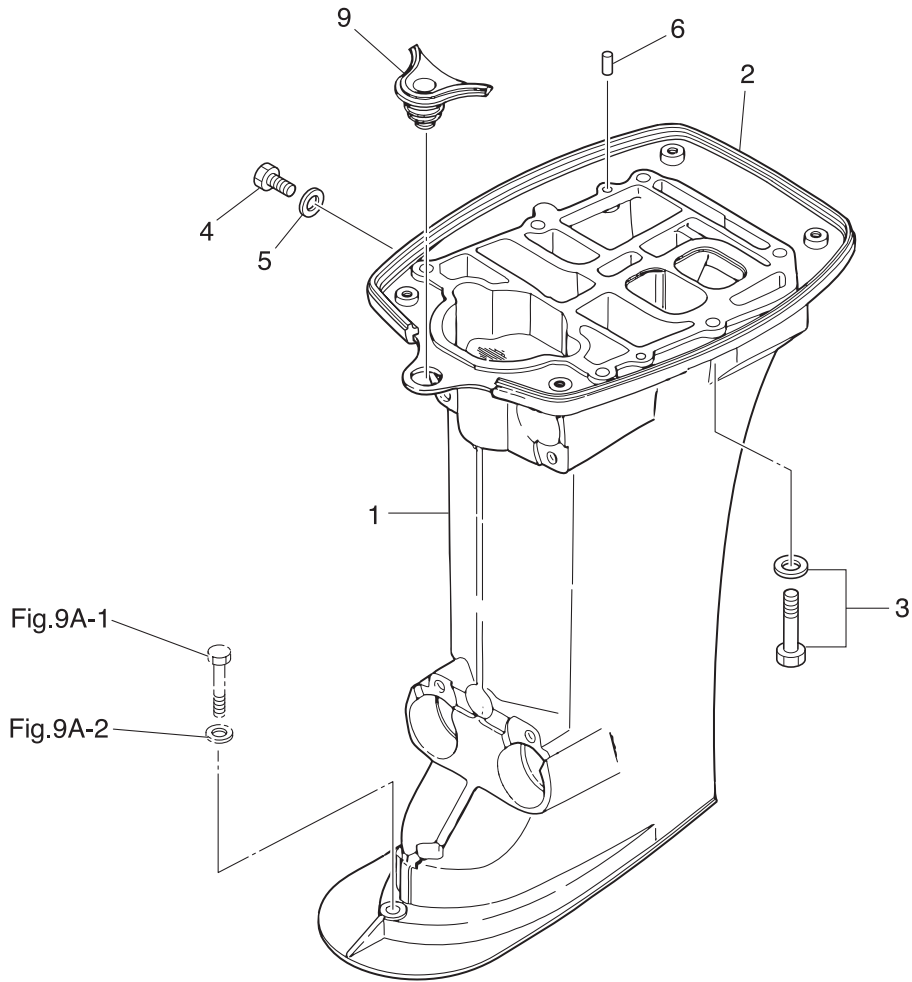
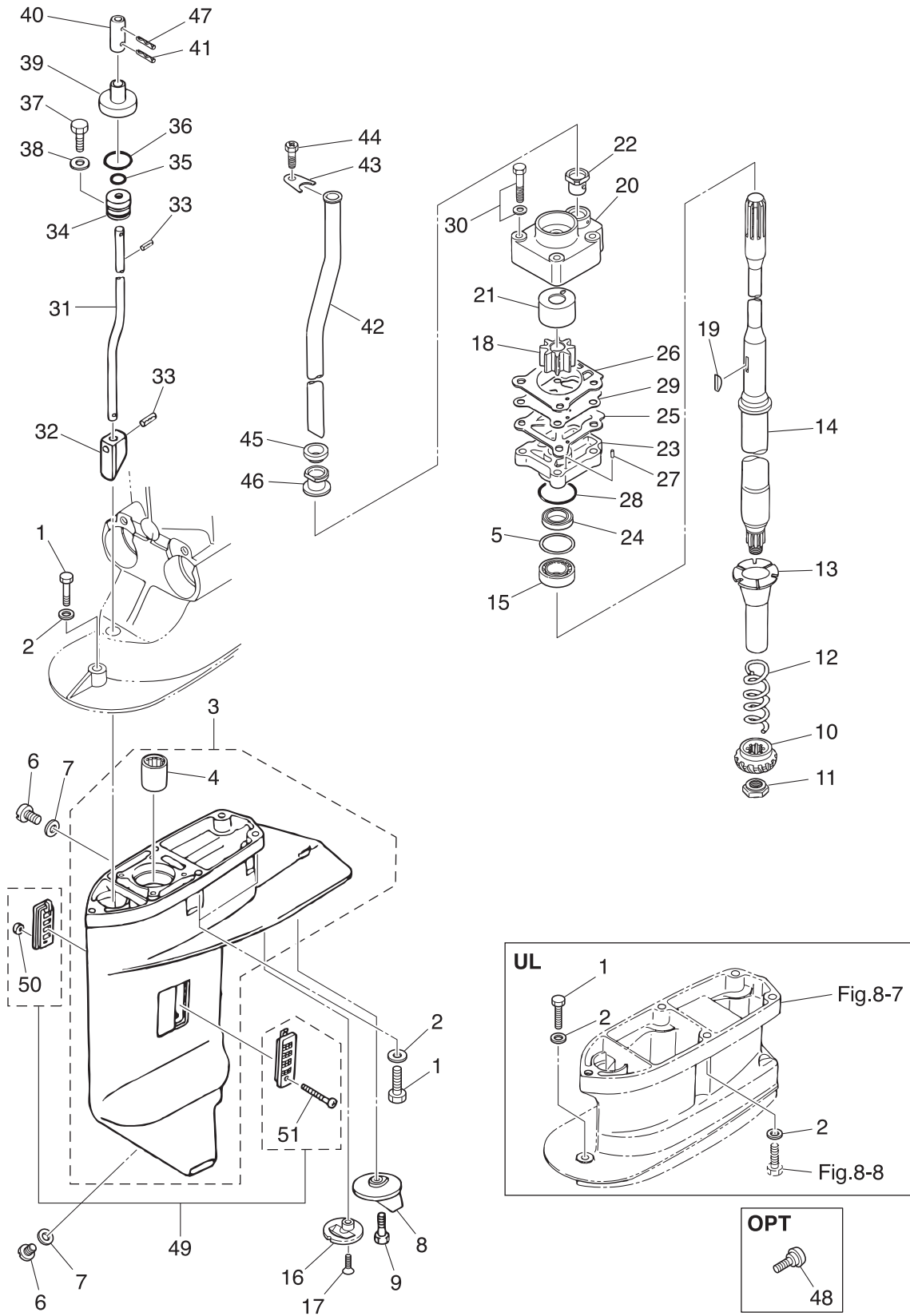


Fig. 9A

GEAR CASE (DRIVE SHAFT)

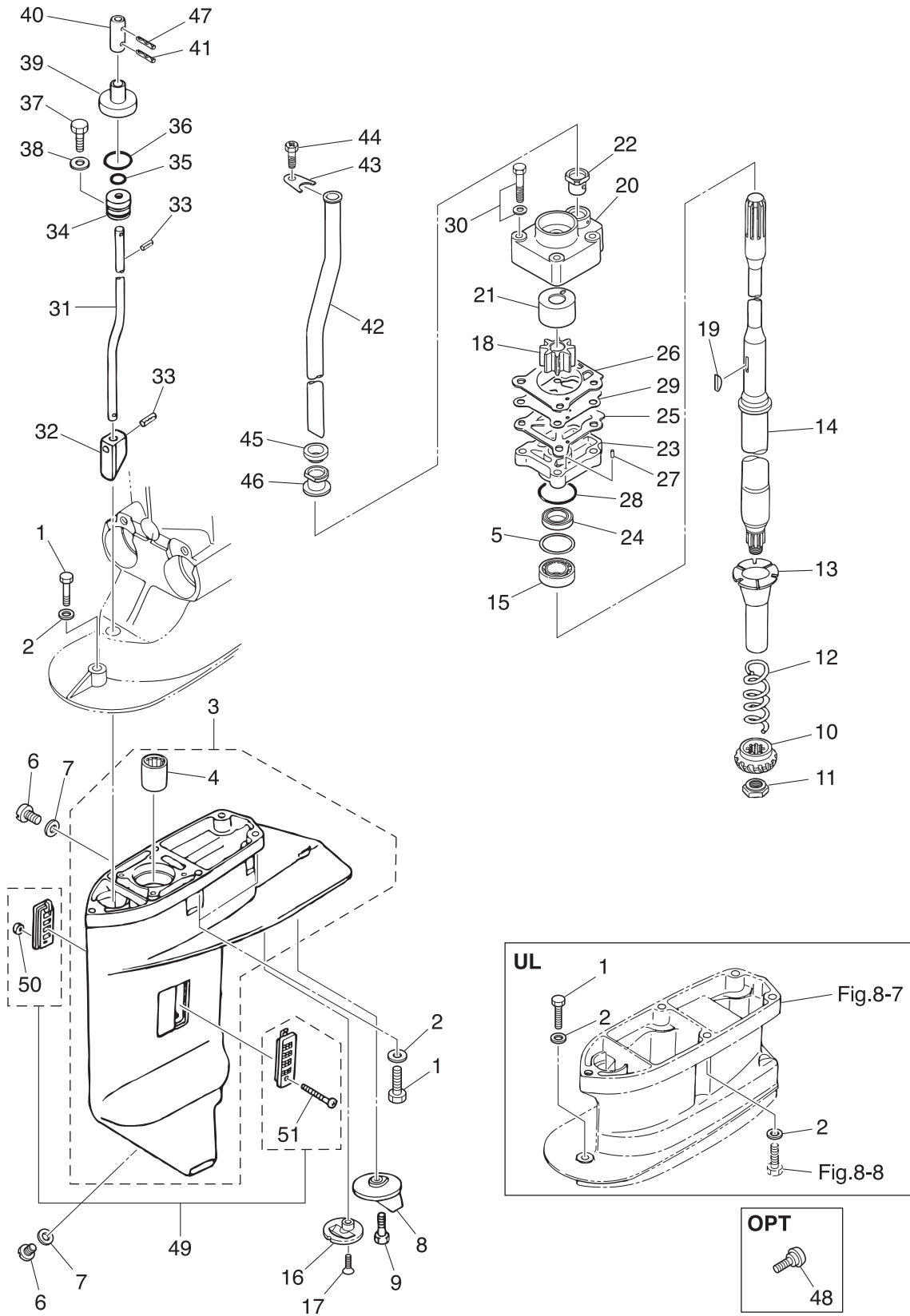


| Ref.No. | Part No. | Description | Q'ty | | | | Remarks | |
|---------|----------|-------------|------------------------------|------|------|------|---------|---|
| | | | M25H | M30H | M25H | M30H | | |
| 9A-1 | 1 | 9161E3-0845 | BOLT | 2 | 2 | 2 | 2 | for Transom "UL" Gear Case, Extension Housing |
| 9A-1 | 2 | 9161E3-0840 | BOLT | 5 | 5 | 5 | 5 | for Transom "S" Gear Case |
| 9A-1 | 3 | 9161E3-0840 | BOLT | 4 | 4 | 4 | 4 | for Transom "L" & "UL" Gear Case |
| 9A-1 | 4 | 9161E3-0845 | BOLT | 1 | 1 | 1 | 1 | for Transom "L" Gear Case |
| 9A-2 | 1 | 3P0-66233-0 | WASHER 8.1-16-1.5 | 10 | 10 | 10 | 10 | for Transom "UL" Gear Case, Extension Housing |
| 9A-2 | 2 | 3P0-66233-0 | WASHER 8.1-16-1.5 | 5 | 5 | 5 | 5 | for Transom "S" & "L" Gear Case |
| 9A-3 | | 3AEQ60000-2 | GEAR CASE ASSY | 1 | 1 | 1 | 1 | |
| 9A-4 | | 3AE-60211-0 | * ROLLER BEARING 20-27-30 | 1 | 1 | 1 | 1 | |
| 9A-5 | 1 | 346-64081-0 | SHIM 35-41.9-0.1 | A | A | A | A | |
| 9A-5 | 2 | 346-64082-0 | SHIM 35-41.9-0.15 | A | A | A | A | |
| 9A-5 | 3 | 346-64083-0 | SHIM 35-41.9-0.3 | A | A | A | A | |
| 9A-5 | 4 | 346-64084-0 | SHIM 35-41.9-0.5 | A | A | A | A | |
| 9A-6 | | 332-60005-2 | PLUG 8-8 | 2 | 2 | 2 | 2 | |
| 9A-7 | | 332-60006-0 | GASKET 8.1-15-1 | 2 | 2 | 2 | 2 | |
| 9A-8 | | 3C8-60217-1 | TRIM TAB | 1 | 1 | 1 | 1 | |
| 9A-9 | | 910103-5620 | BOLT | 1 | 1 | 1 | 1 | |
| 9A-10 | | 346-64020-1 | BEVEL GEAR B | 1 | 1 | 1 | 1 | |
| 9A-11 | | 346-64027-1 | NUT | 1 | 1 | 1 | 1 | |
| 9A-12 | | 346-64327-0 | DRIVE SHAFT SPRING | 1 | 1 | 1 | 1 | |
| 9A-13 | | 346-64328-0 | DRIVE SHAFT SPRING GUIDE | 1 | 1 | 1 | 1 | |
| 9A-14 | 1 | 346-64301-5 | DRIVE SHAFT (S) | 1 | 1 | 1 | 1 | for Transom "S" |
| 9A-14 | 2 | 346-64302-5 | DRIVE SHAFT (L) | 1 | 1 | 1 | 1 | for Transom "L" |
| 9A-14 | 3 | 346-64303-5 | DRIVE SHAFT (UL) | 1 | 1 | 1 | 1 | for Transom "UL" |
| 9A-15 | | 346-60213-0 | TAPERED ROLLER BEARING 32004 | 1 | 1 | 1 | 1 | |
| 9A-16 | | 369-60206-0 | WATER STRAINER | 1 | 1 | 1 | 1 | Sub Water Stranier |
| 9A-17 | | 920803-0620 | SCREW | 1 | 1 | 1 | 1 | |
| 9A-18 | | 345-65021-0 | WATER PUMP IMPELLER | 1 | 1 | 1 | 1 | |
| 9A-19 | | 332-65022-0 | KEY | 1 | 1 | 1 | 1 | |
| 9A-20 | | 348-65016-1 | PUMP CASE (UPPER) | 1 | 1 | 1 | 1 | |

| Ref.No. | Part No. | Description | Q' ty | | | | Remarks |
|---------|---------------|-------------------------|--------|------|-------|-------|----------------------------|
| | | | M25JET | M30H | MX25H | MX30H | |
| 9A-21 | 348-65011-0 | PUMP CASE LINER | 1 | 1 | 1 | 1 | |
| 9A-22 | 3B7-65014-0 | WATER PIPE SEAL (LOWER) | 1 | 1 | 1 | 1 | |
| 9A-23 | 346-65017-2 | PUMP CASE (LOWER) | 1 | 1 | 1 | 1 | |
| 9A-24 | 346-65013-0 | OIL SEAL 17-30-9 | 1 | 1 | 1 | 1 | |
| 9A-25 | 348-65029-1 | GUIDE PLATE GASKET | 1 | 1 | 1 | 1 | |
| 9A-26 | 348-65018-0 | PUMP CASE GASKET | 1 | 1 | 1 | 1 | |
| 9A-27 | 334-65012-0 | DOWEL PIN 4-10 | 2 | 2 | 2 | 2 | |
| 9A-28 | 336-62415-0 | O-RING 3.5-36 | 1 | 1 | 1 | 1 | |
| 9A-29 | 348-65025-0 | WATER PUMP GUIDE PLATE | 1 | 1 | 1 | 1 | |
| 9A-30 | 9101E3-5652 | BOLT | 4 | 4 | 4 | 4 | |
| 9A-31 | 1 346-66012-1 | CAM ROD (S) | 1 | 1 | 1 | 1 | for Transom "S" |
| 9A-31 | 2 346-66013-1 | CAM ROD (L) | 1 | 1 | 1 | 1 | for Transom "L" |
| 9A-31 | 3 346-66014-1 | CAM ROD (UL) | 1 | 1 | 1 | 1 | for Transom "UL" |
| 9A-32 | 3C8-66011-0 | CLUTCH CAM | 1 | 1 | 1 | 1 | |
| 9A-33 | 951407-0312 | SPRING PIN 3-12 | 2 | 2 | 2 | 2 | |
| 9A-34 | 3C8-66031-1 | CAM ROD BUSHING | 1 | 1 | 1 | 1 | |
| 9A-35 | 332-66021-0 | O-RING 2.4-5.8 | 1 | 1 | 1 | 1 | |
| 9A-36 | 3C8-66032-0 | O-RING 3.5-21.7 | 1 | 1 | 1 | 1 | |
| 9A-37 | 910103-6612 | BOLT | 1 | 1 | 1 | 1 | |
| 9A-38 | 3C8-66308-0 | WASHER 6-16-1.5 | 1 | 1 | 1 | 1 | |
| 9A-39 | 346-66037-0 | CAM ROD HOLDER | 1 | 1 | 1 | 1 | for Transom "UL" |
| 9A-40 | 346-66241-1 | SHIFT ROD JOINT | 1 | 1 | 1 | 1 | |
| 9A-41 | 951403-0312 | SPRING PIN 3-12 | 1 | 1 | 1 | 1 | Cam Rod |
| 9A-42 | 1 346-65100-0 | WATER PIPE (S) | 1 | 1 | 1 | 1 | for Transom "S" & 25JET |
| 9A-42 | 2 346-65110-0 | WATER PIPE (L) | 1 | 1 | 1 | 1 | for Transom "L" |
| 9A-42 | 3 346-65120-0 | WATER PIPE (UL) | 1 | 1 | 1 | 1 | for Transom "UL" |
| 9A-43 | 346-65203-0 | LOCK PLATE | 1 | 1 | 1 | 1 | |
| 9A-44 | 910103-0610 | BOLT | 1 | 1 | 1 | 1 | |
| 9A-45 | 346-65206-0 | WATER PIPE SEAL (UPPER) | 1 | 1 | 1 | 1 | |

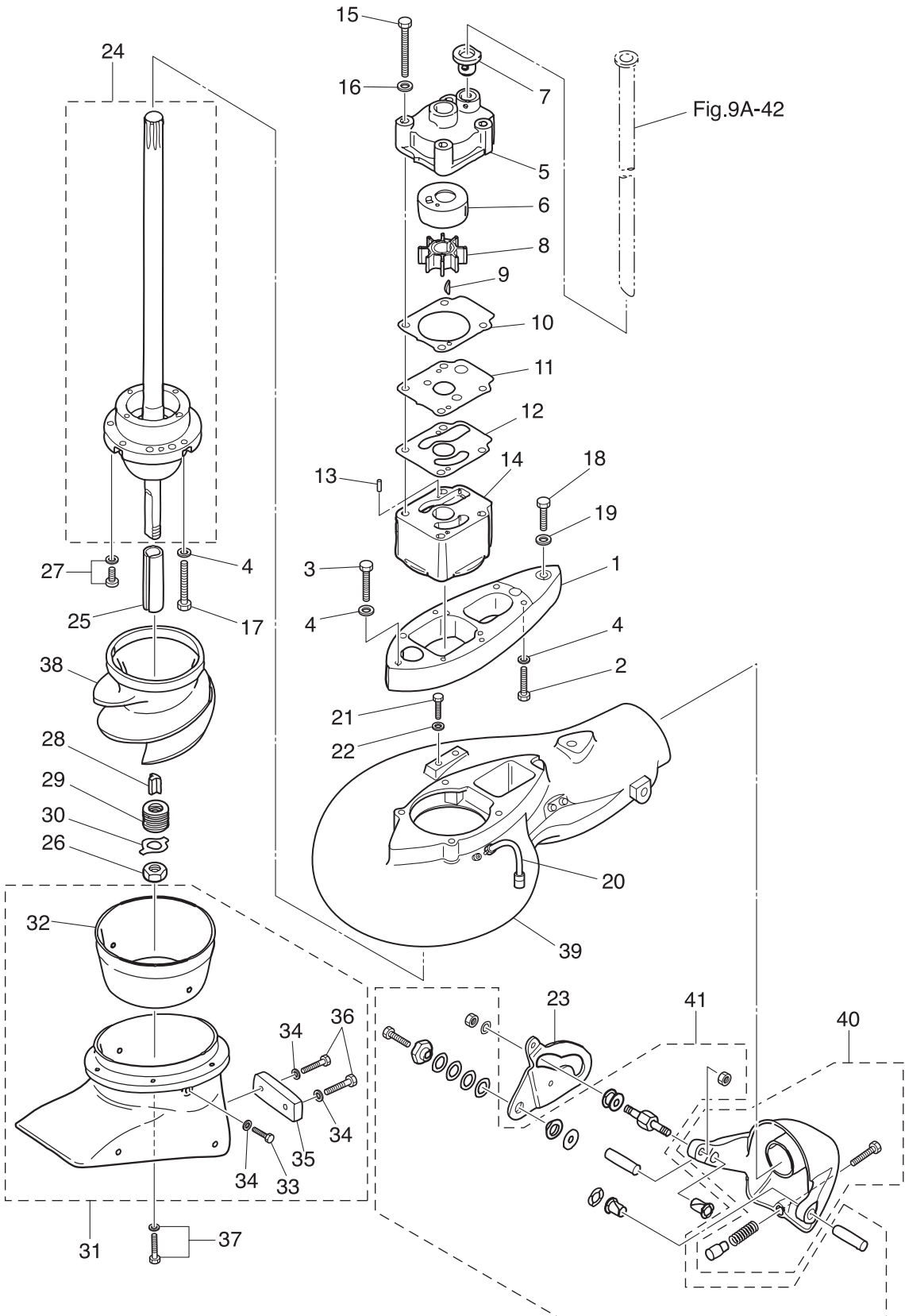
Fig. 9A

GEAR CASE (DRIVE SHAFT)



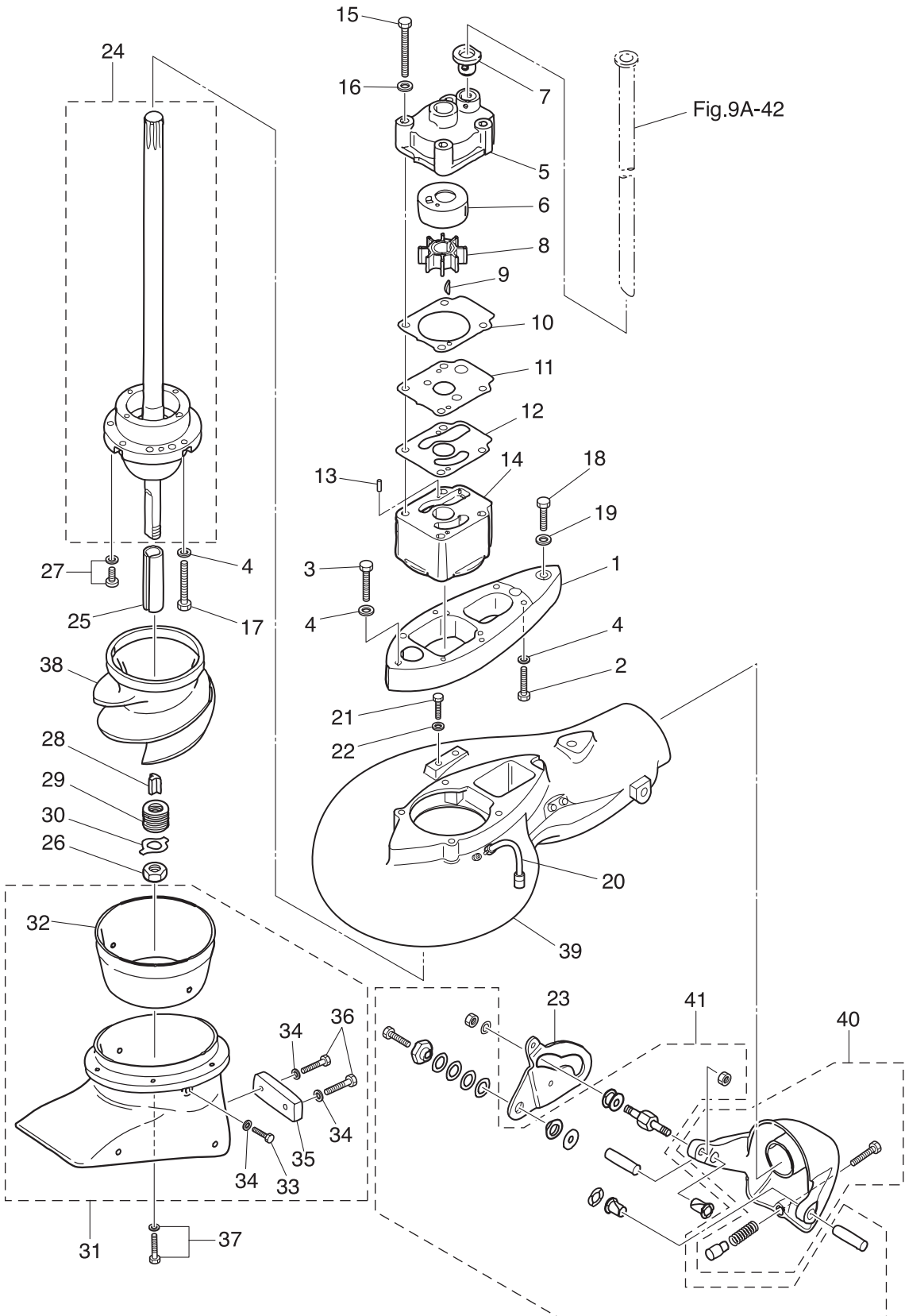
| Ref.No. | Part No. | Description | Q' ty | | | | Remarks |
|---------|---------------|------------------------------|-------|------|-------|-------|--|
| | | | M25H | M30H | MX25H | MX30H | |
| 9B-1 | 346-60215-0 | TAPERED ROLLER BEARING 30205 | 1 | 1 | 1 | 1 | |
| 9B-2 | 349Q60100-7 | PROPELLER SHAFT HOUSING ASSY | 1 | 1 | 1 | 1 | |
| 9B-3 | 346Q60101-8 | * PROPELLER SHAFT HOUSING | 1 | 1 | 1 | 1 | |
| 9B-4 | 346-60102-0 | * ROLLER BEARING 18-25-2.5 | 1 | 1 | 1 | 1 | |
| 9B-5 | 9601-0-6205 | * BALL BEARING 6205 | 1 | 1 | 1 | 1 | |
| 9B-6 | 332-60103-0 | * O-RING 3-62.5 | 1 | 1 | 1 | 1 | |
| 9B-7 | 3AC-60111-0 | * OIL SEAL 18-28-8 | 2 | 2 | 2 | 2 | |
| 9B-8 | 9101E3-5830 | BOLT | 2 | 2 | 2 | 2 | |
| 9B-9 | 346-64010-1 | BEVEL GEAR ASSY (A) | 1 | 1 | 1 | 1 | |
| 9B-10 | 1 369-64081-1 | SHIM 26.5-34.8-0.1 | A | A | A | A | |
| 9B-10 | 2 369-64082-1 | SHIM 26.5-34.8-0.15 | A | A | A | A | |
| 9B-11 | 346-64030-0 | BEVEL GEAR C | 1 | 1 | 1 | 1 | |
| 9B-12 | 346-64032-0 | WASHER 18-24-1.5 | 1 | 1 | 1 | 1 | |
| 9B-13 | 346-64211-6 | PROPELLER SHAFT | 1 | 1 | 1 | 1 | |
| 9B-14 | 332-64221-0 | SPRING | 1 | 1 | 1 | 1 | |
| 9B-15 | 350-64222-1 | SPRING RETAINER | 1 | 1 | 1 | 1 | |
| 9B-16 | 346-64215-1 | CLUTCH | 1 | 1 | 1 | 1 | |
| 9B-17 | 346-64218-0 | PIN | 1 | 1 | 1 | 1 | |
| 9B-18 | 346-64219-0 | SNAP | 1 | 1 | 1 | 1 | |
| 9B-19 | 3C8-64223-1 | PUSH ROD | 1 | 1 | 1 | 1 | |
| 9B-20 | 965002-0803 | BALL 3/8 | 1 | 1 | 1 | 1 | |
| 9B-21 | 1 346B64106-5 | PROPELLER ASSY (8") | 1 | 1 | 1 | 1 | OPT 3 x 260 x 210 |
| 9B-21 | 2 3R0B64518-0 | PROPELLER ASSY (9") | 1 | 1 | 1 | 1 | MX25/30H "UL" STD 3 x 247 x 229 |
| 9B-21 | 3 3R0B64521-0 | PROPELLER ASSY (10") | 1 | 1 | 1 | 1 | M25/30H "UL" & MX "L" STD 3 x 247 x 254 |
| 9B-21 | 4 3R0B64523-0 | PROPELLER ASSY (11") | 1 | 1 | 1 | 1 | M25/30H "L" STD 3 x 249 x 279 |
| 9B-21 | 5 3R0B64525-0 | PROPELLER ASSY (12") | 1 | 1 | 1 | 1 | MX25/30H "S" STD 3 x 249 x 305 |
| 9B-21 | 6 3R0B64527-0 | PROPELLER ASSY (13") | 1 | 1 | 1 | 1 | M25/30H "S" STD 3 x 244 x 330 |
| 9B-21 | 7 349B64529-1 | PROPELLER ASSY (14") | 1 | 1 | 1 | 1 | OPT 3 x 252 x 360 |
| 9B-22 | 3R0-87326-0 | PROPELLER HARDWARE KIT | 1 | 1 | 1 | 1 | |

Fig. 10 JET DRIVE



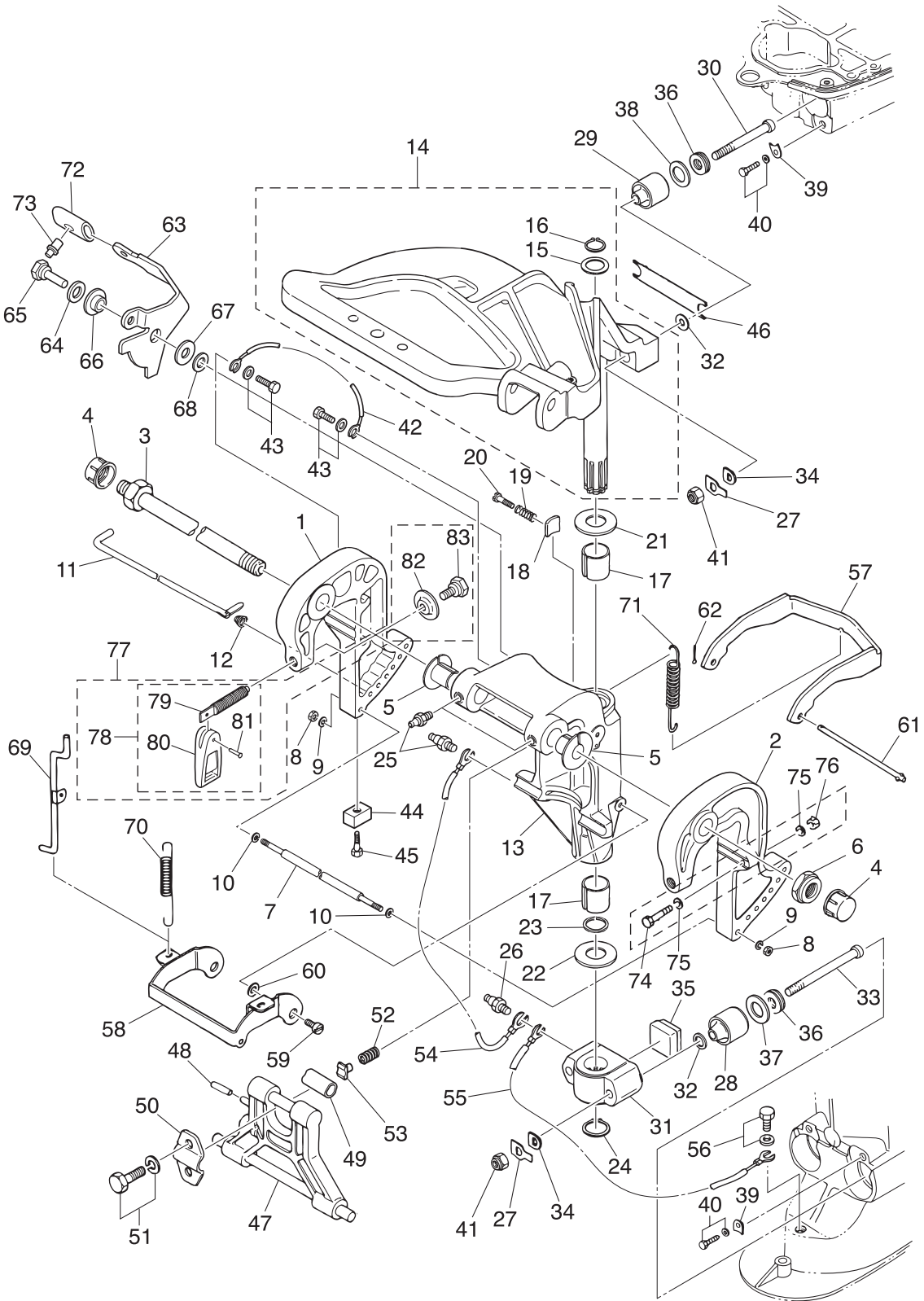
| Ref.No. | Part No. | Description | Q'ty | | | | Remarks |
|---------|-------------|--------------------------------|------|------|-------|-------|--|
| | | | M25H | M30H | MX25H | MX30H | |
| 10-1 | 3FG-04308-0 | VOLUTE HOUSING ADAPTER | 1 | | | | |
| 10-2 | 9101E3-0830 | BOLT | 4 | | | | |
| 10-3 | 9161E3-0840 | BOLT | 1 | | | | |
| 10-4 | 9402E3-0800 | WASHER | 9 | | | | Volute Housing Adpter Drive Shaft W/B HSG |
| 10-5 | 348-65016-1 | PUMP CASE (UPPER) | 1 | | | | |
| 10-6 | 348-65011-0 | PUMP CASE LINER | 1 | | | | |
| 10-7 | 3B7-65014-0 | WATER PIPE SEAL (LOWER) | 1 | | | | |
| 10-8 | 345-65021-0 | WATER PUMP IMPELLER | 1 | | | | |
| 10-9 | 332-65022-0 | KEY | 1 | | | | |
| 10-10 | 348-65018-0 | PUMP CASE GASKET | 1 | | | | |
| 10-11 | 3FG-65025-0 | WATER PUMP GUIDE PLATE | 1 | | | | |
| 10-12 | 3EF-65029-0 | GUIDE PLATE GASKET | 1 | | | | |
| 10-13 | 334-65012-0 | DOWEL PIN 4-10 | 2 | | | | |
| 10-14 | 3EF-65017-0 | PUMP CASE (LOWER) | 1 | | | | |
| 10-15 | 9101E3-0670 | BOLT | 4 | | | | |
| 10-16 | 9401E3-0600 | WASHER | 4 | | | | |
| 10-17 | 9101E3-0850 | BOLT | 4 | | | | |
| 10-18 | 3EF-60001-0 | BOLT | 1 | | | | |
| 10-19 | 9401E3-1000 | WASHER | 1 | | | | |
| 10-20 | 3EF-65304-0 | HOSE ASSY | 1 | | | | |
| 10-21 | 910103-0616 | BOLT | 2 | | | | |
| 10-22 | 940103-0600 | WASHER | 2 | | | | |
| 10-23 | 3EF-65306-0 | SHIFT CAM | 1 | | | | |
| 10-24 | 3FG-65310-0 | DRIVE SHAFT W/BEARING HSG ASSY | 1 | | | | |
| 10-25 | 3HT-64236-0 | DRIVE SLEEVE | 1 | | | | |
| 10-26 | 3EF-62139-1 | NUT | 1 | | | | |
| 10-27 | 921503-6516 | SCREW | 2 | | | | |
| 10-28 | 3HT-65022-0 | KEY | 1 | | | | |
| 10-29 | 3EF-61309-0 | SHIM | 8 | | | | |

Fig. 10 JET DRIVE



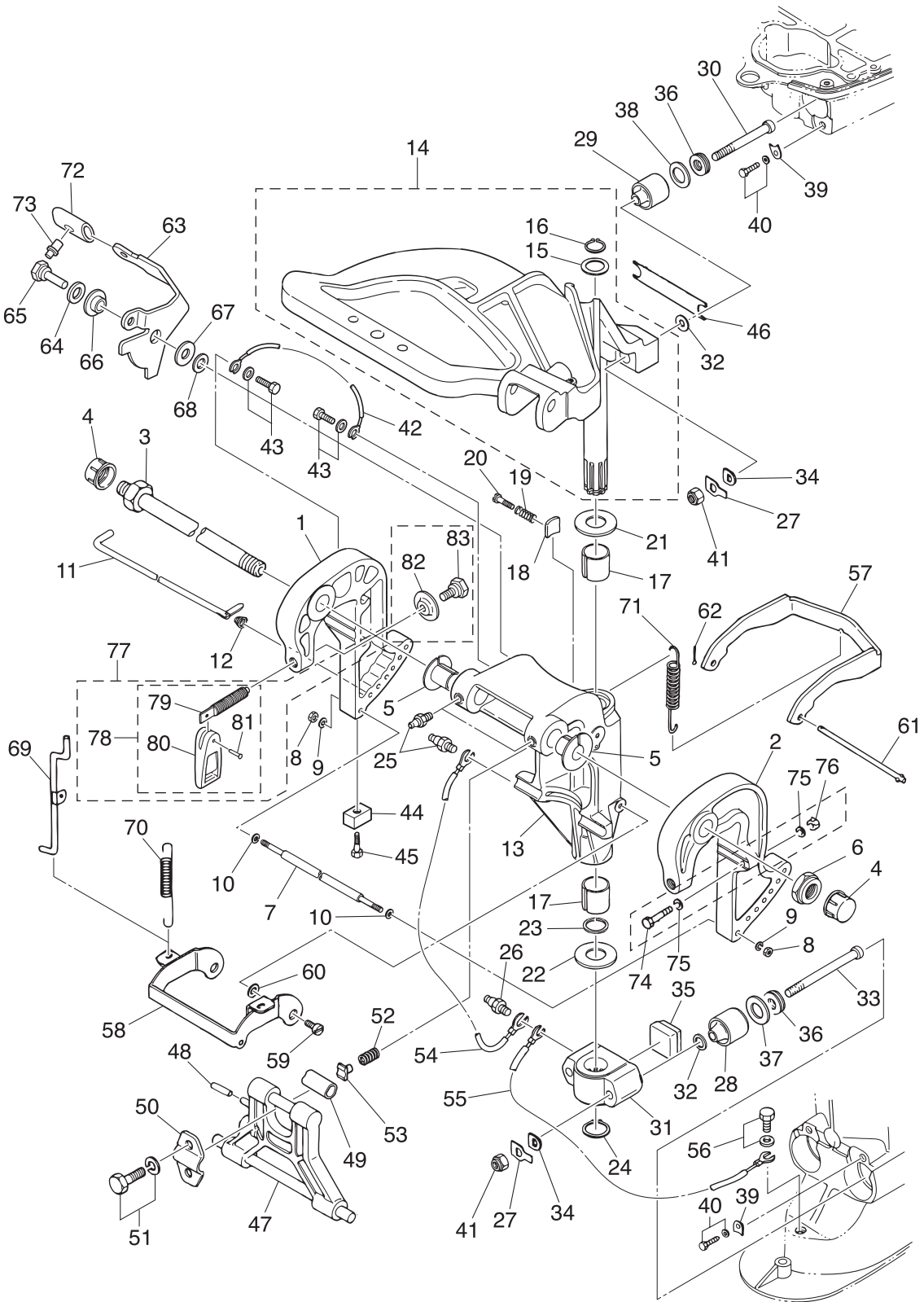
| Ref.No. | Part No. | Description | Q'ty | | | | Remarks |
|---------|-------------|--------------------------------|------|------|-------|-------|---------------------|
| | | | M25H | M30H | MX25H | MX30H | |
| 11-1 | 3AEQ62112-2 | CLAMP BRACKET (R) | 1 | 1 | 1 | 1 | Starboard Side |
| 11-2 | 3AEQ62113-2 | CLAMP BRACKET (L) | 1 | 1 | 1 | 1 | Port Side |
| 11-3 | 3AC-62191-0 | SWIVEL BRACKET SHAFT ASSY | 1 | 1 | 1 | 1 | Bracket Bolt |
| 11-4 | 346-62127-0 | CAP NUT | 2 | 2 | 2 | 2 | for MF/EF |
| 11-5 | 349-62126-0 | BUSHING | 2 | 2 | 2 | 2 | |
| 11-6 | 346-62124-1 | NYLON NUT 7/8-14 | 1 | 1 | 1 | 1 | |
| 11-7 | 346-62117-1 | DISTANCE PIECE | 1 | 1 | 1 | 1 | |
| 11-8 | 930103-0600 | NUT | 2 | 2 | 2 | 2 | |
| 11-9 | 9401E3-0600 | WASHER | 2 | 2 | 2 | 2 | Nut Side |
| 11-10 | 9401E3-0600 | WASHER | 2 | 2 | 2 | 2 | Distance Piece Side |
| 11-11 | 345-62121-1 | THRUST ROD | 1 | 1 | 1 | 1 | |
| 11-12 | 345-62122-2 | THRUST ROD SPRING | 1 | 1 | 1 | 1 | |
| 11-13 | 349Q62310-3 | SWIVEL BRACKET | 1 | 1 | 1 | 1 | |
| 11-14 | 346Q62010-1 | STEERING SHAFT ASSY | 1 | 1 | 1 | 1 | |
| 11-15 | 346-62412-1 | * WASHER 22.6-30-2 | 1 | 1 | 1 | 1 | |
| 11-16 | 945103-2200 | * C-RING | 1 | 1 | 1 | 1 | |
| 11-17 | 345-62417-0 | BUSHING 26-32 | 2 | 2 | 2 | 2 | |
| 11-18 | 345-62441-0 | FRICTION PIECE | 1 | 1 | 1 | 1 | |
| 11-19 | 346-62421-1 | FRICTION SPRING | 1 | 1 | 1 | 1 | |
| 11-20 | 9101E3-0830 | BOLT | 1 | 1 | 1 | 1 | |
| 11-21 | 3A0-62423-2 | THRUST PLATE (UPPER) 27-50-1 | 1 | 1 | 1 | 1 | |
| 11-22 | 346-62424-1 | THRUST PLATE (LOWER) 26.5-46-1 | 1 | 1 | 1 | 1 | |
| 11-23 | 3H8-62415-0 | O-RING 3.5-25.7 | 1 | 1 | 1 | 1 | |
| 11-24 | 945103-2500 | C-RING | 1 | 1 | 1 | 1 | |
| 11-25 | 344-67177-1 | GREASE FITTING | 3 | 3 | 3 | 3 | Swivel Bracket |
| 11-26 | 344-67177-1 | GREASE FITTING | 2 | 2 | 2 | 2 | Mount Bracket |
| 11-27 | 346-61323-0 | LOCK PLATE | 4 | 4 | 4 | 4 | Upper & Lower |
| 11-28 | 346-61302-1 | RUBBER MOUNT (LOWER) | 2 | 2 | 2 | 2 | |
| 11-29 | 346-61301-1 | RUBBER MOUNT (UPPER) | 2 | 2 | 2 | 2 | |

Fig. 11 BRACKET



| Ref.No. | Part No. | Description | Q'ty | | | | Remarks |
|---------|-------------|-----------------------|------|------|-------|-------|---------------------------------------|
| | | | M25H | M30H | MX25H | MX30H | |
| 11-30 | 346-61307-2 | BOLT | 2 | 2 | 2 | 2 | |
| 11-31 | 346Q61411-2 | MOUNT BRACKET | 1 | 1 | 1 | 1 | |
| 11-32 | 9401E3-1000 | WASHER | 4 | 4 | 4 | 4 | Upper & Lower |
| 11-33 | 346-61321-2 | BOLT | 2 | 2 | 2 | 2 | |
| 11-34 | 345-61322-2 | WASHER | 4 | 4 | 4 | 4 | Upper & Lower |
| 11-35 | 346-61336-0 | DAMPER (LOWER) | 1 | 1 | 1 | 1 | |
| 11-36 | 346-61333-0 | DAMPER (UPPER) | 4 | 4 | 4 | 4 | Upper & Lower |
| 11-37 | 346-61334-0 | WASHER 21-35.7-3 | 2 | 2 | 2 | 2 | |
| 11-38 | 346-61335-0 | LOCK PLATE 20-31.7-3 | 2 | 2 | 2 | 2 | |
| 11-39 | 346-61312-1 | RUBBER MOUNT RETAINER | 4 | 4 | 4 | 4 | Upper & Lower |
| 11-40 | 9101E3-5820 | BOLT | 4 | 4 | 4 | 4 | Upper & Lower |
| 11-41 | 930103-1000 | NUT 10-P1.5 | 4 | 4 | 4 | 4 | Upper & Lower |
| 11-42 | 398-62396-1 | GROUND L=130 | 1 | 1 | 1 | 1 | Clamp Bracket (R) -Swivel Bracket |
| 11-43 | 9101E3-5612 | BOLT | 2 | 2 | 2 | 2 | |
| 11-44 | 3B7-60218-1 | ANODE | 1 | 1 | 1 | 1 | Clamp Bracket (R) |
| 11-45 | 910103-5630 | BOLT | 1 | 1 | 1 | 1 | Clamp Bracket (R) |
| 11-46 | 346-61337-0 | DAMPER (UPPER) | 1 | 1 | 1 | 1 | |
| 11-47 | 349Q62993-2 | TILT STOPPER | 1 | 1 | 1 | 1 | |
| 11-48 | 951403-0640 | SPRING PIN | 1 | 1 | 1 | 1 | |
| 11-49 | 346-62437-0 | BUSHING 10.2-12-29.5 | 1 | 1 | 1 | 1 | |
| 11-50 | 346-62439-1 | SETTING PLATE | 1 | 1 | 1 | 1 | |
| 11-51 | 9101E3-5820 | BOLT | 2 | 2 | 2 | 2 | |
| 11-52 | 3C8-62421-1 | FRICTION SPRING | 1 | 1 | 1 | 1 | |
| 11-53 | 346-62438-0 | SETTING PIECE | 1 | 1 | 1 | 1 | |
| 11-54 | 3A3-62396-1 | GROUND L=110 | 1 | 1 | 1 | 1 | Swivel Bracket -Mount Bracket |
| 11-55 | 3A3-62396-1 | GROUND L=110 | 1 | 1 | 1 | 1 | Mount Bracket -Deive Shaft Housing |
| 11-56 | 9101E3-5610 | BOLT | 1 | 1 | 1 | 1 | |
| 11-57 | 346-66322-0 | REVERSE LOCK | 1 | 1 | 1 | 1 | |
| 11-58 | 349-66313-0 | REVERSE LOCK ARM | 1 | 1 | 1 | 1 | |

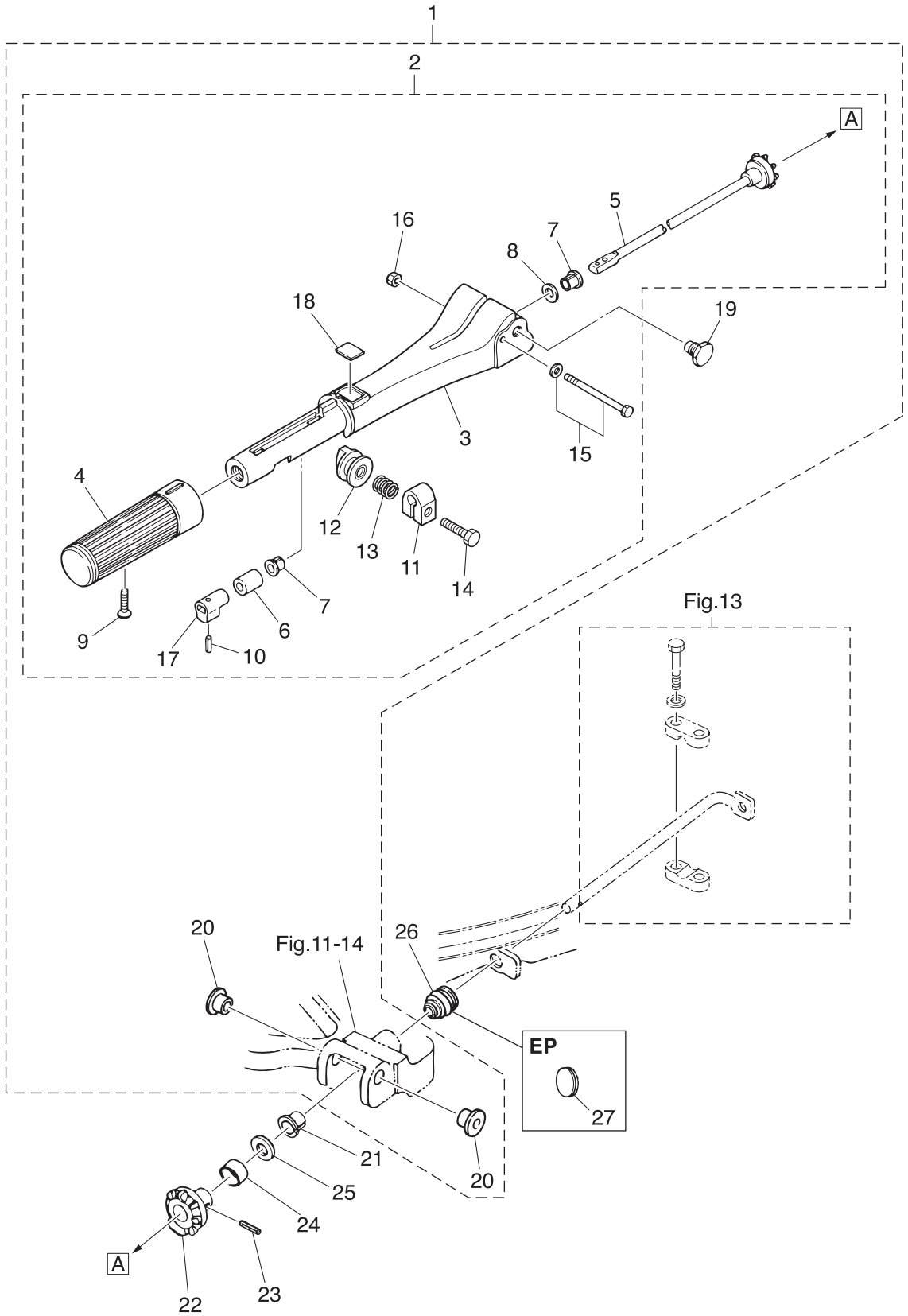
Fig. 11 BRACKET



| Ref.No. | Part No. | Description | Q' ty | | | | Remarks |
|---------|---------------|---------------------------|---------------|------|-------|-------|----------------------------|
| | | | 25JET M25H | M30H | MX25H | MX30H | |
| 11-59 | 336-66319-1 | PIVOT BOLT | 2 | 2 | 2 | 2 | |
| 11-60 | 3R0-66308-0 | WASHER 6-16-1.5 | 2 | 2 | 2 | 2 | |
| 11-61 | 346-66321-0 | REVERSE LOCK ROD | 1 | 1 | 1 | 1 | |
| 11-62 | 951503-0212 | SPLIT PIN 2-12 | 1 | 1 | 1 | 1 | |
| 11-63 | 3P0-66311-0 | REVERSE LOCK LEVER | 1 | 1 | 1 | 1 | |
| 11-64 | 940103-0800 | WASHER | 1 | 1 | 1 | 1 | |
| 11-65 | 3AL-05254-0 | SHOULDER BOLT 6-8 | 1 | 1 | 1 | 1 | |
| 11-66 | 3AL-05212-0 | BUSHING 8.1-20 | 1 | 1 | 1 | 1 | |
| 11-67 | 3AA-83719-0 | WASHER 8.5-18-1.6 | 1 | 1 | 1 | 1 | |
| 11-68 | 3R0-66308-0 | WASHER 6-16-1.5 | 1 | 1 | 1 | 1 | |
| 11-69 | 349-66312-0 | REVERSE LOCK LINK | 1 | 1 | 1 | 1 | |
| 11-70 | 346-66323-1 | REVERSE LOCK LEVER SPRING | 1 | 1 | 1 | 1 | |
| 11-71 | 1 3R0-66332-0 | REVERSE LOCK SPRING (L) | 1 | 1 | 1 | 1 | for Transom "L" & "UL" |
| 11-71 | 2 346-66331-0 | REVERSE LOCK SPRING (S) | 1 | 1 | 1 | 1 | for Transom "S" & 25JET |
| 11-72 | 3AL-66333-0 | REVERSE LOCK LEVER GRIP | 1 | 1 | 1 | 1 | |
| 11-73 | 346-66334-0 | STOPPER | 1 | 1 | 1 | 1 | |
| 11-74 | 916103-0885 | BOLT | 2 | 2 | | | for EP & 25JET |
| 11-75 | 940103-0800 | WASHER | 4 | 4 | | | for EP & 25JET |
| 11-76 | 930103-0800 | NUT | 2 | 2 | | | for EP & 25JET |
| 11-77 | 3AAQ62105-0 | CLAMP SCREW KIT | 2 | 2 | 2 | 2 | |
| 11-78 | 3AAQ62108-0 | * CLAMP SCREW ASSY | 1 | 1 | 1 | 1 | |
| 11-79 | 3AA-62106-0 | ** CLAMP SCREW | 1 | 1 | 1 | 1 | |
| 11-80 | 332Q62102-1 | ** CLAMP SCREW HANDLE | 1 | 1 | 1 | 1 | |
| 11-81 | 3C8-62104-2 | ** RIVET 3-22 | 1 | 1 | 1 | 1 | |
| 11-82 | 332-62101-1 | * CLAMP SCREW PAD | 1 | 1 | 1 | 1 | |
| 11-83 | 3C8-62107-0 | * SHOULDER BOLT | 1 | 1 | 1 | 1 | |
| | | | | | | | |
| | | | | | | | |
| | | | | | | | |

Fig. 12

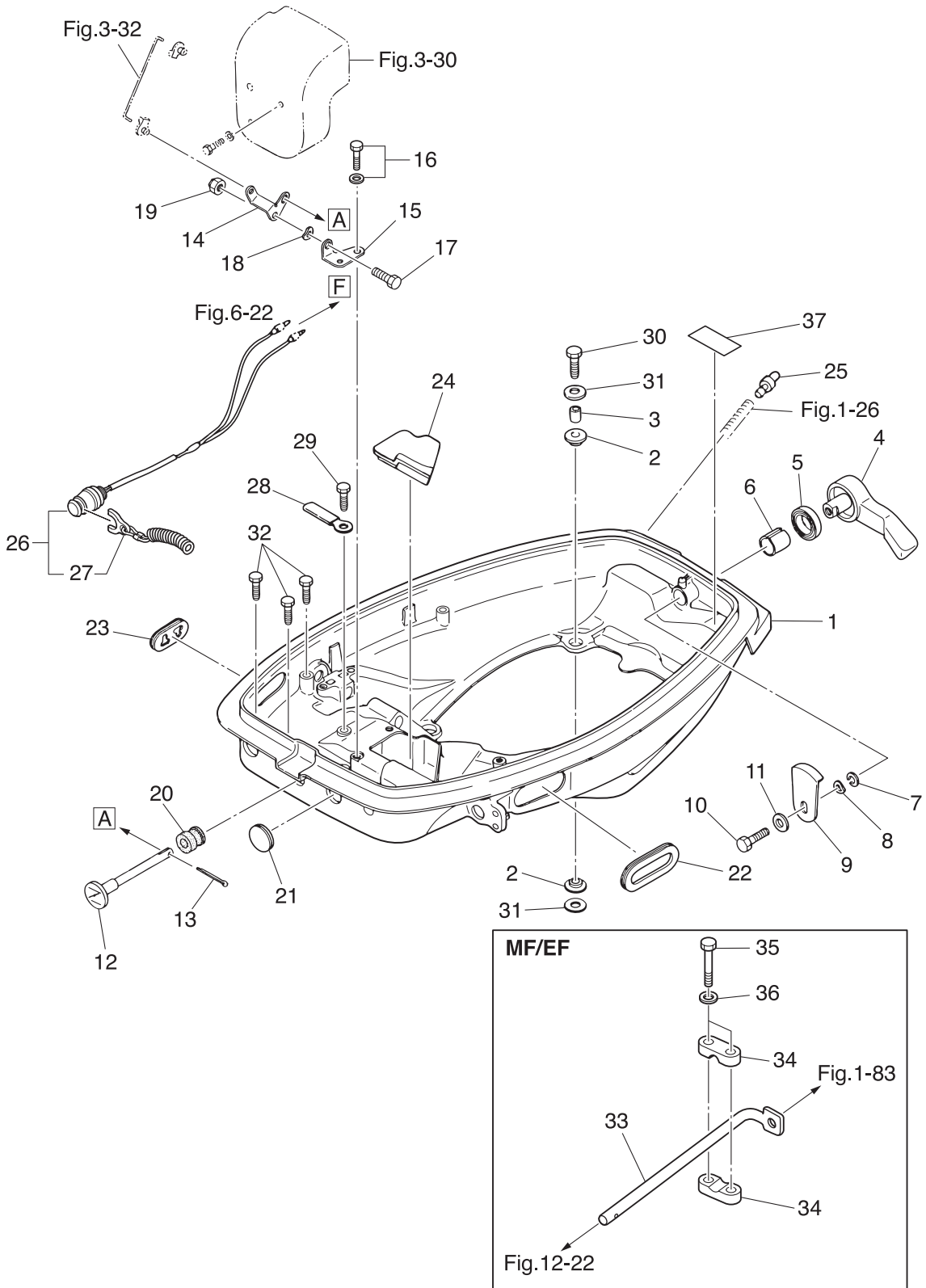
TILLER HANDLE



| Ref.No. | Part No. | Description | Q'ty | | | | Remarks |
|---------|-------------|--------------------------|------|------|-------|-------|-----------|
| | | | M25H | M30H | MX25H | MX30H | |
| 12-1 | 398Q63003-1 | TILLER HANDLE ASSY | 1 | 1 | 1 | 1 | for MF/EF |
| 12-2 | 3M3Q63005-1 | * TILLER HANDLE SUB-ASSY | 1 | 1 | 1 | 1 | |
| 12-3 | 398Q63011-1 | ** TILLER HANDLE | 1 | 1 | 1 | 1 | |
| 12-4 | 398-63012-0 | ** GRIP | 1 | 1 | 1 | 1 | |
| 12-5 | 398-63041-0 | ** THROTTLE SHAFT | 1 | 1 | 1 | 1 | |
| 12-6 | 345-63048-0 | ** THROTTLE SHAFT DAMPER | 1 | 1 | 1 | 1 | |
| 12-7 | 350-63046-0 | ** BUSHING 8.4-10-11 | 2 | 2 | 2 | 2 | |
| 12-8 | 941403-1000 | ** WAVE WASHER d=10 | 1 | 1 | 1 | 1 | |
| 12-9 | 921803-0525 | ** SCREW | 1 | 1 | 1 | 1 | |
| 12-10 | 951403-0310 | ** SPRING PIN 3-10 | 1 | 1 | 1 | 1 | |
| 12-11 | 3V1-63035-1 | ** FRICTION PIECE | 1 | 1 | 1 | 1 | |
| 12-12 | 3V1-63077-0 | ** ADJUSTING NUT | 1 | 1 | 1 | 1 | |
| 12-13 | 3V1-63036-0 | ** SPRING | 1 | 1 | 1 | 1 | |
| 12-14 | 9101E3-0625 | ** BOLT | 1 | 1 | 1 | 1 | |
| 12-15 | 9101E3-5675 | ** BOLT | 1 | 1 | 1 | 1 | |
| 12-16 | 930403-0600 | ** NYLON NUT 6-P1.0 | 1 | 1 | 1 | 1 | |
| 12-17 | 398-63053-0 | ** SPACER | 1 | 1 | 1 | 1 | |
| 12-18 | 369-72019-1 | ** THROTTLE DECAL | 1 | 1 | 1 | 1 | |
| 12-19 | 346-63201-2 | * BOLT | 2 | 2 | 2 | 2 | |
| 12-20 | 345-63207-0 | * COLLAR 9.8-12.7-7.5 | 2 | 2 | 2 | 2 | |
| 12-21 | 350-63046-0 | BUSHING 8.4-10-11 | 1 | 1 | 1 | 1 | |
| 12-22 | 346-63064-0 | UNIVERSAL PINION | 1 | 1 | 1 | 1 | |
| 12-23 | 951403-0414 | SPRING PIN 4-14 | 1 | 1 | 1 | 1 | |
| 12-24 | 346-63066-1 | COLLAR 15.9-17-9 | 1 | 1 | 1 | 1 | |
| 12-25 | 940103-0800 | WASHER | 1 | 1 | 1 | 1 | |
| 12-26 | 345-66226-0 | GROMMET 17-3 | 1 | 1 | 1 | 1 | |
| 12-27 | 345-67117-0 | GROMMET 17-2.7 | 1 | 1 | | | for EP |
| | | | | | | | |
| | | | | | | | |

Fig. 13

BOTTOM COWL



| Ref.No. | Part No. | Description | Q'ty | | | | Remarks |
|---------|---------------|---------------------------------|------|------|-------|-------|-----------|
| | | | M25H | M30H | MX25H | MX30H | |
| 13-1 | 346Q67100-3 | BOTTOM COWL | 1 | 1 | 1 | 1 | |
| 13-2 | 346-67113-0 | MOUNT 8.5-14-2.5 | 8 | 8 | 8 | 8 | |
| 13-3 | 346-67114-1 | SPACER 6.2-9-15.7 | 4 | 4 | 4 | 4 | |
| 13-4 | 338Q67141-0 | HOOK LEVER | 1 | 1 | 1 | 1 | |
| 13-5 | 338-67147-0 | SEAL RING 13.8-22-3.7 | 1 | 1 | 1 | 1 | |
| 13-6 | 350-67105-0 | HOOK LEVER BUSHING 14-16.5-17.7 | 1 | 1 | 1 | 1 | |
| 13-7 | 3C8-67146-0 | WASHER 14-22-1 | 1 | 1 | 1 | 1 | |
| 13-8 | 941403-1400 | WAVE WASHER d=14 | 1 | 1 | 1 | 1 | |
| 13-9 | 345-67142-1 | COVER HOOK | 1 | 1 | 1 | 1 | |
| 13-10 | 910103-0612 | BOLT | 1 | 1 | 1 | 1 | |
| 13-11 | 3C8-66308-0 | WASHER 6-16-1.5 | 1 | 1 | 1 | 1 | |
| 13-12 | 346-67151-1 | CHOKE ROD | 1 | 1 | 1 | 1 | |
| 13-13 | 951503-0212 | SPLIT PIN 2-12 | 1 | 1 | 1 | 1 | |
| 13-14 | 346-67152-0 | CHOKE LEVER | 1 | 1 | 1 | 1 | |
| 13-15 | 346-67153-0 | CHOKE LEVER BRACKET | 1 | 1 | 1 | 1 | |
| 13-16 | 910103-6612 | BOLT | 2 | 2 | 2 | 2 | |
| 13-17 | 910103-0614 | BOLT | 1 | 1 | 1 | 1 | |
| 13-18 | 941403-0600 | WAVE WASHER d=6 | 1 | 1 | 1 | 1 | |
| 13-19 | 930403-0600 | NYLON NUT 6-P1.0 | 1 | 1 | 1 | 1 | |
| 13-20 | 346-67104-0 | CHOKE ROD BUSHING | 1 | 1 | 1 | 1 | |
| 13-21 | 345-67161-0 | GROMMET 22-3 | 1 | 1 | 1 | 1 | |
| 13-22 | 1 346-83732-0 | GROMMET | 1 | 1 | | | for EP |
| 13-22 | 2 346-67165-0 | GROMMET | 1 | 1 | 1 | 1 | for MF/EF |
| 13-23 | 353-67162-0 | GROMMET | 1 | 1 | 1 | 1 | |
| 13-24 | 346-67161-0 | GROMMET | 1 | 1 | 1 | 1 | |
| 13-25 | 3BA-01138-0 | NIPPLE | 1 | 1 | 1 | 1 | |
| 13-26 | 398-06830-0 | STOP SWITCH ASSY | 1 | 1 | 1 | 1 | for MF/EF |
| 13-27 | 353-06821-0 | * STOP SWITCH LANYARD ASSY | 1 | 1 | 1 | 1 | |
| 13-28 | 336-06973-0 | CLAMP 6-9.5L | 1 | 1 | 1 | 1 | for MF |

Fig. 13

BOTTOM COWL

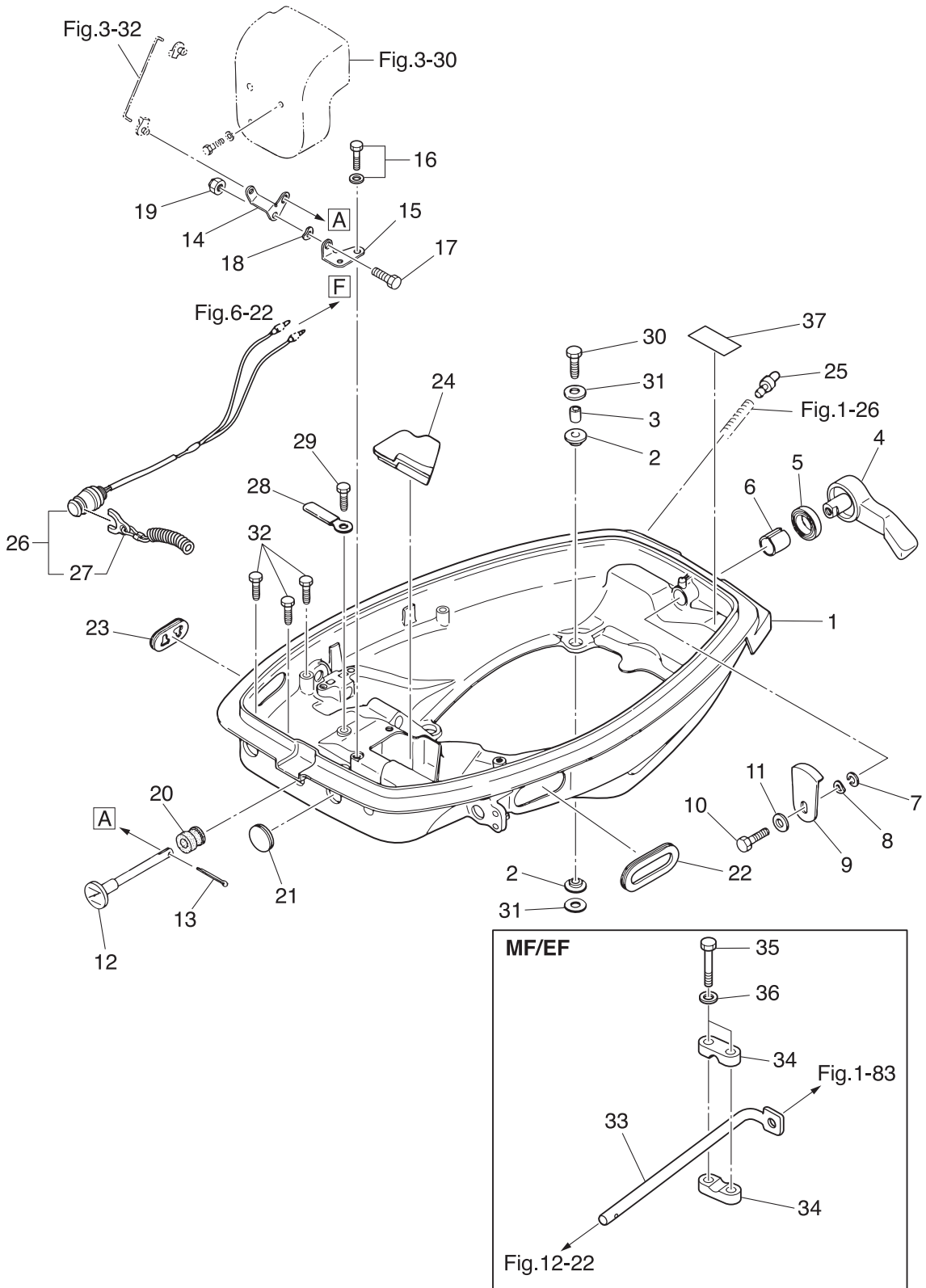
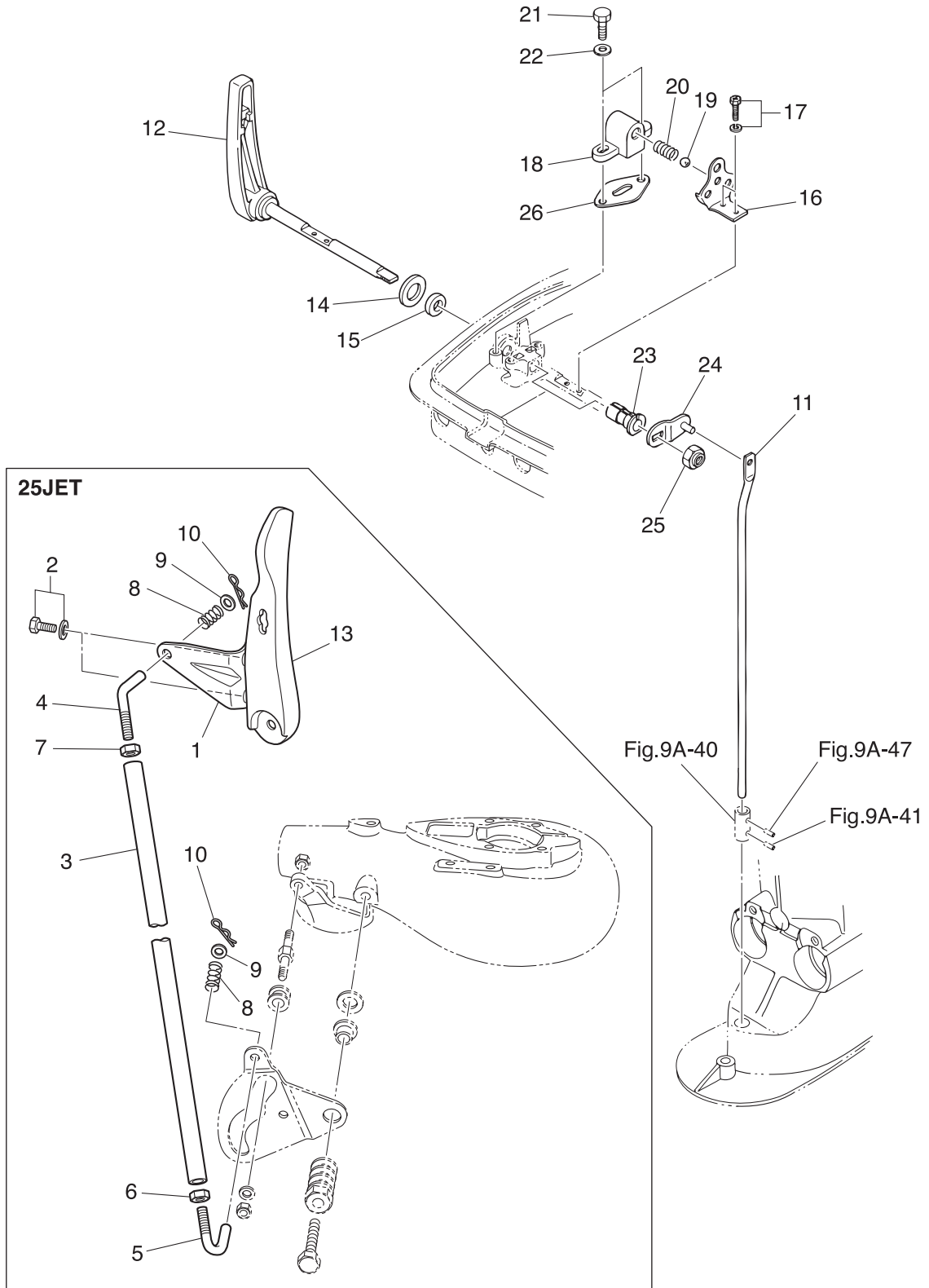


Fig. 14

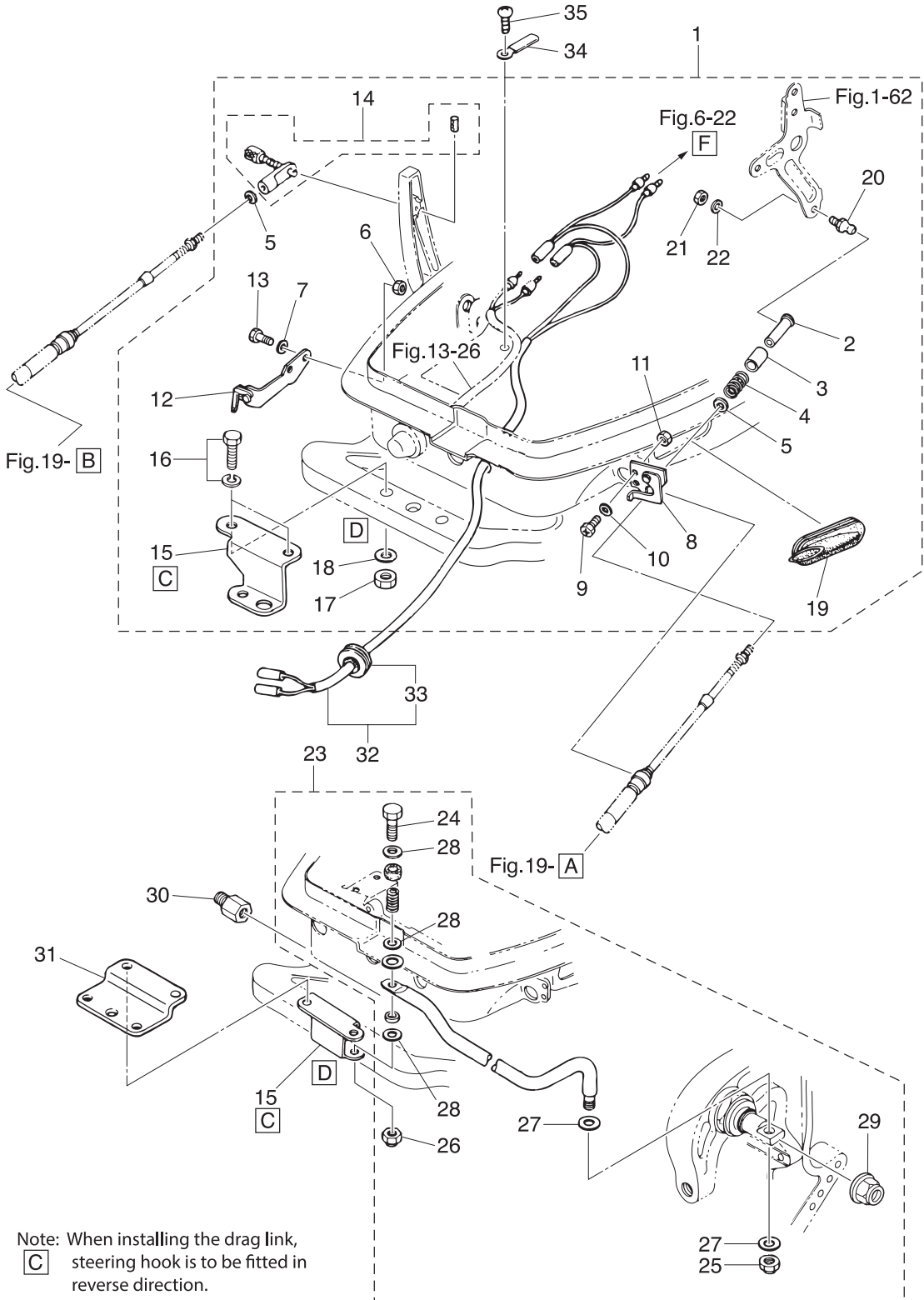
SHIFT



| Ref.No. | Part No. | Description | Q' ty | | | | Remarks |
|---------|-------------|-------------------------|---------------|------|-------|-------|-----------------------|
| | | | 25JET M25H | M30H | MX25H | MX30H | |
| 14-1 | 3FG-64293-0 | PLATE | 1 | | | | 25JET |
| 14-2 | 9101E3-5616 | BOLT | 2 | | | | 25JET |
| 14-3 | 3EF-66211-0 | SHIFT ROD | 1 | | | | 25JET |
| 14-4 | 3EF-76076-0 | LINK ROD | 1 | | | | 25JET |
| 14-5 | 3EG-76076-0 | LINK ROD | 1 | | | | 25JET |
| 14-6 | 3EF-61114-0 | NUT | 1 | | | | 25JET |
| 14-7 | 930103-0600 | NUT | 1 | | | | 25JET |
| 14-8 | 3EF-66336-0 | SPRING | 2 | | | | 25JET |
| 14-9 | 940103-0600 | WASHER | 2 | | | | 25JET |
| 14-10 | 3EF-65307-0 | SNAP PIN | 2 | | | | 25JET |
| 14-11 | 346-66211-1 | SHIFT ROD | 1 | 1 | 1 | 1 | for M25/30H, MX25/30H |
| 14-12 | 346Q66110-2 | SHIFT LEVER | 1 | 1 | 1 | 1 | for M25/30H, MX25/30H |
| 14-13 | 3FGQ66110-2 | SHIFT LEVER | 1 | | | | 25JET |
| 14-14 | 346-66138-0 | SPACER 18.2-26-3 | 1 | 1 | 1 | 1 | |
| 14-15 | 345-66137-0 | OIL SEAL 10-20-4 | 1 | 1 | 1 | 1 | |
| 14-16 | 346-66121-0 | SHIFT LEVER STOPPER | 1 | 1 | 1 | 1 | |
| 14-17 | 910903-6512 | BOLT | 2 | 2 | 2 | 2 | |
| 14-18 | 345-66115-0 | SHIFT LEVER STOP HOLDER | 1 | 1 | 1 | 1 | |
| 14-19 | 965002-1605 | BALL 5/16 | 1 | 1 | 1 | 1 | |
| 14-20 | 332-66112-0 | SPRING | 1 | 1 | 1 | 1 | |
| 14-21 | 9101F4-0616 | BOLT | 2 | 2 | 2 | 2 | |
| 14-22 | 940103-0600 | WASHER | 2 | 2 | 2 | 2 | |
| 14-23 | 346-67101-0 | BUSHING 10-12.8-28.5 | 1 | 1 | 1 | 1 | |
| 14-24 | 346-66225-1 | SHIFT ROD LEVER | 1 | 1 | 1 | 1 | |
| 14-25 | 930403-1000 | NYLON NUT 10-P1.5 | 1 | 1 | 1 | 1 | |
| 14-26 | 345-66119-0 | SHIM t=0.2 | A | A | A | A | |
| | | | | | | | |
| | | | | | | | |
| | | | | | | | |

Fig. 15

REMOTE CONTROL PARTS

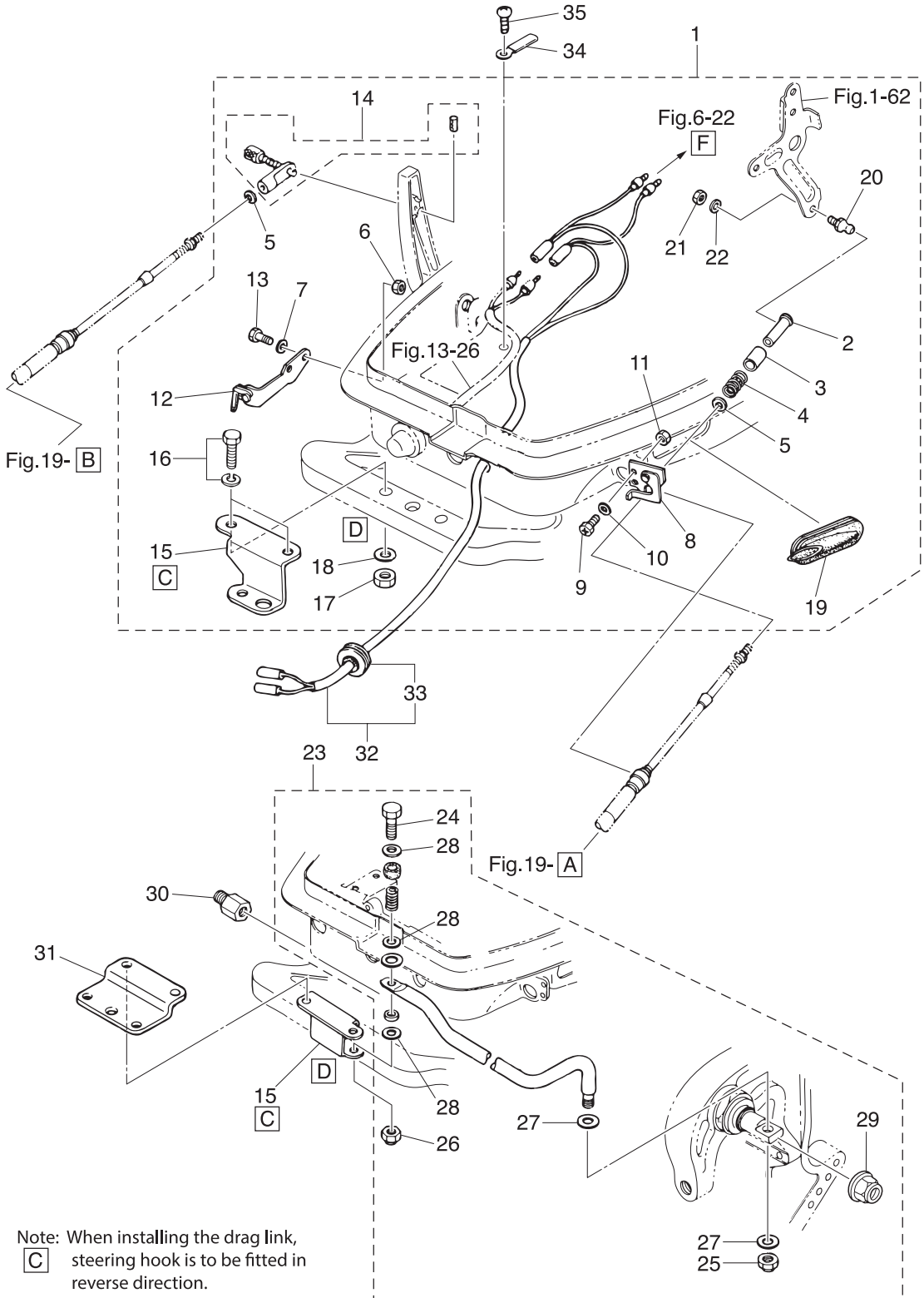


Note: When installing the drag link, **C** steering hook is to be fitted in reverse direction.

| Ref.No. | Part No. | Description | Q'ty | | | | Remarks |
|---------|-------------|-----------------------------|------|------|-------|-------|---------|
| | | | M25H | M30H | MX25H | MX30H | |
| 15-1 | 3A1-83880-1 | REMOTE CONTROL FITTING ASSY | 1 | 1 | | | |
| 15-2 | 3A1-83722-0 | * BALL JOINT HOLDER | 1 | 1 | | | |
| 15-3 | 332-83723-0 | * HOLDER CAP | 1 | 1 | | | |
| 15-4 | 332-83724-0 | * SPRING | 1 | 1 | | | |
| 15-5 | 332-83725-0 | * WASHER 5.5-14-1.2 | 2 | 2 | | | |
| 15-6 | 930103-0600 | * NUT | 2 | 2 | | | |
| 15-7 | 941303-0600 | * SPRING WASHER | 2 | 2 | | | |
| 15-8 | 345-83820-0 | * CABLE CLIP ASSY | 1 | 1 | | | |
| 15-9 | 910403-0518 | * BOLT | 2 | 2 | | | |
| 15-10 | 941303-0500 | * SPRING WASHER | 2 | 2 | | | |
| 15-11 | 930103-0500 | * NUT | 2 | 2 | | | |
| 15-12 | 346-83870-0 | * CLUTCH CABLE STAY ASSY | 1 | 1 | | | |
| 15-13 | 910103-0620 | * BOLT | 2 | 2 | | | |
| 15-14 | 3A1-83710-1 | * CABLE JOINT ASSY | 1 | 1 | | | |
| 15-15 | 346-84830-1 | * STEERING HOOK | 1 | 1 | | | |
| 15-16 | 910103-6830 | * BOLT | 2 | 2 | | | |
| 15-17 | 930103-0800 | * NUT | 2 | 2 | | | |
| 15-18 | 940103-0800 | * WASHER | 2 | 2 | | | |
| 15-19 | 346-83732-0 | * GROMMET | 1 | 1 | | | |
| 15-20 | 345-83721-0 | * BALL JOINT | 1 | 1 | | | |
| 15-21 | 930103-0600 | * NUT | 1 | 1 | | | |
| 15-22 | 941303-0600 | * SPRING WASHER | 1 | 1 | | | |
| 15-23 | 346-84905-1 | DRAG LINK ASSY | 1 | 1 | | | |
| 15-24 | 910103-0835 | * BOLT | 1 | 1 | | | |
| 15-25 | 353-84918-0 | * NYLON NUT 3/8-24UNF | 1 | 1 | | | |
| 15-26 | 930403-0800 | * NYLON NUT 8-P1.25 | 1 | 1 | | | |
| 15-27 | 353-84916-0 | * WASHER 9.6-18-2 | 2 | 2 | | | |
| 15-28 | 940103-0800 | * WASHER | 3 | 3 | | | |
| 15-29 | 3F3-84908-0 | * SEAL RING | 1 | 1 | | | |

Fig. 15

REMOTE CONTROL PARTS



Note: When installing the drag link, **C** steering hook is to be fitted in reverse direction.

Fig. 16

TOP COWL

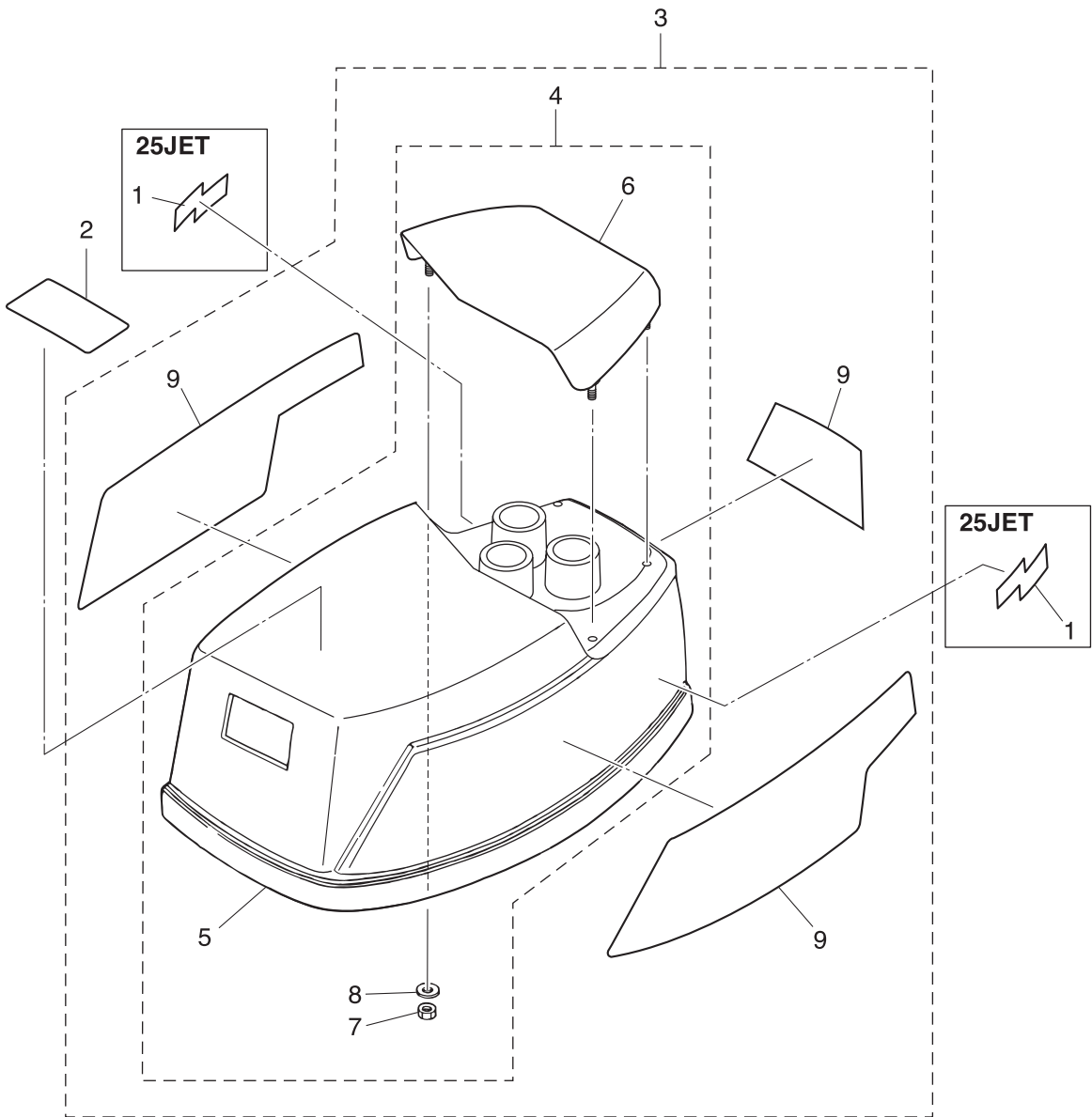


Fig. 17

FUEL TANK

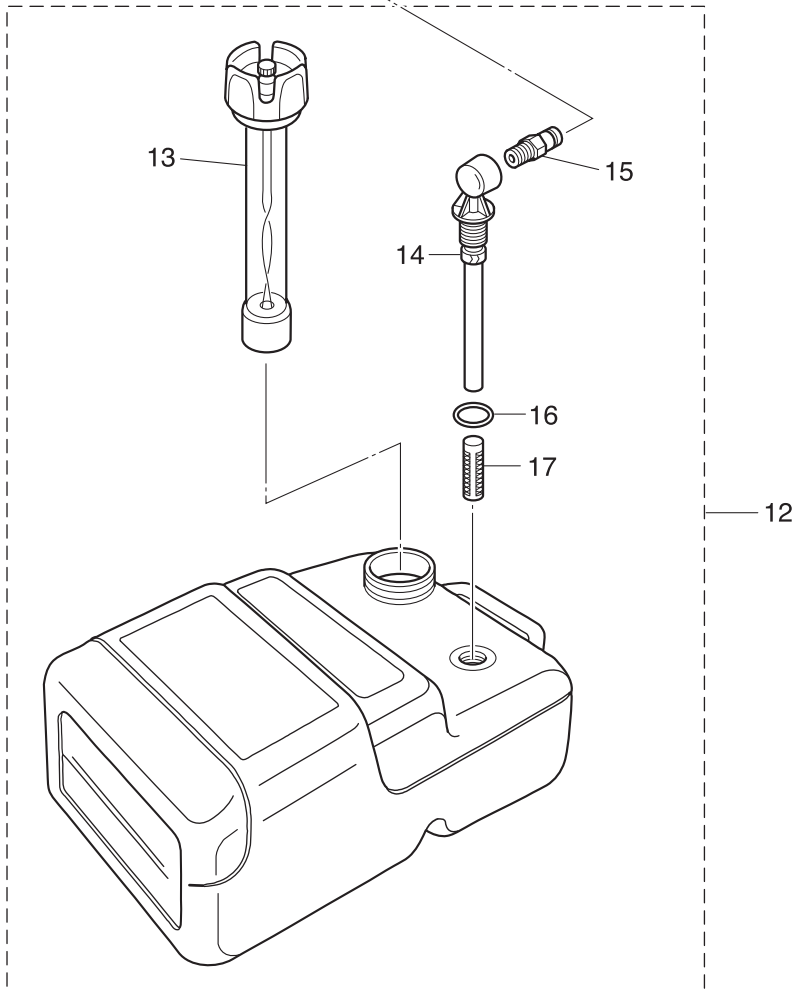
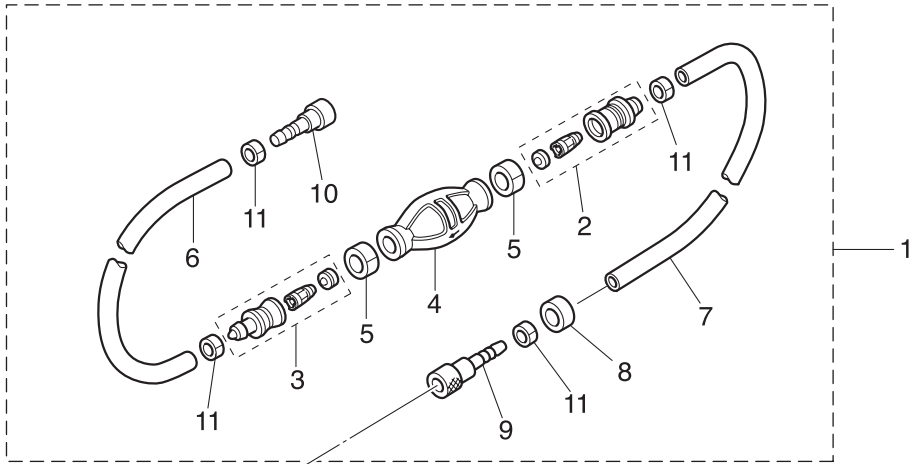
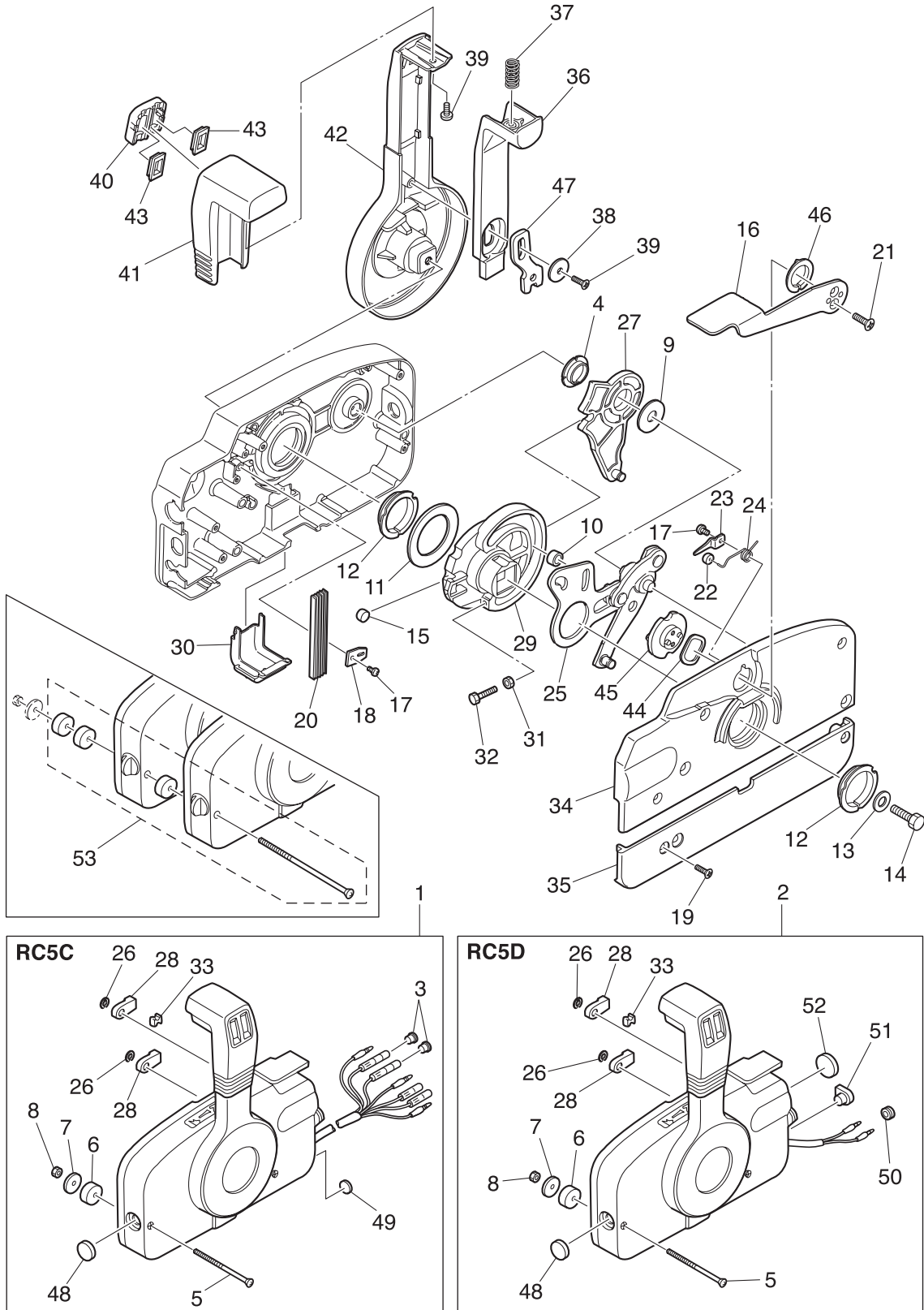


Fig. 18

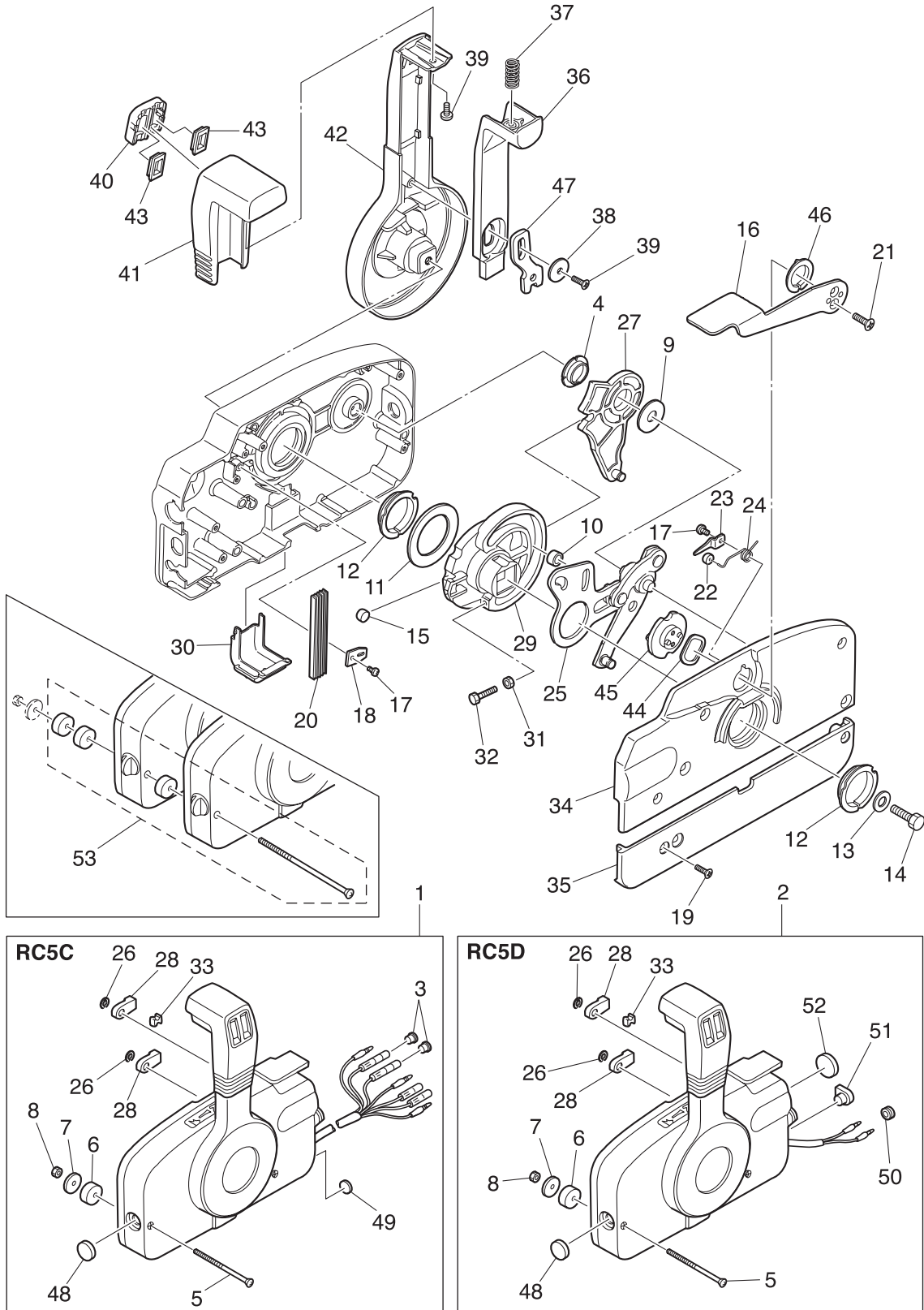
COMPONENT PARTS OF REMOTE CONTROL



| Ref.No. | Part No. | Description | Q' ty | | | | Remarks |
|---------|-------------|---------------------------------|-------|------|-------|-------|-------------------|
| | | | M25H | M30H | MX25H | MX30H | |
| 18-1 | 3B7Q84350-3 | REMOTE CONTROL HEAD ASSY (RC5C) | 1 | 1 | | | RC5C for EP |
| 18-2 | 3B7Q84360-1 | REMOTE CONTROL HEAD ASSY (RC5D) | 1 | 1 | | | RC5D for MF/EF |
| 18-3 | 3A3-76037-0 | * CABLE TERMINAL PLUG | 2 | 2 | | | RC5C for EP |
| 18-4 | 3A3-84432-0 | * BUSHING | 1 | 1 | | | |
| 18-5 | 3A3-84375-0 | * SCREW | 3 | 3 | | | |
| 18-6 | 3A3-84374-0 | * SPACER | 3 | 3 | | | |
| 18-7 | 353-84371-0 | * WASHER | 3 | 3 | | | |
| 18-8 | 930103-0600 | * NUT | 3 | 3 | | | |
| 18-9 | 3A3-84383-0 | * WASHER | 1 | 1 | | | |
| 18-10 | 3A3-84421-0 | * ROLLER | 1 | 1 | | | |
| 18-11 | 3A3-84422-0 | * THRUST PLATE | 1 | 1 | | | |
| 18-12 | 3A3-84431-0 | * BUSHING | 2 | 2 | | | |
| 18-13 | 940103-0800 | * WASHER | 1 | 1 | | | |
| 18-14 | 3A3-84442-0 | * BOLT | 1 | 1 | | | |
| 18-15 | 353-84388-0 | * DETENT ROLLER | 1 | 1 | | | |
| 18-16 | 3B7Q84312-0 | * FREE THROTTLE LEVER | 1 | 1 | | | |
| 18-17 | 921503-0406 | * SCREW | 2 | 2 | | | |
| 18-18 | 3A3-84423-0 | * DETENT RETAINER | 1 | 1 | | | |
| 18-19 | 921603-0518 | * SCREW | 5 | 5 | | | |
| 18-20 | 3A3-84307-0 | * DETENT SPRING | 5 | 5 | | | |
| 18-21 | 921603-0512 | * SCREW | 2 | 2 | | | |
| 18-22 | 3A3-84424-0 | * FREE THROTTLE ROLLER | 1 | 1 | | | |
| 18-23 | 3A3-84426-0 | * ROLLER RETAINER | 1 | 1 | | | |
| 18-24 | 3A3-84425-0 | * FREE THROTTLE SPRING | 1 | 1 | | | |
| 18-25 | 3A3-84365-1 | * THROTTLE ARM | 1 | 1 | | | |
| 18-26 | 945303-0600 | * E-RING d=6 | 2 | 2 | | | |
| 18-27 | 3A3-84381-0 | * SHIFT GEAR ASSY | 1 | 1 | | | |
| 18-28 | 3A3-83314-2 | * CABLE TERMINAL | 2 | 2 | | | |
| 18-29 | 3A3-84364-2 | * DRIVE GEAR | 1 | 1 | | | |

Fig. 18

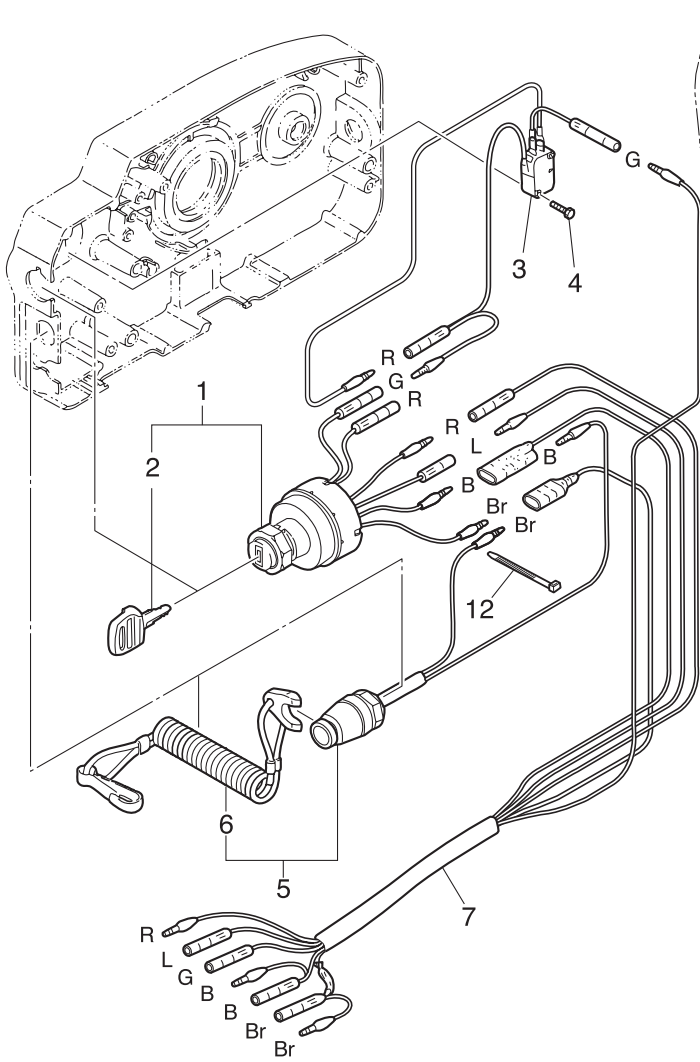
COMPONENT PARTS OF REMOTE CONTROL



| Ref.No. | Part No. | Description | Q' ty | | | | Remarks |
|---------|-------------|-------------------------|-------|-------|------|-------|---------------------------------------|
| | | | M25H | 25JET | M30H | MX25H | |
| 18-30 | 3A3-84429-0 | * WIRE COVER | 1 | 1 | | | |
| 18-31 | 930103-0500 | * NUT | 1 | 1 | | | |
| 18-32 | 910103-0525 | * BOLT | 1 | 1 | | | |
| 18-33 | 3A3-84376-0 | * GROMMET | 1 | 1 | | | |
| 18-34 | 3B7Q84441-0 | * REAR HOUSING | 1 | 1 | | | |
| 18-35 | 3B7Q84366-0 | * REAR PANEL | 1 | 1 | | | |
| 18-36 | 3A3-84401-0 | * NEUTRAL LOCK ARM | 1 | 1 | | | |
| 18-37 | 3A3-84403-0 | * NEUTRAL LOCK SPRING | 1 | 1 | | | |
| 18-38 | 3A3-84407-0 | * WASHER | 1 | 1 | | | |
| 18-39 | 921503-0510 | * SCREW | 2 | 2 | | | |
| 18-40 | 3A3-84451-0 | * TILT SWITCH COVER | 1 | 1 | | | |
| 18-41 | 3A3-84404-0 | * GRIP | 1 | 1 | | | |
| 18-42 | 3B7Q84343-0 | * CONTROL LEVER | 1 | 1 | | | |
| 18-43 | 3A3-84452-0 | * TILT SWITCH PLUG | 2 | 2 | | | |
| 18-44 | 3A3-84368-0 | * WAVE WASHER | 1 | 1 | | | |
| 18-45 | 3A3-84391-0 | * FREE THROTTLE DRUM | 1 | 1 | | | |
| 18-46 | 3A3-84435-0 | * BUSHING | 1 | 1 | | | |
| 18-47 | 3A3-84406-0 | * PLATE | 1 | 1 | | | |
| 18-48 | 361-84414-0 | * GROMMET | 1 | 1 | | | |
| 18-49 | 361-84415-0 | * GROMMET | 1 | 1 | | | RC5C for EP |
| 18-50 | 369-84416-0 | * GROMMET | 1 | 1 | | | RC5D for MF/EF |
| 18-51 | 353-84321-0 | * GROMMET | 1 | 1 | | | RC5D for MF/EF |
| 18-52 | 369-84418-0 | * GROMMET | 1 | 1 | | | RC5D for MF/EF |
| 18-53 | 3A3-81301-0 | TWIN REMOTE CONTROL KIT | 1 | 1 | | | M25/30H & 25JET for Twin Outboards |
| | | | | | | | |
| | | | | | | | |
| | | | | | | | |
| | | | | | | | |
| | | | | | | | |

Fig. 19

COMPONENT PARTS OF REMOTE CONTROL (ELECTRIC PARTS)



Cord Colors

- B : Black
- Br : Brown
- G : Green
- L : Blue
- Lg : Light green
- P : Pink
- R : Red
- Sb : Sky blue
- W : White
- Y : Yellow

(Note)Slash(/)shows stripe color of cord.

RC5D

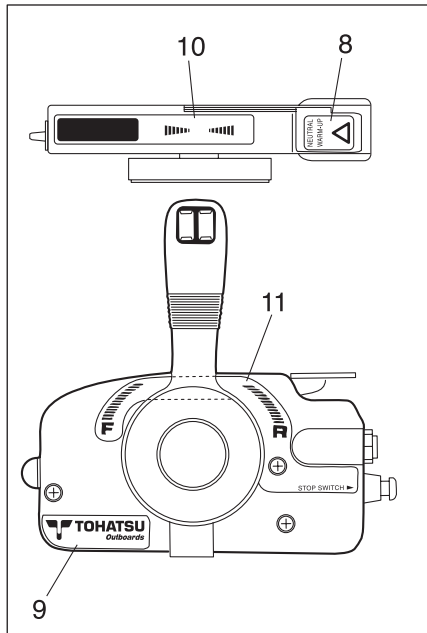
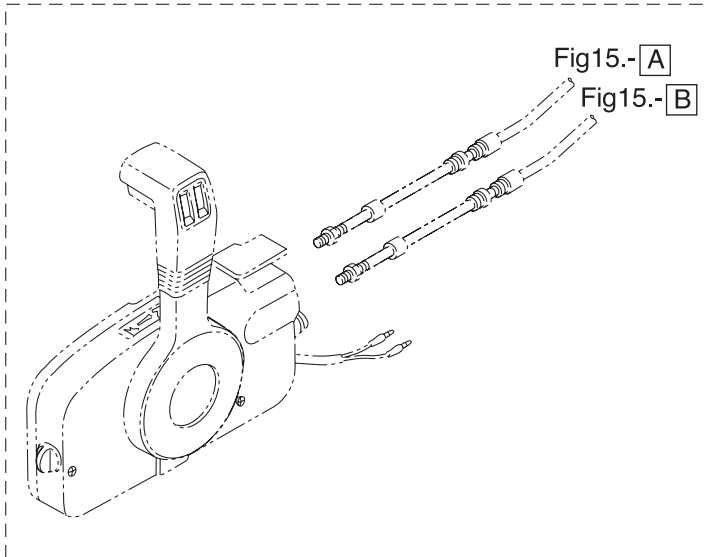
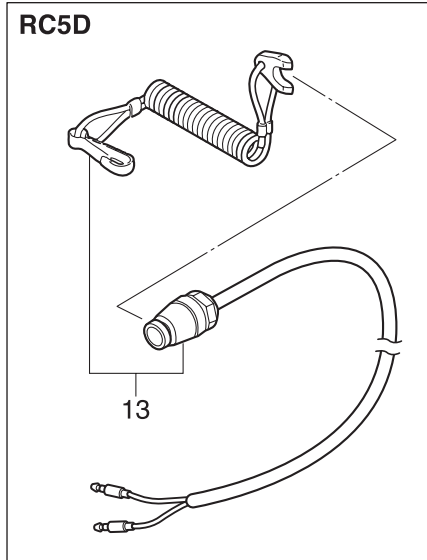


Fig. 20

OPTIONAL PARTS (ACCESSORIES)

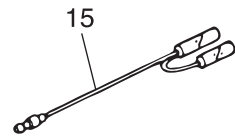
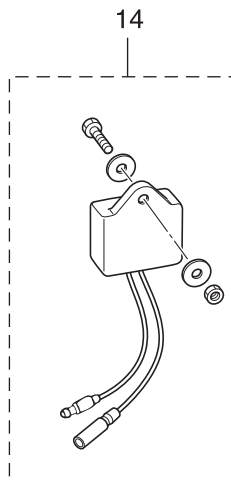
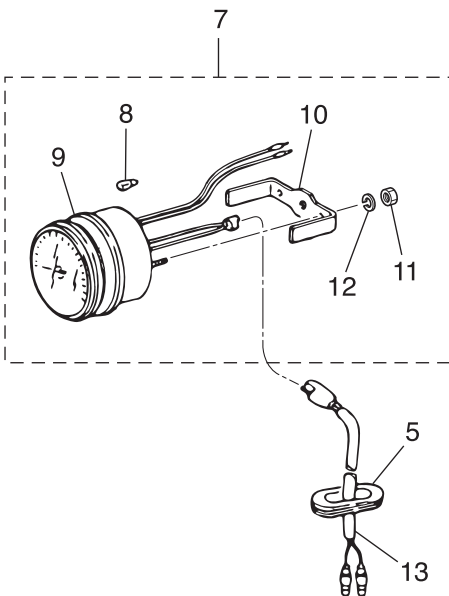
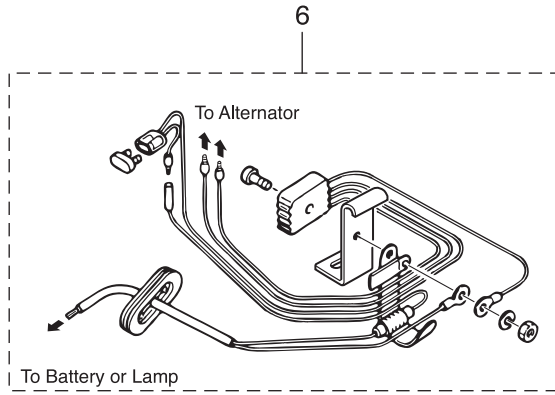
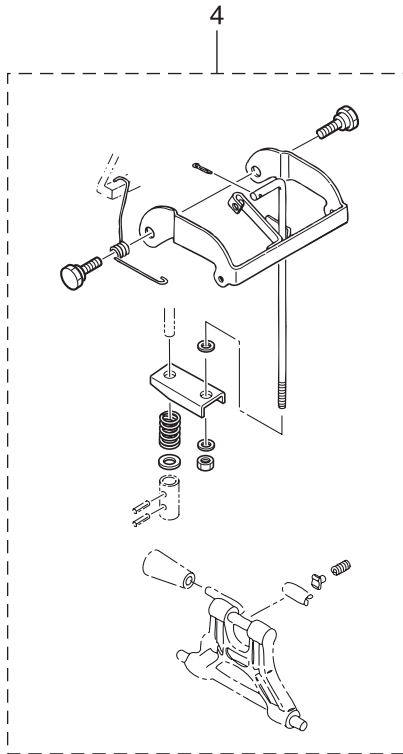
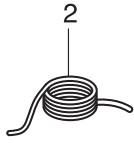
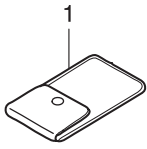
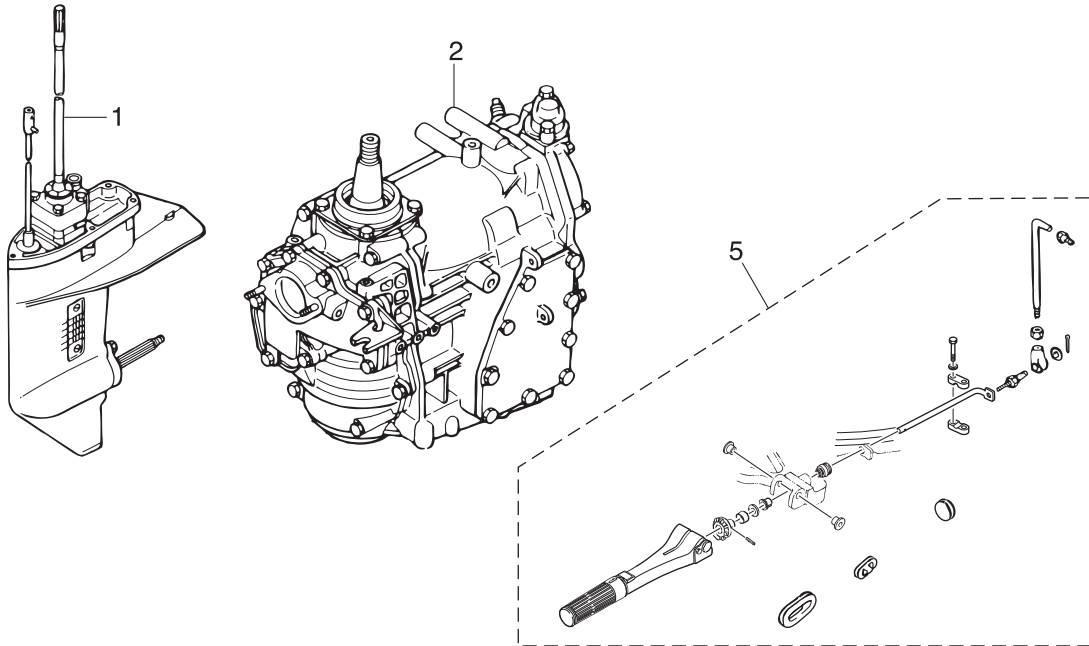


Fig. 21

ASSEMBLY • KIT PARTS



CARBURETOR REPAIR KIT 3

POWER HEAD GASKET SET 4

WATER PUMP REPAIR KIT 6

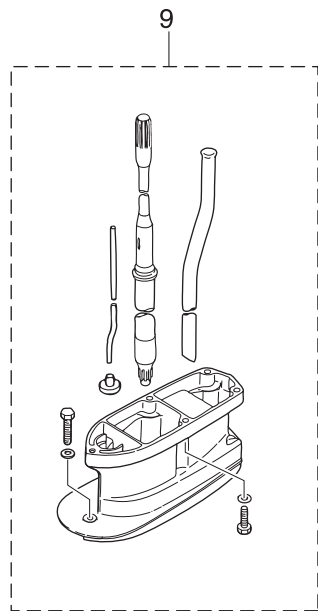
WATER PUMP KIT (CHROME PLATED) 7

LOWER UNIT GASKET SET 8

ELECTRIC STARTER KIT (P TYPE) 10

ELECTRIC STARTER KIT (F TYPE) 11

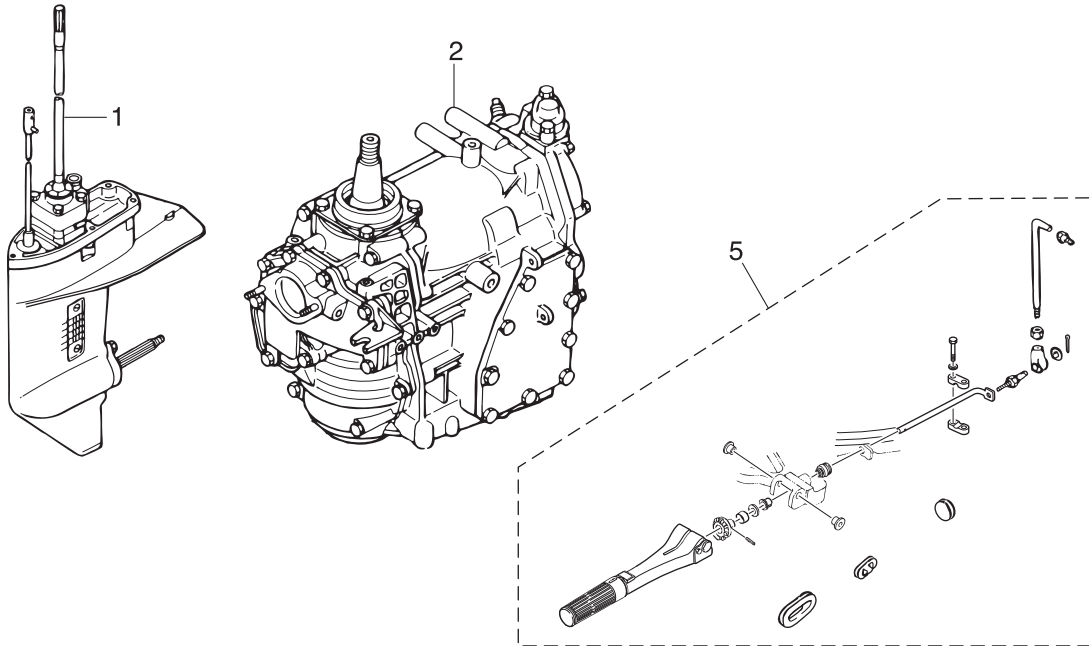
CONNECTING ROD KIT 12



| Ref.No. | Part No. | Description | Q' ty | | | | Remarks | |
|---------|----------|-------------|-------------------------|------|-------|-------|---------|------------------------------|
| | | | M25H 25JET | M30H | MX25H | MX30H | | |
| 21-1 | 1 | 346Q87301-B | LOWER UNIT ASSY (S) | 1 | 1 | 1 | 1 | for Transom "S" |
| 21-1 | 2 | 346Q87302-B | LOWER UNIT ASSY (L) | 1 | 1 | 1 | 1 | for Transom "L" |
| 21-1 | 3 | 346Q87304-B | LOWER UNIT ASSY (UL) | 1 | 1 | 1 | 1 | for Transom "UL" |
| | | | | | | | | |
| 21-2 | 1 | 3KKJ87090-0 | ENGINE SHORT BLOCK KIT | | | 1 | 1 | Gray for MX25/30H |
| 21-2 | 2 | 3P1B87090-9 | ENGINE SHORT BLOCK KIT | 1 | 1 | | | Black for M25/30H & 25JET |
| | | | | | | | | |
| 21-3 | 1 | 346-87122-0 | CARBURETOR REPAIR KIT | 1 | 1 | 1 | 1 | |
| 21-3 | 2 | 346-02011-1 | * CARBURETOR GASKET | 1 | 1 | | 1 | for M30H, MX30H & 25JET |
| 21-3 | 3 | 922503-6414 | * SCREW | 4 | 4 | 4 | 4 | |
| 21-3 | 4 | 346-03222-0 | * FLOAT CHAMBER O-RING | 1 | 1 | 1 | 1 | |
| 21-3 | 5 | 346-03231-0 | * FLOAT | 1 | 1 | 1 | 1 | |
| 21-3 | 6 | 346-03232-0 | * FLOAT ARM PIN | 1 | 1 | 1 | 1 | |
| 21-3 | 7 | 3B7-03240-0 | * FLOAT VALVE | 1 | 1 | 1 | 1 | |
| 21-3 | 8 | 334-03242-0 | * VALVE PIN | 1 | 1 | 1 | 1 | |
| 21-3 | 9 | 344-03244-0 | * CLIP | 1 | 1 | 1 | 1 | |
| 21-3 | 10 | 346-03256-0 | * RUBBER CAP | 1 | 1 | 1 | 1 | |
| 21-3 | 11 | 346-03265-0 | * STOP SCREW | 1 | 1 | 1 | 1 | |
| 21-3 | 12 | 346-03266-0 | * PILOT SCREW | 1 | 1 | 1 | 1 | |
| 21-3 | 13 | 336-03293-0 | * O-RING | 1 | 1 | 1 | 1 | |
| | | | | | | | | |
| 21-4 | 1 | 3A1-87121-5 | POWER HEAD GASKET SET | 1 | 1 | 1 | 1 | |
| 21-4 | 2 | 346-01005-2 | * CYLINDER HEAD GASKET | 1 | 1 | 1 | 1 | |
| 21-4 | 3 | 346-01032-0 | * THERMOSTAT CAP GASKET | 1 | 1 | 1 | 1 | |
| 21-4 | 4 | 346-02305-2 | * EXHAUST COVER GASKET | 1 | 1 | 1 | 1 | |
| 21-4 | 5 | 346-00122-0 | * OIL SEAL 24-40-8 | 1 | 1 | 1 | 1 | Crankshaft (Lower) |
| 21-4 | 6 | 338-01403-0 | * O-RING 2-55.5 | 1 | 1 | 1 | 1 | Magneto Basement |
| 21-4 | 7 | 346-01215-0 | * OIL SEAL 16-28-6 | 1 | 1 | 1 | 1 | Crankcase Head |
| 21-4 | 8 | 346-02011-1 | * CARBURETOR GASKET | 1 | 1 | | 1 | for M30H, MX30H & 25JET |

Fig. 21

ASSEMBLY • KIT PARTS



CARBURETOR REPAIR KIT 3

POWER HEAD GASKET SET 4

WATER PUMP REPAIR KIT 6

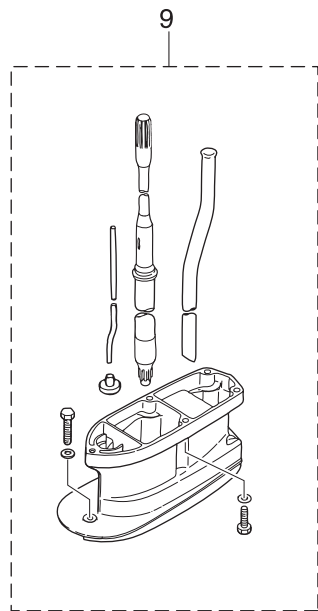
WATER PUMP KIT (CHROME PLATED) 7

LOWER UNIT GASKET SET 8

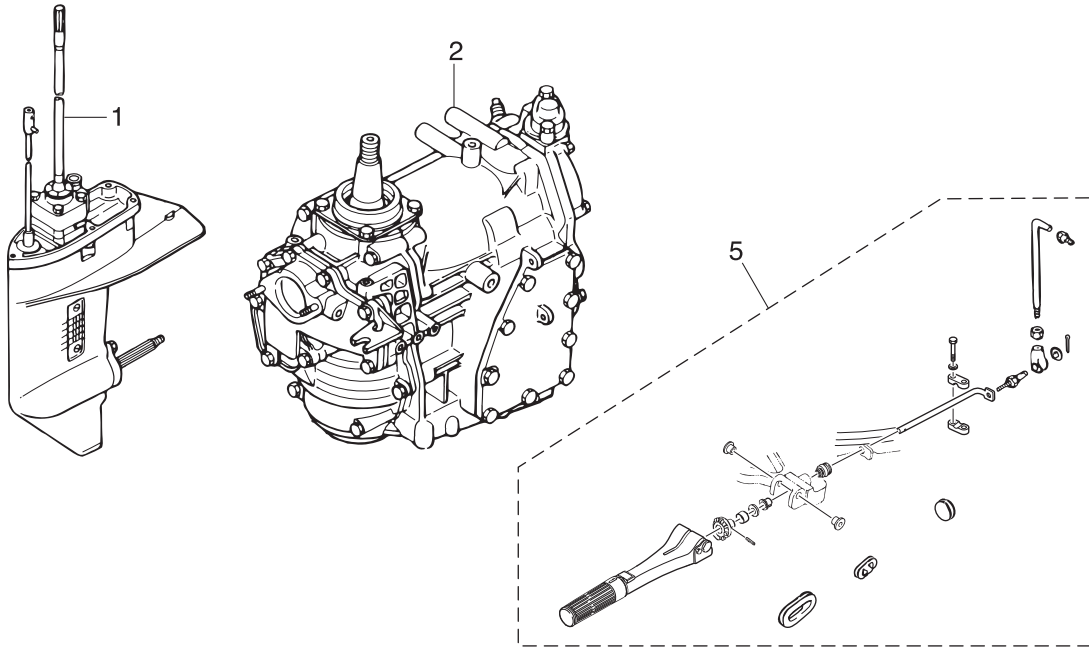
ELECTRIC STARTER KIT (P TYPE) 10

ELECTRIC STARTER KIT (F TYPE) 11

CONNECTING ROD KIT 12



| Ref.No. | Part No. | Description | Q'ty | | | | Remarks | |
|---------|----------|-------------|--------------------------|------|-------|-------|---------|--------------------|
| | | | M25H | M30H | MX25H | MX30H | | |
| 21-4 | 9 | 346-01216-0 | * O-RING 1.7-59 | 1 | 1 | 1 | 1 | Crankcase Head |
| 21-4 | 10 | 126-00121-0 | * OIL SEAL 30-45-8 | 1 | 1 | 1 | 1 | Crankshaft (Upper) |
| 21-4 | 11 | 346-04901-2 | * GASKET | 1 | 1 | 1 | 1 | Fuel Pump |
| 21-4 | 12 | 346-01303-1 | * ENGINE BASEMENT GASKET | 1 | 1 | 1 | 1 | |
| | | | | | | | | |
| 21-5 | 1 | 3P0Q63000-2 | TILLER HANDLE KIT | 1 | 1 | 1 | 1 | |
| 21-5 | 2 | 398Q63003-1 | * TILLER HANDLE ASSY | 1 | 1 | 1 | 1 | |
| 21-5 | 3 | 346-63064-0 | * UNIVERSAL PINION | 1 | 1 | 1 | 1 | |
| 21-5 | 4 | 951403-0414 | * SPRING PIN 4-14 | 1 | 1 | 1 | 1 | |
| 21-5 | 5 | 346-63061-2 | * THROTTLE SHAFT | 1 | 1 | 1 | 1 | |
| 21-5 | 6 | 345-63063-0 | * THROTTLE SHAFT SUPPORT | 1 | 1 | 1 | 1 | |
| 21-5 | 7 | 9101F4-0630 | * BOLT | 1 | 1 | 1 | 1 | |
| 21-5 | 8 | 940103-0600 | * WASHER | 1 | 1 | 1 | 1 | |
| 21-5 | 9 | 346-63066-1 | * COLLAR 15.9-17-9 | 1 | 1 | 1 | 1 | |
| 21-5 | 10 | 940103-0800 | * WASHER | 1 | 1 | 1 | 1 | |
| 21-5 | 11 | 345-66226-0 | * GROMMET 17-3 | 1 | 1 | 1 | 1 | |
| 21-5 | 12 | 350-63046-0 | * BUSHING 8.4-10-11 | 1 | 1 | 1 | 1 | |
| 21-5 | 13 | 353-83728-1 | * PIN | 1 | 1 | 1 | 1 | |
| 21-5 | 14 | 930103-0600 | * NUT | 1 | 1 | 1 | 1 | |
| 21-5 | 15 | 3AA-83719-0 | * WASHER 8.5-18-1.6 | 1 | 1 | 1 | 1 | |
| 21-5 | 16 | 951603-0800 | * SNAP PIN d=8 | 1 | 1 | 1 | 1 | |
| 21-5 | 17 | 348-63715-1 | * ROD 5-75L | 1 | 1 | 1 | 1 | |
| 21-5 | 18 | 346-05234-0 | * ROD JOINT ϕ 5 | 1 | 1 | 1 | 1 | |
| 21-5 | 19 | 930103-0500 | * NUT | 1 | 1 | 1 | 1 | |
| 21-5 | 20 | 3B7-63733-0 | * ROD SNAP 5-2.5 | 1 | 1 | 1 | 1 | |
| 21-5 | 21 | 346-67165-0 | * GROMMET | 1 | 1 | 1 | 1 | |
| 21-5 | 22 | 353-67162-0 | * GROMMET | 1 | 1 | 1 | 1 | |
| 21-6 | 1 | 361-87322-0 | WATER PUMP REPAIR KIT | 1 | 1 | 1 | 1 | |
| 21-6 | 2 | 332-65022-0 | * KEY | 1 | 1 | 1 | 1 | |



CARBURETOR REPAIR KIT 3

POWER HEAD GASKET SET 4

WATER PUMP REPAIR KIT 6

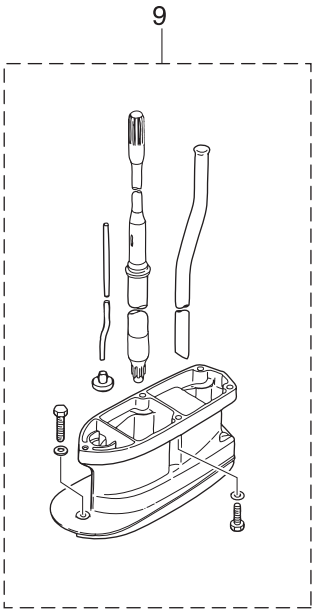
WATER PUMP KIT (CHROME PLATED) 7

LOWER UNIT GASKET SET 8

ELECTRIC STARTER KIT (P TYPE) 10

ELECTRIC STARTER KIT (F TYPE) 11

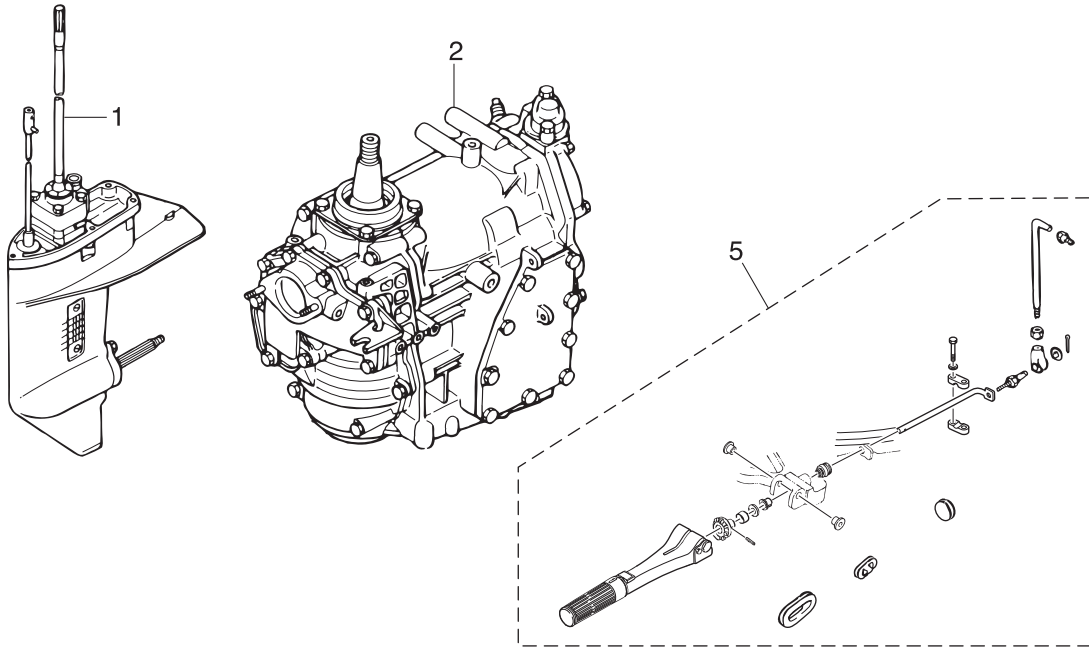
CONNECTING ROD KIT 12



| Ref.No. | Part No. | Description | Q'ty | | | | Remarks | |
|---------|----------|-------------|--------------------------------|------|-------|-------|---------|-------------------------|
| | | | M25H | M30H | MX25H | MX30H | | |
| 21-6 | 3 | 345-65021-0 | * WATER PUMP IMPELLER | 1 | 1 | 1 | 1 | |
| 21-6 | 4 | 348-65011-0 | * PUMP CASE LINER | 1 | 1 | 1 | 1 | |
| 21-6 | 5 | 348-65025-0 | * WATER PUMP GUIDE PLATE | 1 | 1 | 1 | 1 | |
| 21-6 | 6 | 348-65029-1 | * GUIDE PLATE GASKET | 1 | 1 | 1 | 1 | |
| 21-6 | 7 | 348-65018-0 | * PUMP CASE GASKET | 1 | 1 | 1 | 1 | |
| 21-6 | 8 | 9101E3-5652 | * BOLT | 4 | 4 | 4 | 4 | |
| | | | | | | | | |
| 21-7 | 1 | 361-65231-0 | WATER PUMP KIT (CHROME PLATED) | 1 | 1 | 1 | 1 | |
| 21-7 | 2 | 345-65021-0 | * WATER PUMP IMPELLER | 1 | 1 | 1 | 1 | |
| 21-7 | 3 | 361-65238-0 | * PUMP CASE LINER | 1 | 1 | 1 | 1 | Chrome Plated |
| 21-7 | 4 | 361-65239-0 | * WATER PUMP GUIDE PLATE | 1 | 1 | 1 | 1 | Chrome Plated |
| 21-7 | 5 | 348-65018-0 | * PUMP CASE GASKET | 1 | 1 | 1 | 1 | |
| 21-7 | 6 | 348-65029-1 | * GUIDE PLATE GASKET | 1 | 1 | 1 | 1 | |
| | | | | | | | | |
| 21-8 | 1 | 346-87321-7 | LOWER UNIT GASKET SET | 1 | 1 | 1 | 1 | |
| 21-8 | 2 | 332-60006-0 | * GASKET 8.1-15-1 | 3 | 3 | 3 | 3 | |
| 21-8 | 3 | 332-60103-0 | * O-RING 3-62.5 | 1 | 1 | 1 | 1 | Propeller Shaft Housing |
| 21-8 | 4 | 3AC-60111-0 | * OIL SEAL 18-28-8 | 2 | 2 | 2 | 2 | Propeller Shaft |
| 21-8 | 5 | 346-65013-0 | * OIL SEAL 17-30-9 | 1 | 1 | 1 | 1 | Pump Case (Lower) |
| 21-8 | 6 | 336-62415-0 | * O-RING 3.5-36 | 1 | 1 | 1 | 1 | Pump Case (Lower) |
| 21-8 | 7 | 348-65029-1 | * GUIDE PLATE GASKET | 1 | 1 | 1 | 1 | |
| 21-8 | 8 | 348-65018-0 | * PUMP CASE GASKET | 1 | 1 | 1 | 1 | |
| 21-8 | 9 | 332-66021-0 | * O-RING 2.4-5.8 | 1 | 1 | 1 | 1 | Cam Rod |
| 21-8 | 10 | 3C8-66032-0 | * O-RING 3.5-21.7 | 1 | 1 | 1 | 1 | Cam Rod Bushing |
| | | | | | | | | |
| | | | | | | | | |
| 21-9 | 1 | 346Q87314-6 | EXTENSION HOUSING KIT (UL) | 1 | 1 | 1 | 1 | for Transom "L" ⇒ "UL" |
| 21-9 | 2 | 346Q61110-5 | * EXTENSION HOUSING | 1 | 1 | 1 | 1 | |
| 21-9 | 3 | 9161E3-0835 | * BOLT | 4 | 4 | 4 | 4 | |

Fig. 21

ASSEMBLY • KIT PARTS



CARBURETOR REPAIR KIT 3

POWER HEAD GASKET SET 4

WATER PUMP REPAIR KIT 6

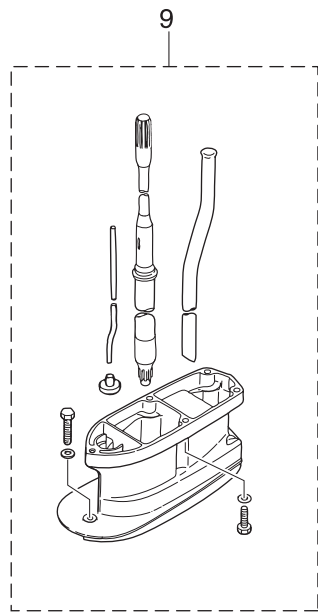
WATER PUMP KIT (CHROME PLATED) 7

LOWER UNIT GASKET SET 8

ELECTRIC STARTER KIT (P TYPE) 10

ELECTRIC STARTER KIT (F TYPE) 11

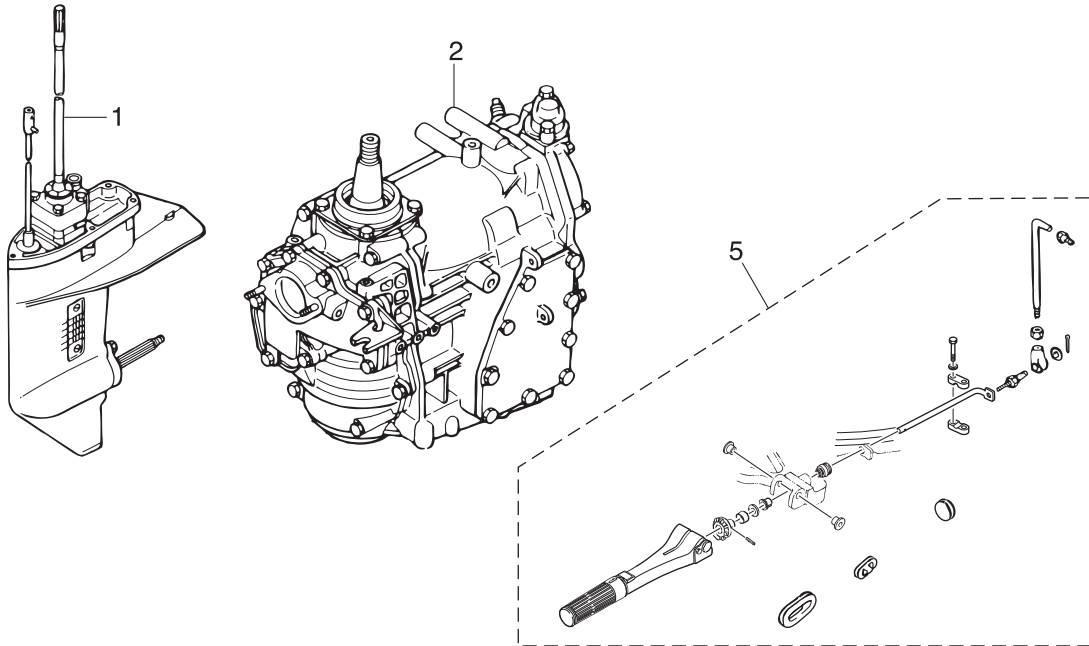
CONNECTING ROD KIT 12



| Ref.No. | Part No. | Description | Q'ty | | | | Remarks | |
|---------|----------|-------------|----------------------------|------|-------|-------|---------|------------------------------|
| | | | M25H | M30H | MX25H | MX30H | | |
| 21-9 | 4 | 9161E3-0845 | * BOLT | 1 | 1 | 1 | 1 | |
| 21-9 | 5 | 3P0-66233-0 | * WASHER 8.1-16-1.5 | 5 | 5 | 5 | 5 | |
| 21-9 | 6 | 346-64303-5 | * DRIVE SHAFT (UL) | 1 | 1 | 1 | 1 | |
| 21-9 | 7 | 346-65120-0 | * WATER PIPE (UL) | 1 | 1 | 1 | 1 | |
| 21-9 | 8 | 346-66014-1 | * CAM ROD (UL) | 1 | 1 | 1 | 1 | |
| 21-9 | 9 | 346-66037-0 | * CAM ROD HOLDER | 1 | 1 | 1 | 1 | |
| | | | | | | | | |
| 21-10 | 1 | 3P0-76000-0 | ELECTRIC STARTER KIT (P) | 1 | 1 | | | for MF⇒EP M25/30H & 25JET |
| 21-10 | 2 | 346-76010-0 | * STARTER MOTOR ASSY | 1 | 1 | | | |
| 21-10 | 3 | 916103-0835 | * BOLT | 2 | 2 | | | |
| 21-10 | 4 | 930103-0800 | * NUT | 2 | 2 | | | |
| 21-10 | 5 | 941303-0800 | * SPRING WASHER | 2 | 2 | | | |
| 21-10 | 6 | 346-76040-0 | * STARTER SOLENOID | 1 | 1 | | | |
| 21-10 | 7 | 910103-0616 | * BOLT | 1 | 1 | | | |
| 21-10 | 8 | 941303-0600 | * SPRING WASHER | 3 | 3 | | | |
| 21-10 | 9 | 930103-0600 | * NUT | 3 | 3 | | | |
| 21-10 | 10 | 346-76043-2 | * STARTER SOLENOID BRACKET | 1 | 1 | | | |
| 21-10 | 11 | 3G2-76060-0 | * RECTIFIER COMPLETE | 1 | 1 | | | |
| 21-10 | 12 | 921503-0525 | * SCREW | 1 | 1 | | | |
| 21-10 | 13 | 941303-0500 | * SPRING WASHER | 1 | 1 | | | |
| 21-10 | 14 | 930103-0500 | * NUT | 1 | 1 | | | |
| 21-10 | 15 | 353-06281-0 | * CABLE TERMINAL HOLDER | 1 | 1 | | | |
| 21-10 | 16 | 353-06283-0 | * COLLAR 6.4-10-4.7 | 2 | 2 | | | |
| 21-10 | 17 | 910103-0620 | * BOLT | 2 | 2 | | | |
| 21-10 | 18 | 309-06972-0 | * CLAMP 6.5-47.5P | 3 | 3 | | | |
| 21-10 | 19 | 346-76081-1 | * NEUTRAL SWITCH BRACKET | 1 | 1 | | | |
| 21-10 | 20 | 910903-6616 | * BOLT | 2 | 2 | | | |
| 21-10 | 21 | 910903-6508 | * BOLT | 3 | 3 | | | |
| 21-10 | 22 | 3B2-76062-0 | * FUSE WIRE ASSY L=355 | 1 | 1 | | | |

Fig. 21

ASSEMBLY • KIT PARTS



CARBURETOR REPAIR KIT 3

POWER HEAD GASKET SET 4

WATER PUMP REPAIR KIT 6

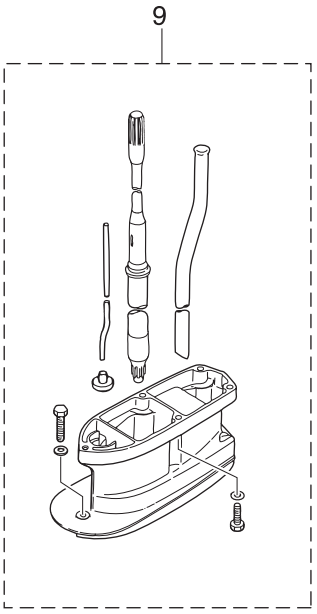
WATER PUMP KIT (CHROME PLATED) 7

LOWER UNIT GASKET SET 8

ELECTRIC STARTER KIT (P TYPE) 10

ELECTRIC STARTER KIT (F TYPE) 11

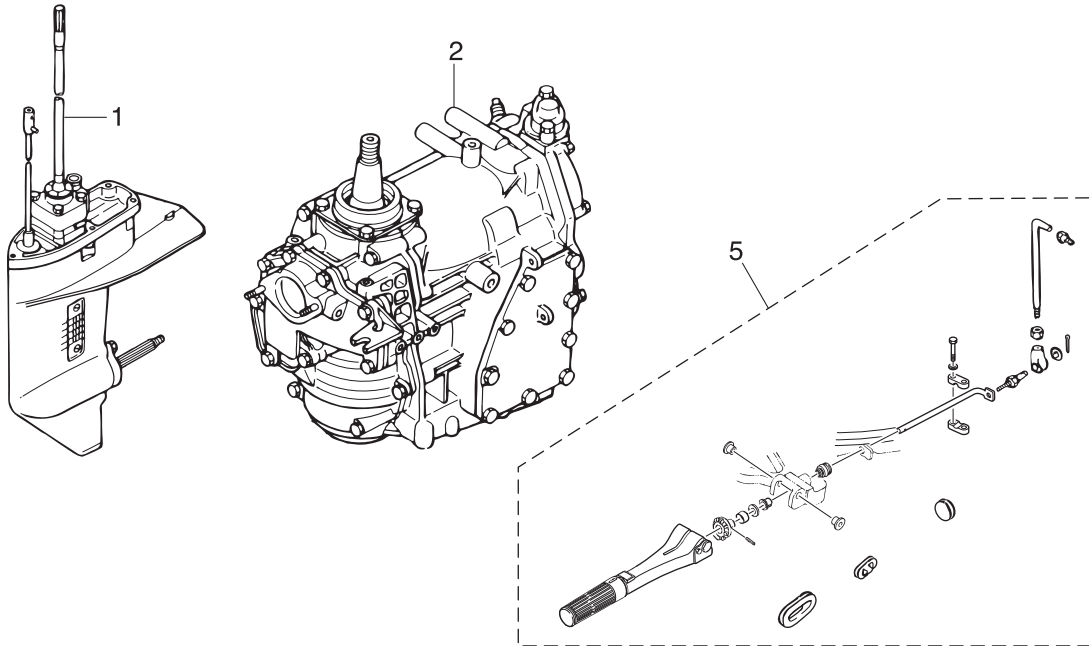
CONNECTING ROD KIT 12



| Ref.No. | Part No. | Description | Q' ty | | | | Remarks |
|---------|----------|-------------|--------------------------|------|-------|-------|------------------------------|
| | | | M25H | M30H | MX25H | MX30H | |
| 21-10 | 23 | 3B2-76120-1 | * BATTERY CABLE L=2000 | 1 | 1 | | |
| 21-10 | 24 | 3B7-76145-0 | * TERMINAL CAP | 1 | 1 | | |
| 21-10 | 25 | 334-76141-1 | * STARTER CABLE L=150 | 1 | 1 | | |
| 21-10 | 26 | 910103-0612 | * BOLT | 1 | 1 | | |
| 21-10 | 27 | 3B2-76147-2 | * STARTER CABLE L=200 | 1 | 1 | | |
| 21-10 | 28 | 3A3-76145-0 | * TERMINAL CAP | 2 | 2 | | |
| 21-10 | 29 | 336-76091-0 | * LEAD WIRE BAND 100 | 2 | 2 | | |
| 21-10 | 30 | 361-76050-0 | * CHOKE SOLENOID | 1 | 1 | | |
| 21-10 | 31 | 346-76057-0 | * CHOKE SOLENOID HOOK | 1 | 1 | | |
| 21-10 | 32 | 951403-0312 | * SPRING PIN 3-12 | 1 | 1 | | |
| 21-10 | 33 | 345-76072-1 | * ROD | 1 | 1 | | |
| 21-10 | 34 | 930403-0400 | * NYLON NUT 4-P0.7 | 1 | 1 | | |
| 21-10 | 35 | 921503-6408 | * SCREW | 3 | 3 | | |
| 21-10 | 36 | 336-06973-0 | * CLAMP 6-9.5L | 1 | 1 | | |
| 21-10 | 37 | 921503-0612 | * SCREW | 1 | 1 | | |
| 21-10 | 38 | 345-76023-0 | * GROMMET 22-2.5 | 1 | 1 | | |
| 21-10 | 39 | 346-76007-0 | * DAMPER | 1 | 1 | | |
| 21-10 | 40 | 361-76149-0 | * SPIRAL TUBE PROTECTOR | 1 | 1 | | |
| 21-10 | 41 | 3G2-76142-0 | * GROUND CABLE | 1 | 1 | | Rectifier |
| | | | | | | | |
| 21-11 | 1 | 3P0-76300-0 | ELECTRIC STARTER KIT (F) | 1 | 1 | | for MF⇒EF M25/30H & 25JET |
| 21-11 | 2 | 346-76010-0 | * STARTER MOTOR ASSY | 1 | 1 | | |
| 21-11 | 3 | 916103-0835 | * BOLT | 2 | 2 | | |
| 21-11 | 4 | 930103-0800 | * NUT | 2 | 2 | | |
| 21-11 | 5 | 941303-0800 | * SPRING WASHER | 2 | 2 | | |
| 21-11 | 6 | 346-76040-0 | * STARTER SOLENOID | 1 | 1 | | |
| 21-11 | 7 | 910103-0616 | * BOLT | 1 | 1 | | |
| 21-11 | 8 | 941303-0600 | * SPRING WASHER | 3 | 3 | | |
| 21-11 | 9 | 930103-0600 | * NUT | 3 | 3 | | |

Fig. 21

ASSEMBLY • KIT PARTS



CARBURETOR REPAIR KIT 3

POWER HEAD GASKET SET 4

WATER PUMP REPAIR KIT 6

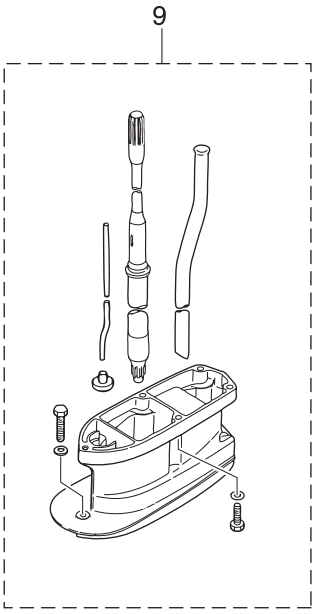
WATER PUMP KIT (CHROME PLATED) 7

LOWER UNIT GASKET SET 8

ELECTRIC STARTER KIT (P TYPE) 10

ELECTRIC STARTER KIT (F TYPE) 11

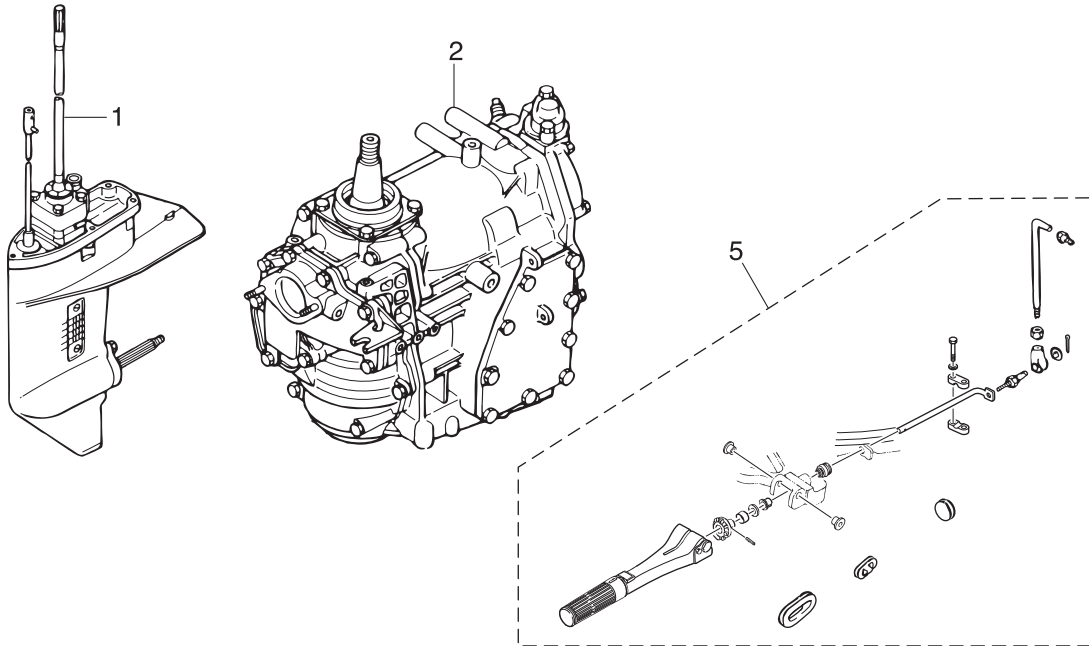
CONNECTING ROD KIT 12



| Ref.No. | Part No. | Description | Q' ty | | | | Remarks |
|---------|----------|-------------|----------------------------------|------|-------|-------|----------------------|
| | | | 25JET M25H | M30H | MX25H | MX30H | |
| 21-11 | 10 | 346-76043-2 | * STARTER SOLENOID BRACKET | 1 | 1 | | |
| 21-11 | 11 | 3G2-76060-0 | * RECTIFIER COMPLETE | 1 | 1 | | |
| 21-11 | 12 | 921503-0525 | * SCREW | 1 | 1 | | |
| 21-11 | 13 | 941303-0500 | * SPRING WASHER | 1 | 1 | | |
| 21-11 | 14 | 930103-0500 | * NUT | 1 | 1 | | |
| 21-11 | 15 | 353-06281-0 | * CABLE TERMINAL HOLDER | 1 | 1 | | |
| 21-11 | 16 | 353-06283-0 | * COLLAR 6.4-10-4.7 | 2 | 2 | | |
| 21-11 | 17 | 910103-0620 | * BOLT | 2 | 2 | | |
| 21-11 | 18 | 309-06972-0 | * CLAMP 6.5-47.5P | 3 | 3 | | |
| 21-11 | 19 | 346-76081-1 | * NEUTRAL SWITCH BRACKET | 1 | 1 | | |
| 21-11 | 20 | 910903-6508 | * BOLT | 3 | 3 | | |
| 21-11 | 21 | 361-76080-0 | * NEUTRAL SWITCH | 1 | 1 | | |
| 21-11 | 22 | 3A1-76082-0 | * NEUTRAL SWITCH OPERATING LEVER | 1 | 1 | | Neutral Switch Plate |
| 21-11 | 23 | 3M4-76084-0 | * SPACER 12-14-2.2 | 1 | 1 | | |
| 21-11 | 24 | 910903-6616 | * BOLT | 3 | 3 | | |
| 21-11 | 25 | 3B2-76062-0 | * FUSE WIRE ASSY L=355 | 1 | 1 | | |
| 21-11 | 26 | 3B2-76120-1 | * BATTERY CABLE L=2000 | 1 | 1 | | |
| 21-11 | 27 | 3B7-76145-0 | * TERMINAL CAP | 1 | 1 | | |
| 21-11 | 28 | 334-76141-1 | * STARTER CABLE L=150 | 1 | 1 | | |
| 21-11 | 29 | 910103-0612 | * BOLT | 1 | 1 | | |
| 21-11 | 30 | 3B2-76147-2 | * STARTER CABLE L=200 | 1 | 1 | | |
| 21-11 | 31 | 3A3-76145-0 | * TERMINAL CAP | 2 | 2 | | |
| 21-11 | 32 | 336-76091-0 | * LEAD WIRE BAND 100 | 2 | 2 | | |
| 21-11 | 33 | 361-76026-0 | * MAIN SWITCH ASSY | 1 | 1 | | |
| 21-11 | 34 | 346-76007-0 | * DAMPER | 1 | 1 | | |
| 21-11 | 35 | 3B7-63731-0 | * WASHER 12.5-24-1 | 1 | 1 | | |
| 21-11 | 36 | 3G2-76142-0 | * GROUND CABLE | 1 | 1 | | Rectifier |
| 21-12 | 1 | 3KK-00039-0 | CONNECTING ROD KIT | | | 1 | 1 for MX25/30H |

Fig. 21

ASSEMBLY • KIT PARTS



CARBURETOR REPAIR KIT 3

POWER HEAD GASKET SET 4

WATER PUMP REPAIR KIT 6

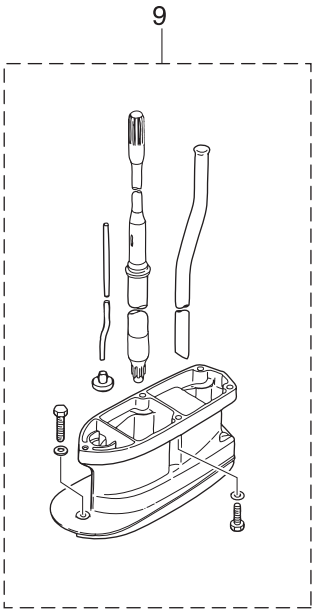
WATER PUMP KIT (CHROME PLATED) 7

LOWER UNIT GASKET SET 8

ELECTRIC STARTER KIT (P TYPE) 10

ELECTRIC STARTER KIT (F TYPE) 11

CONNECTING ROD KIT 12



INDEX

| | | | |
|----------------------|----------|------------------------------|----------|
| <A> | | | |
| ADJUSTING NUT | 12-12 | BOLT | 12-14 |
| ADVANCER ARM ASSY | 1-62 | BOLT | 12-15 |
| ALTERNATOR ASSY | 6-8 | BOLT | 12-19 |
| ANODE | 1-13 | BOLT | 13-10 |
| ANODE | 10-35 | BOLT | 13-16 |
| ANODE | 11-44 | BOLT | 13-17 |
| ANODE PLUG | 1-11 | BOLT | 13-30 |
| | | BOLT | 13-32 |
| BALL 3/8 | 9B-20 | BOLT | 13-35 |
| BALL 5/16 | 14-19 | BOLT | 14-2 |
| BALL BEARING 6205 | 9B-5 | BOLT | 14-17 |
| BALL JOINT | 6-21 | BOLT | 14-21 |
| BALL JOINT | 15-20 | BOLT | 15-9 |
| BALL JOINT CONNECTOR | 1-57 | BOLT | 15-13 |
| BALL JOINT CONNECTOR | 1-70 | BOLT | 15-16 |
| BALL JOINT HOLDER | 15-2 | BOLT | 15-24 |
| BAND | 19-12 | BOLT | 18-14 |
| BAND 104 | 6-29 | BOLT | 18-32 |
| BATTERY CABLE L=2000 | 7A-27 | BOLT | 21-5-7 |
| BATTERY CABLE L=2000 | 21-10-23 | BOLT | 21-6-8 |
| BATTERY CABLE L=2000 | 21-11-26 | BOLT | 21-9-3 |
| BEVEL GEAR ASSY (A) | 9B-9 | BOLT | 21-9-4 |
| BEVEL GEAR B | 9A-10 | BOLT | 21-10-3 |
| BEVEL GEAR C | 9B-11 | BOLT | 21-10-7 |
| BOLT | 1-6 | BOLT | 21-10-17 |
| BOLT | 1-7 | BOLT | 21-10-20 |
| BOLT | 1-21 | BOLT | 21-10-21 |
| BOLT | 1-25 | BOLT | 21-10-26 |
| BOLT | 1-39 | BOLT | 21-11-3 |
| BOLT | 1-90 | BOLT | 21-11-7 |
| BOLT | 3-3 | BOLT | 21-11-17 |
| BOLT | 3-31 | BOLT | 21-11-20 |
| BOLT | 5-13 | BOLT | 21-11-24 |
| BOLT | 5-18 | BOLT | 21-11-29 |
| BOLT | 5-28 | BOTTOM COWL | 13-1 |
| BOLT | 5-30 | BRACKET | 1-41-1 |
| BOLT | 5-33 | BRACKET | 1-41-2 |
| BOLT | 6-4 | BRUSH HOLDER | 7A-3 |
| BOLT | 6-23 | BUSHING | 11-5 |
| BOLT | 6-34 | BUSHING | 18-4 |
| BOLT | 6-38 | BUSHING | 18-12 |
| BOLT | 6-51 | BUSHING | 18-46 |
| BOLT | 7A-7 | BUSHING 10.2-12-29.5 | 11-49 |
| BOLT | 7A-11 | BUSHING 10-12.8-28.5 | 14-23 |
| BOLT | 7A-15 | BUSHING 14.7-15.9-6 | 5-5 |
| BOLT | 7A-16 | BUSHING 26-32 | 11-17 |
| BOLT | 7A-18 | BUSHING 6.2-16-5 | 1-74 |
| BOLT | 7A-36 | BUSHING 6.2-16-7 | 1-47 |
| BOLT | 8-3 | BUSHING 8.1-20 | 11-66 |
| BOLT | 8-4 | BUSHING 8.4-10-11 | 12-7 |
| BOLT | 8-8 | BUSHING 8.4-10-11 | 12-21 |
| BOLT | 9A-1-1 | BUSHING 8.4-10-11 | 21-5-12 |
| BOLT | 9A-1-2 | BUSHING 8-14-4 | 1-64 |
| BOLT | 9A-1-3 | <C> | |
| BOLT | 9A-1-4 | CABLE CLIP ASSY | 15-8 |
| BOLT | 9A-9 | CABLE JOINT ASSY | 15-14 |
| BOLT | 9A-30 | CABLE TERMINAL | 18-28 |
| BOLT | 9A-37 | CABLE TERMINAL HOLDER | 7A-35 |
| BOLT | 9A-44 | CABLE TERMINAL HOLDER | 21-10-15 |
| BOLT | 9B-8 | CABLE TERMINAL HOLDER | 21-11-15 |
| BOLT | 10-2 | CABLE TERMINAL PLUG | 6-16 |
| BOLT | 10-3 | CABLE TERMINAL PLUG | 6-17 |
| BOLT | 10-15 | CABLE TERMINAL PLUG | 18-3 |
| BOLT | 10-17 | CAM ROD (L) | 9A-31-2 |
| BOLT | 10-18 | CAM ROD (S) | 9A-31-1 |
| BOLT | 10-21 | CAM ROD (UL) | 9A-31-3 |
| BOLT | 10-33 | CAM ROD (UL) | 21-9-8 |
| BOLT | 10-36 | CAM ROD BUSHING | 9A-34 |
| BOLT | 10-37 | CAM ROD HOLDER | 9A-39 |
| BOLT | 11-20 | CAM ROD HOLDER | 21-9-9 |
| BOLT | 11-30 | CAP NUT | 5-39 |
| BOLT | 11-33 | CAP NUT | 11-4 |
| BOLT | 11-40 | CARBURETOR ASSY | 4-1-1 |
| BOLT | 11-43 | CARBURETOR ASSY | 4-1-2 |
| BOLT | 11-45 | CARBURETOR GASKET | 3-8 |
| BOLT | 11-51 | CARBURETOR GASKET | 21-3-2 |
| BOLT | 11-56 | CARBURETOR GASKET | 21-4-8 |
| BOLT | 11-74 | CARBURETOR REPAIR KIT | 21-3-1 |
| | | CAUTION DECAL (A) | 16-2 |
| | | CAUTION DECAL (B) | 6-33 |
| | | CAUTION DECAL (C) | 5-41 |
| | | CD UNIT | 6-22 |
| | | CHECK VALVE | 1-28 |
| | | CHECK VALVE | 1-29 |
| | | CHECK VALVE | 3-16 |
| | | CHOKE LEVER | 13-14 |
| | | CHOKE LEVER BRACKET | 13-15 |
| | | CHOKE ROD | 3-32 |
| | | CHOKE ROD | 13-12 |
| | | CHOKE ROD BUSHING | 13-20 |
| | | CHOKE SOLENOID | 7A-40 |
| | | CHOKE SOLENOID | 21-10-30 |
| | | CHOKE SOLENOID HOOK | 7A-43 |
| | | CHOKE SOLENOID HOOK | 21-10-31 |
| | | CLAMP | 17-5 |
| | | CLAMP | 17-11 |
| | | CLAMP 6.5-11L | 6-45 |
| | | CLAMP 6.5-14L | 5-40 |
| | | CLAMP 6.5-47.5P | 1-87 |
| | | CLAMP 6.5-47.5P | 7A-19 |
| | | CLAMP 6.5-47.5P | 21-10-18 |
| | | CLAMP 6.5-47.5P | 21-11-18 |
| | | CLAMP 6.5-67P | 1-92 |
| | | CLAMP 6.5-87P | 6-40 |
| | | CLAMP 6-9.5L | 7A-47 |
| | | CLAMP 6-9.5L | 13-28 |
| | | CLAMP 6-9.5L | 15-34 |
| | | CLAMP 6-9.5L | 21-10-36 |
| | | CLAMP 9-20U | 1-89 |
| | | CLAMP BRACKET (L) | 11-2 |
| | | CLAMP BRACKET (R) | 11-1 |
| | | CLAMP SCREW | 11-79 |
| | | CLAMP SCREW ASSY | 11-78 |
| | | CLAMP SCREW HANDLE | 11-80 |
| | | CLAMP SCREW KIT | 11-77 |
| | | CLAMP SCREW PAD | 11-82 |
| | | CLIP | 4-9 |
| | | CLIP | 21-3-9 |
| | | CLIP ϕ 10 | 3-29 |
| | | CLIP ϕ 10 | 3-38 |
| | | CLIP ϕ 7 | 1-34 |
| | | CLIP ϕ 7 | 1-35 |
| | | CLIP ϕ 8 | 1-33 |
| | | CLUTCH | 9B-16 |
| | | CLUTCH CABLE STAY ASSY | 15-12 |
| | | CLUTCH CAM | 9A-32 |
| | | COIL PLATE ASSY | 6-7 |
| | | COIL PLATE ASSY W/ALTERNATOR | 6-6 |
| | | COLLAR 15.9-17-9 | 12-24 |
| | | COLLAR 15.9-17-9 | 21-5-9 |
| | | COLLAR 6.2-9-7.4 | 6-42 |
| | | COLLAR 6.4-10-4.7 | 7A-39 |
| | | COLLAR 6.4-10-4.7 | 21-10-16 |
| | | COLLAR 6.4-10-4.7 | 21-11-16 |
| | | COLLAR 9.8-12.7-7.5 | 12-20 |
| | | CONNECTING ROD | 2-10-1 |
| | | CONNECTING ROD | 2-10-2 |
| | | CONNECTING ROD | 21-12-3 |
| | | CONNECTING ROD KIT | 21-12-1 |
| | | CONTROL LEVER | 18-42 |
| | | CORD ASSY | 19-7 |
| | | COVER HOOK | 13-9 |
| | | CRANK PIN | 2-6 |
| | | CRANK PIN | 21-12-6 |
| | | CRANKCASE HEAD | 1-36 |
| | | CRANKSHAFT A | 2-2 |
| | | CRANKSHAFT B | 2-3 |
| | | CRANKSHAFT C | 2-4 |
| | | CRANKSHAFT D | 2-5 |
| | | CRANKSHAFT SUB-ASSY | 2-1-1 |
| | | CRANKSHAFT SUB-ASSY | 2-1-2 |
| | | C-RING | 2-16 |
| | | C-RING | 11-16 |
| | | C-RING | 11-24 |
| | | CUP | 3-22 |
| | | CYL BLOCK & CRANKCASE ASSY | 1-1-1 |
| | | CYL BLOCK & CRANKCASE ASSY | 1-1-2 |
| | | CYLINDER HEAD ASSY | 1-9-1 |

| | | | | | |
|--------------------------------|----------|---------------------------------|----------|--------------------------------|----------|
| CYLINDER HEAD ASSY | 1-9-2 | FUEL CONNECTOR | 17-9 | INTAKE MANIFOLD ASSY | 3-1-2 |
| CYLINDER HEAD BOLT | 1-16 | FUEL CONNECTOR | 17-10 | INTAKE SILENCER | 3-30 |
| CYLINDER HEAD GASKET | 1-15 | FUEL CONNECTOR (MALE) | 3-34 | <J> | |
| CYLINDER HEAD GASKET | 21-4-2 | FUEL CONNECTOR MARK | 17-8 | JET DRIVE DECAL | 16-1 |
| <D> | | FUEL FILTER ASSY | 3-21 | JOINT ASSY (INLET) | 17-2 |
| DAMPER | 7A-6 | FUEL GAUGE VENT CAP ASSY (25L) | 17-13 | JOINT ASSY (OUTLET) | 17-3 |
| DAMPER | 21-10-39 | FUEL PUMP ASSY | 3-10 | <K> | |
| DAMPER | 21-11-34 | FUEL TANK ASSY 25L | 17-12 | KEY | 6-47 |
| DAMPER (LOWER) | 11-35 | FUSE 15A | 7A-26 | KEY | 9A-19 |
| DAMPER (UPPER) | 11-36 | FUSE WIRE ASSY L=355 | 7A-25 | KEY | 10-9 |
| DAMPER (UPPER) | 11-46 | FUSE WIRE ASSY L=355 | 21-10-22 | KEY | 10-28 |
| DECAL (LEVER) | 19-8 | FUSE WIRE ASSY L=355 | 21-11-25 | KEY | 21-6-2 |
| DECAL (TOHATSU) | 19-9 | <G> | | <L> | |
| DECAL SET (M25H) | 16-9-2 | GASKET | 3-19 | LABYRINTH PACKING | 2-8 |
| DECAL SET (M30H) | 16-9-1 | GASKET | 21-4-11 | LEAD WIRE BAND 100 | 6-46 |
| DECAL SET (MX25H) | 16-9-4 | GASKET 10.2-16-0.5 | 3-36 | LEAD WIRE BAND 100 | 7A-28 |
| DECAL SET (MX30H) | 16-9-3 | GASKET 8.1-15-1 | 8-5 | LEAD WIRE BAND 100 | 7A-33 |
| DETENT RETAINER | 18-18 | GASKET 8.1-15-1 | 9A-7 | LEAD WIRE BAND 100 | 21-10-29 |
| DETENT ROLLER | 18-15 | GASKET 8.1-15-1 | 21-8-2 | LEAD WIRE BAND 100 | 21-11-32 |
| DETENT SPRING | 18-20 | GEAR CASE ASSY | 9A-3 | LINK ROD | 14-4 |
| DIAPHRAGM GASKET | 3-14 | GREASE FITTING | 11-25 | LINK ROD | 14-5 |
| DIAPHRAGM GASKET SET | 3-15 | GREASE FITTING | 11-26 | LOCK PLATE | 9A-43 |
| DISTANCE PIECE | 11-7 | GRIP | 12-4 | LOCK PLATE | 11-27 |
| DOWEL PIN 4-10 | 9A-27 | GRIP | 18-41 | LOCK PLATE 20-31.7-3 | 11-38 |
| DOWEL PIN 4-10 | 10-13 | GROMMET | 8-9 | LOCK WASHER | 10-30 |
| DOWEL PIN 6-12 | 8-6 | GROMMET | 13-22-1 | LOWER UNIT ASSY (L) | 21-1-2 |
| DOWEL PIN 8.7-11.5-12.7 | 1-5 | GROMMET | 13-22-2 | LOWER UNIT ASSY (S) | 21-1-1 |
| DRAG LINK ASSY | 15-23 | GROMMET | 13-23 | LOWER UNIT ASSY (UL) | 21-1-3 |
| DRAG LINK SPACER | 15-30 | GROMMET | 13-24 | LOWER UNIT GASKET SET | 21-8-1 |
| DRAIN SCREW | 4-23 | GROMMET | 15-19 | <M> | |
| DRIVE GEAR | 18-29 | GROMMET | 18-33 | MAGNETO BASEMENT | 6-1 |
| DRIVE SHAFT (L) | 9A-14-2 | GROMMET | 18-48 | MAIN BEARING 5206 | 2-12 |
| DRIVE SHAFT (S) | 9A-14-1 | GROMMET | 18-49 | MAIN BEARING 6305 | 2-7 |
| DRIVE SHAFT (UL) | 9A-14-3 | GROMMET | 18-50 | MAIN BEARING 6305 | 2-13 |
| DRIVE SHAFT (UL) | 21-9-6 | GROMMET | 18-51 | MAIN JET (#155) | 4-12-1 |
| DRIVE SHAFT HOUSING (L) | 8-1-2 | GROMMET | 18-52 | MAIN JET (#162) | 4-12-2 |
| DRIVE SHAFT HOUSING (S) | 8-1-1 | GROMMET | 20-5 | MAIN NOZZLE | 4-11 |
| DRIVE SHAFT SPRING | 9A-12 | GROMMET | 21-5-21 | MAIN SWITCH ASSY | 7B-5 |
| DRIVE SHAFT SPRING GUIDE | 9A-13 | GROMMET | 21-5-22 | MAIN SWITCH ASSY | 19-1 |
| DRIVE SHAFT W/BEARING HSG ASSY | 10-24 | GROMMET 17-2.7 | 12-27 | MAIN SWITCH ASSY | 21-11-33 |
| DRIVE SLEEVE | 10-25 | GROMMET 17-3 | 12-26 | MAIN SWITCH KEY No.301 | 19-2-1 |
| <E> | | GROMMET 17-3 | 21-5-11 | MAIN SWITCH KEY No.302 | 19-2-2 |
| ELECTRIC STARTER KIT (F) | 21-11-1 | GROMMET 22-2.5 | 7A-49 | MAIN SWITCH KEY No.303 | 19-2-3 |
| ELECTRIC STARTER KIT (P) | 21-10-1 | GROMMET 22-2.5 | 15-33 | METER BULB 12V-1.8W | 20-8 |
| ENGINE BASEMENT GASKET | 1-93 | GROMMET 22-2.5 | 21-10-38 | METER DAMPER | 20-9 |
| ENGINE BASEMENT GASKET | 21-4-12 | GROMMET 22-3 | 13-21 | MOUNT 8.5-14-2.5 | 13-2 |
| ENGINE BASEMENT SEAL L=630 | 8-2 | GROUND CABLE | 7A-21 | MOUNT BRACKET | 11-31 |
| ENGINE SHORT BLOCK KIT | 21-2-1 | GROUND CABLE | 21-10-41 | <N> | |
| ENGINE SHORT BLOCK KIT | 21-2-2 | GROUND CABLE | 21-11-36 | NEEDLE ROLLER SET | 2-34 |
| E-RING d=5 | 5-7 | GROUND CABLE L=120 | 1-22 | NEEDLE ROLLER SET | 21-12-2 |
| E-RING d=6 | 5-34 | GROUND CABLE L=170 | 6-50 | NEGATIVE BRUSH | 7A-5 |
| E-RING d=6 | 18-26 | GROUND L=110 | 11-54 | NEUTRAL LOCK ARM | 18-36 |
| EXCITER COIL | 6-10 | GROUND L=110 | 11-55 | NEUTRAL LOCK SPRING | 18-37 |
| EXHAUST COVER (OUTER) | 1-23-1 | GROUND L=130 | 11-42 | NEUTRAL SWITCH | 7B-1 |
| EXHAUST COVER (OUTER) | 1-23-2 | GUIDE PLATE | 6-18 | NEUTRAL SWITCH | 21-11-21 |
| EXHAUST COVER GASKET | 1-24 | GUIDE PLATE GASKET | 9A-25 | NEUTRAL SWITCH (REMOTE CONT) | 19-3 |
| EXHAUST COVER GASKET | 21-4-4 | GUIDE PLATE GASKET | 10-12 | NEUTRAL SWITCH BRACKET | 7A-17 |
| EXTENSION HOUSING | 8-7 | GUIDE PLATE GASKET | 21-6-6 | NEUTRAL SWITCH BRACKET | 21-10-19 |
| EXTENSION HOUSING | 21-9-2 | GUIDE PLATE GASKET | 21-7-6 | NEUTRAL SWITCH BRACKET | 21-11-19 |
| EXTENSION HOUSING KIT (UL) | 21-9-1 | GUIDE PLATE GASKET | 21-8-7 | NEUTRAL SWITCH OPERATING LEVER | 7B-2 |
| <F> | | <H> | | NEUTRAL SWITCH OPERATING LEVER | 21-11-22 |
| FILTER | 3-24 | HOLDER | 6-12 | NIPPLE | 1-3 |
| FILTER | 17-17 | HOLDER | 6-13 | NIPPLE | 13-25 |
| FITTING PLATE | 20-10 | HOLDER CAP | 15-3 | NIPPLE 5.5-5 | 1-2 |
| FLOAT | 4-5 | HOOK LEVER | 13-4 | NIPPLE 7-7 | 1-4 |
| FLOAT | 21-3-5 | HOOK LEVER BUSHING 14-16.5-17.7 | 13-6 | NUT | 1-43 |
| FLOAT ARM PIN | 4-6 | HOSE | 1-26 | NUT | 1-58 |
| FLOAT ARM PIN | 21-3-6 | HOSE | 1-30 | NUT | 1-68 |
| FLOAT CHAMBER | 4-2 | HOSE | 1-31 | NUT | 1-71 |
| FLOAT CHAMBER O-RING | 4-4 | HOSE | 1-32 | NUT | 1-81 |
| FLOAT CHAMBER O-RING | 21-3-4 | HOSE | 3-27 | NUT | 1-84 |
| FLOAT VALVE | 4-7 | HOSE | 3-28 | NUT | 1-91 |
| FLOAT VALVE | 21-3-7 | HOSE | 3-37 | NUT | 3-6 |
| FLUSHING PLUG | 20-3 | HOSE | 17-6 | NUT | 3-18 |
| FLYWHEEL W/GEAR | 6-5 | HOSE | 17-7 | NUT | 3-25 |
| FREE THROTTLE DRUM | 18-45 | HOSE ASSY | 10-20 | NUT | 4-15 |
| FREE THROTTLE LEVER | 18-16 | <I> | | NUT | 5-16 |
| FREE THROTTLE ROLLER | 18-22 | IGNITION COIL ASSY W/LABEL | 6-26-1 | NUT | 6-25 |
| FREE THROTTLE SPRING | 18-24 | IGNITION COIL ASSY W/LABEL | 6-26-2 | NUT | 6-36 |
| FRICTION PIECE | 11-18 | IMPELLER | 10-38 | NUT | 6-48 |
| FRICTION PIECE | 12-11 | IMPELLER LINER | 10-32 | NUT | 7A-8 |
| FRICTION SPRING | 11-19 | INTAKE HOUSING ASSY | 10-31 | NUT | 7A-13 |
| FRICTION SPRING | 11-52 | INTAKE MANIFOLD ASSY | 3-1-1 | NUT | 7A-24 |

| | | | | | |
|-------------------------------|----------|---|----------|-----------------------------------|----------|
| NUT..... | 7A-38 | PISTON REPAIR KIT..... | 2-30-1 | REVERSE LOCK LEVER GRIP..... | 11-72 |
| NUT..... | 9A-11 | PISTON REPAIR KIT (0.5 O/S)..... | 2-26-2 | REVERSE LOCK LEVER SPRING..... | 11-70 |
| NUT..... | 10-26 | PISTON REPAIR KIT (0.5 O/S)..... | 2-30-2 | REVERSE LOCK LINK..... | 11-69 |
| NUT..... | 11-8 | PISTON RING..... | 2-22-1 | REVERSE LOCK ROD..... | 11-61 |
| NUT..... | 11-76 | PISTON RING..... | 2-24-1 | REVERSE LOCK SHIFT LEVER KIT..... | 20-4 |
| NUT..... | 14-6 | PISTON RING..... | 2-25-1 | REVERSE LOCK SPRING (L)..... | 11-71-1 |
| NUT..... | 14-7 | PISTON RING (0.5 O/S)..... | 2-22-2 | REVERSE LOCK SPRING (S)..... | 11-71-2 |
| NUT..... | 15-6 | PISTON RING (0.5 O/S)..... | 2-24-2 | RIVET 3-22..... | 11-81 |
| NUT..... | 15-11 | PISTON RING (0.5 O/S)..... | 2-25-2 | ROD..... | 7A-45 |
| NUT..... | 15-17 | PISTON RING SET..... | 2-21-1 | ROD..... | 21-10-33 |
| NUT..... | 15-21 | PISTON RING SET..... | 2-23-1 | ROD 5-75L..... | 1-79 |
| NUT..... | 18-8 | PISTON RING SET (0.5 O/S)..... | 2-21-2 | ROD 5-75L..... | 21-5-17 |
| NUT..... | 18-31 | PISTON RING SET (0.5 O/S)..... | 2-23-2 | ROD JOINT φ 5..... | 1-59 |
| NUT..... | 20-11 | PIVOT BOLT..... | 11-59 | ROD JOINT φ 5..... | 1-80 |
| NUT..... | 21-5-14 | PLATE..... | 6-37 | ROD JOINT φ 5..... | 21-5-18 |
| NUT..... | 21-5-19 | PLATE..... | 14-1 | ROD L=50..... | 1-69 |
| NUT..... | 21-10-4 | PLATE..... | 18-47 | ROD SNAP 3.5-2..... | 1-55 |
| NUT..... | 21-10-9 | PLUG 8-8..... | 9A-6 | ROD SNAP 3.5-2..... | 1-78 |
| NUT..... | 21-10-14 | PLUG CAP..... | 6-27 | ROD SNAP 3-B..... | 3-33 |
| NUT..... | 21-11-4 | PLUG CAP TERMINAL..... | 6-28 | ROD SNAP 5-2.5..... | 1-54 |
| NUT..... | 21-11-9 | PLUG CAP W/RESISTANCE..... | 6-30 | ROD SNAP 5-2.5..... | 1-82 |
| NUT..... | 21-11-14 | PLUG CAP W/RESISTANCE..... | 6-52 | ROD SNAP 5-2.5..... | 21-5-20 |
| NUT 10-P1.25..... | 3-35 | PLUNGER..... | 7A-41 | ROLLER..... | 18-10 |
| NUT 10-P1.5..... | 11-41 | POSITIVE BRUSH..... | 7A-4 | ROLLER BEARING 17-21-27..... | 2-17 |
| NYLON NUT 10-P1.5..... | 14-25 | POWER HEAD GASKET SET..... | 21-4-1 | ROLLER BEARING 18-25-2.5..... | 9B-4 |
| NYLON NUT 3/8-24UNF..... | 15-25 | PRIMER BULB..... | 17-4 | ROLLER BEARING 20-27-30..... | 9A-4 |
| NYLON NUT 4-P0.7..... | 7A-46 | PRIMER BULB ASSY..... | 17-1 | ROLLER BEARING 20-28-18..... | 2-11 |
| NYLON NUT 4-P0.7..... | 9A-50 | PROPELLER ASSY (10")..... | 9B-21-3 | ROLLER BEARING 20-28-18..... | 21-12-5 |
| NYLON NUT 4-P0.7..... | 21-10-34 | PROPELLER ASSY (11")..... | 9B-21-4 | ROLLER RETAINER..... | 18-23 |
| NYLON NUT 6-P1.0..... | 12-16 | PROPELLER ASSY (12")..... | 9B-21-5 | ROPE ANCHOR..... | 5-22 |
| NYLON NUT 6-P1.0..... | 13-19 | PROPELLER ASSY (13")..... | 9B-21-6 | ROPE ANCHOR PLATE..... | 5-24 |
| NYLON NUT 6-P1.0..... | 16-7 | PROPELLER ASSY (14")..... | 9B-21-7 | ROPE GUIDE..... | 5-17 |
| NYLON NUT 7/8-14..... | 11-6 | PROPELLER ASSY (8")..... | 9B-21-1 | RUBBER CAP..... | 4-18 |
| NYLON NUT 8-P1.25..... | 1-65 | PROPELLER ASSY (9")..... | 9B-21-2 | RUBBER CAP..... | 21-3-10 |
| NYLON NUT 8-P1.25..... | 15-26 | PROPELLER HARDWARE KIT..... | 9B-22 | RUBBER MOUNT (LOWER)..... | 11-28 |
| <O> | | PROPELLER NUT..... | 9B-25 | RUBBER MOUNT (UPPER)..... | 11-29 |
| OIL SEAL 10-20-4..... | 14-15 | PROPELLER SHAFT..... | 9B-13 | RUBBER MOUNT 8.5-12-2..... | 6-43 |
| OIL SEAL 16-28-6..... | 1-37 | PROPELLER SHAFT HOUSING..... | 9B-3 | RUBBER MOUNT 9-16-4.3..... | 6-41 |
| OIL SEAL 16-28-6..... | 21-4-7 | PROPELLER SHAFT HOUSING ASSY..... | 9B-2 | RUBBER MOUNT RETAINER..... | 11-39 |
| OIL SEAL 17-30-9..... | 9A-24 | PROTECTOR..... | 6-15 | <S> | |
| OIL SEAL 17-30-9..... | 21-8-5 | PROTECTOR..... | 6-31 | SAFETY ROPE φ 6-1600..... | 20-2 |
| OIL SEAL 18-28-8..... | 9B-7 | PROTECTOR..... | 6-32 | SCREW..... | 1-14 |
| OIL SEAL 18-28-8..... | 21-8-4 | PUMP CASE (LOWER)..... | 9A-23 | SCREW..... | 1-48 |
| OIL SEAL 24-40-8..... | 2-20 | PUMP CASE (LOWER)..... | 10-14 | SCREW..... | 1-67 |
| OIL SEAL 24-40-8..... | 21-4-5 | PUMP CASE (UPPER)..... | 9A-20 | SCREW..... | 1-73 |
| OIL SEAL 30-45-8..... | 6-2 | PUMP CASE (UPPER)..... | 10-5 | SCREW..... | 1-88 |
| OIL SEAL 30-45-8..... | 21-4-10 | PUMP CASE GASKET..... | 9A-26 | SCREW..... | 3-5 |
| O-RING..... | 3-23 | PUMP CASE GASKET..... | 10-10 | SCREW..... | 3-12 |
| O-RING..... | 4-24 | PUMP CASE GASKET..... | 21-6-7 | SCREW..... | 3-17 |
| O-RING..... | 17-16 | PUMP CASE GASKET..... | 21-7-5 | SCREW..... | 3-20 |
| O-RING..... | 21-3-13 | PUMP CASE GASKET..... | 21-8-8 | SCREW..... | 4-3 |
| O-RING 1.7-59..... | 1-38 | PUMP CASE LINER..... | 9A-21 | SCREW..... | 4-10 |
| O-RING 1.7-59..... | 21-4-9 | PUMP CASE LINER..... | 10-6 | SCREW..... | 6-9 |
| O-RING 1.9-13..... | 1-12 | PUMP CASE LINER..... | 21-6-4 | SCREW..... | 6-11 |
| O-RING 2.4-5.8..... | 9A-35 | PUMP CASE LINER..... | 21-7-3 | SCREW..... | 6-14-1 |
| O-RING 2.4-5.8..... | 21-8-9 | PUMP COVER..... | 3-11 | SCREW..... | 6-14-2 |
| O-RING 2.5-4.5..... | 5-23 | PUMP DIAPHRAGM..... | 3-13 | SCREW..... | 6-20 |
| O-RING 2-55.5..... | 6-3 | PUSH ROD..... | 9B-19 | SCREW..... | 6-44 |
| O-RING 2-55.5..... | 21-4-6 | <Q> | | SCREW..... | 7A-22 |
| O-RING 3.5-21.7..... | 9A-36 | QUICK-CONNECTOR (MALE)..... | 17-15 | SCREW..... | 7A-42 |
| O-RING 3.5-21.7..... | 21-8-10 | <R> | | SCREW..... | 7A-48 |
| O-RING 3.5-25.7..... | 11-23 | RATCHET..... | 5-4 | SCREW..... | 9A-17 |
| O-RING 3.5-36..... | 9A-28 | REAR HOUSING..... | 18-34 | SCREW..... | 9A-51 |
| O-RING 3.5-36..... | 21-8-6 | REAR PANEL..... | 18-35 | SCREW..... | 10-27 |
| O-RING 3-62.5..... | 9B-6 | RECOIL STARTER ASSY..... | 5-1 | SCREW..... | 12-9 |
| O-RING 3-62.5..... | 21-8-3 | RECTIFIER COMPLETE..... | 7A-20 | SCREW..... | 13-29 |
| <P> | | RECTIFIER COMPLETE..... | 21-10-11 | SCREW..... | 15-35 |
| PICK-UP ELBOW ASSY (25L)..... | 17-14 | RECTIFIER COMPLETE..... | 21-11-11 | SCREW..... | 18-5 |
| PILOT SCREW..... | 4-21 | RECTIFIER KIT..... | 20-6 | SCREW..... | 18-17 |
| PILOT SCREW..... | 21-3-12 | REED VALVE ASSY..... | 3-4 | SCREW..... | 18-19 |
| PIN..... | 1-83 | REEL ASSY..... | 5-3 | SCREW..... | 18-21 |
| PIN..... | 9B-17 | REMOTE CONTROL FITTING ASSY..... | 15-1 | SCREW..... | 18-39 |
| PIN..... | 21-5-13 | REMOTE CONTROL HEAD ASSY (RC5C)..... | 18-1 | SCREW..... | 19-4 |
| PINION ASSY..... | 7A-2 | REMOTE CONTROL HEAD ASSY (RC5D)..... | 18-2 | SCREW..... | 21-3-3 |
| PISTON..... | 2-27-1 | REMOTE CONTROL STOP CORD ASSY L=3900..... | 15-32-1 | SCREW..... | 21-10-12 |
| PISTON..... | 2-31-1 | REMOTE CONTROL STOP CORD ASSY L=5900..... | 15-32-2 | SCREW..... | 21-10-35 |
| PISTON (0.5 O/S)..... | 2-27-2 | RESTRICTOR..... | 3-9 | SCREW..... | 21-10-37 |
| PISTON (0.5 O/S)..... | 2-31-2 | RETURN SPRING..... | 5-8 | SCREW..... | 21-11-12 |
| PISTON PIN..... | 2-28 | RETURN SPRING..... | 5-9 | SEAL RING..... | 15-29 |
| PISTON PIN..... | 2-32 | REVERSE GATE ASSY..... | 10-40 | SEAL RING 13.8-22-3.7..... | 13-5 |
| PISTON PIN CLIP..... | 2-29 | REVERSE LOCK..... | 11-57 | SEALING PLATE..... | 5-25 |
| PISTON PIN CLIP..... | 2-33 | REVERSE LOCK ARM..... | 11-58 | SEPARATE CORD..... | 20-15-1 |
| PISTON REPAIR KIT..... | 2-26-1 | REVERSE LOCK LEVER..... | 11-63 | SEPARATE CORD..... | 20-15-2 |

| | | | | | |
|----------------------------|----------|------------------------------|----------|--------------------------------|----------|
| SETTING PIECE | 11-53 | SPRING WASHER | 10-34 | THROTTLE SHAFT | 12-5 |
| SETTING PLATE | 11-50 | SPRING WASHER | 15-7 | THROTTLE SHAFT | 13-33 |
| SETTING RING | 6-19 | SPRING WASHER | 15-10 | THROTTLE SHAFT | 21-5-5 |
| SHIFT CAM | 10-23 | SPRING WASHER | 15-22 | THROTTLE SHAFT DAMPER | 12-6 |
| SHIFT GEAR ASSY | 18-27 | SPRING WASHER | 20-12 | THROTTLE SHAFT SUPPORT | 13-34 |
| SHIFT LEVER | 14-12 | SPRING WASHER | 21-10-5 | THROTTLE SHAFT SUPPORT | 21-5-6 |
| SHIFT LEVER | 14-13 | SPRING WASHER | 21-10-8 | THRUST HOLDER | 9B-23 |
| SHIFT LEVER STOP HOLDER | 14-18 | SPRING WASHER | 21-10-13 | THRUST PLATE | 2-19 |
| SHIFT LEVER STOPPER | 14-16 | SPRING WASHER | 21-11-5 | THRUST PLATE | 18-11 |
| SHIFT LINKAGE SET | 10-41 | SPRING WASHER | 21-11-8 | THRUST PLATE (LOWER) 26.5-46-1 | 11-22 |
| SHIFT POSITION DECAL | 19-10 | SPRING WASHER | 21-11-13 | THRUST PLATE (UPPER) 27-50-1 | 11-21 |
| SHIFT POSITION SIDE DECAL | 19-11 | STARTER CABLE L=150 | 7A-32 | THRUST ROD | 11-11 |
| SHIFT ROD | 14-3 | STARTER CABLE L=150 | 21-10-25 | THRUST ROD SPRING | 11-12 |
| SHIFT ROD | 14-11 | STARTER CABLE L=150 | 21-11-28 | TILLER HANDLE | 12-3 |
| SHIFT ROD JOINT | 9A-40 | STARTER CABLE L=200 | 7A-29 | TILLER HANDLE ASSY | 12-1 |
| SHIFT ROD LEVER | 14-24 | STARTER CABLE L=200 | 21-10-27 | TILLER HANDLE ASSY | 21-5-2 |
| SHIM | 2-14 | STARTER CABLE L=200 | 21-11-30 | TILLER HANDLE KIT | 21-5-1 |
| SHIM | 10-29 | STARTER CASE | 5-2 | TILLER HANDLE SUB-ASSY | 12-2 |
| SHIM 26.5-34.8-0.1 | 9B-10-1 | STARTER HANDLE | 5-20 | TILT HANDLE | 16-6-1 |
| SHIM 26.5-34.8-0.15 | 9B-10-2 | STARTER LOCK ARM | 1-45-1 | TILT HANDLE | 16-6-2 |
| SHIM 35-41.9-0.1 | 9A-5-1 | STARTER LOCK ARM | 1-45-2 | TILT STOPPER | 11-47 |
| SHIM 35-41.9-0.15 | 9A-5-2 | STARTER LOCK LEVER | 5-35 | TILT SWITCH COVER | 18-40 |
| SHIM 35-41.9-0.3 | 9A-5-3 | STARTER LOCK LEVER SHAFT | 5-26 | TILT SWITCH PLUG | 18-43 |
| SHIM 35-41.9-0.5 | 9A-5-4 | STARTER LOCK ROD | 1-53 | TOOL KIT | 20-1 |
| SHIM t=0.2 | 14-26 | STARTER LOCK ROD ASSY | 5-38 | TOP COWL ASSY | 16-3-1 |
| SHOULDER BOLT | 11-83 | STARTER LOCK SPRING | 5-36 | TOP COWL ASSY | 16-3-2 |
| SHOULDER BOLT 6-8 | 11-65 | STARTER MOTOR ASSY | 7A-1 | TOP COWL SEAL | 16-5 |
| SLOW JET (#85) | 4-17-1 | STARTER MOTOR ASSY | 21-10-2 | TOP COWL SUB-ASSY | 16-4-1 |
| SLOW JET (#88) | 4-17-2 | STARTER MOTOR ASSY | 21-11-2 | TOP COWL SUB-ASSY | 16-4-2 |
| SMALL END BEARING WASHER | 2-18 | STARTER PULLEY | 5-32 | TRIM TAB | 9A-8 |
| SMALL END BEARING WASHER | 21-12-4 | STARTER ROPE ϕ 5-2000 | 5-21 | TURNING BUCKLE PLATE | 15-31 |
| SNAP | 9B-18 | STARTER SEAL | 5-27 | TWIN REMOTE CONTROL KIT | 18-53 |
| SNAP PIN | 14-10 | STARTER SHAFT | 5-12 | <U> | |
| SNAP PIN d=8 | 1-60 | STARTER SOLENOID | 7A-10 | UNIVERSAL PINION | 12-22 |
| SNAP PIN d=8 | 1-86 | STARTER SOLENOID | 21-10-6 | UNIVERSAL PINION | 21-5-3 |
| SNAP PIN d=8 | 21-5-16 | STARTER SOLENOID | 21-11-6 | <V> | |
| SPACER | 12-17 | STARTER SOLENOID BRACKET | 7A-14 | VALVE PIN | 4-8 |
| SPACER | 18-6 | STARTER SOLENOID BRACKET | 21-10-10 | VALVE PIN | 21-3-8 |
| SPACER 12-14-2.2 | 7B-3 | STARTER SOLENOID BRACKET | 21-11-10 | VOLUTE HOUSING ADAPTER | 10-1 |
| SPACER 12-14-2.2 | 21-11-23 | STARTER SPRING | 5-10 | VOLUTE HOUSING ADAPTER | 10-39 |
| SPACER 18.2-26-3 | 14-14 | STEERING HOOK | 15-15 | <W> | |
| SPACER 25.2-34-1.6 | 2-15 | STEERING SHAFT ASSY | 11-14 | WASHER | 1-8 |
| SPACER 6.2-9-15.7 | 13-3 | STOP SCREW | 4-19 | WASHER | 1-44 |
| SPARK PLUG (B7HS10) | 1-27-1 | STOP SCREW | 21-3-11 | WASHER | 1-52 |
| SPARK PLUG (BR7HS10) | 1-27-2 | STOP SWITCH ASSY | 13-26 | WASHER | 5-15 |
| SPARK PLUG DECAL (B7HS10) | 13-37-1 | STOP SWITCH ASSY | 19-5 | WASHER | 5-37 |
| SPARK PLUG DECAL (BR7HS10) | 13-37-2 | STOP SWITCH ASSY | 19-13 | WASHER | 10-4 |
| SPIRAL TUBE PROTECTOR | 7A-34 | STOP SWITCH LANYARD ASSY | 13-27 | WASHER | 10-16 |
| SPIRAL TUBE PROTECTOR | 21-10-40 | STOP SWITCH LANYARD ASSY | 19-6 | WASHER | 10-19 |
| SPLIT PIN 2-12 | 11-62 | STOPPER | 11-73 | WASHER | 10-22 |
| SPLIT PIN 2-12 | 13-13 | STUD | 1-42 | WASHER | 11-9 |
| SPLIT PIN 3-22 | 9B-26 | STUD | 1-63 | WASHER | 11-10 |
| SPRING | 4-20 | STUD | 3-2 | WASHER | 11-32 |
| SPRING | 4-22 | SUB-WATER INLET HOSE PLUG | 9A-48 | WASHER | 11-34 |
| SPRING | 9B-14 | SWITCH PROTECTOR | 7B-6 | WASHER | 11-64 |
| SPRING | 12-13 | SWIVEL BRACKET | 11-13 | WASHER | 11-75 |
| SPRING | 14-8 | SWIVEL BRACKET SHAFT ASSY | 11-3 | WASHER | 12-25 |
| SPRING | 14-20 | <T> | | WASHER | 13-36 |
| SPRING | 15-4 | TACHOMETER ASSY | 20-7 | WASHER | 14-9 |
| SPRING PIN | 11-48 | TACHOMETER LEAD WIRE L=6000 | 20-13 | WASHER | 14-22 |
| SPRING PIN 3-10 | 12-10 | TACHOMETER UNIT KIT | 20-14 | WASHER | 15-18 |
| SPRING PIN 3-12 | 7A-44 | TAPERED ROLLER BEARING 30205 | 9B-1 | WASHER | 15-28 |
| SPRING PIN 3-12 | 9A-33 | TAPERED ROLLER BEARING 32004 | 9A-15 | WASHER | 18-7 |
| SPRING PIN 3-12 | 9A-41 | TERMINAL CAP | 7A-30 | WASHER | 18-9 |
| SPRING PIN 3-12 | 9A-47 | TERMINAL CAP | 7A-31 | WASHER | 18-13 |
| SPRING PIN 3-12 | 21-10-32 | TERMINAL CAP | 21-10-24 | WASHER | 18-38 |
| SPRING PIN 3-16 | 5-11 | TERMINAL CAP | 21-10-28 | WASHER | 21-5-8 |
| SPRING PIN 3-8 | 2-9 | TERMINAL CAP | 21-11-27 | WASHER | 21-5-10 |
| SPRING PIN 4-14 | 12-23 | TERMINAL CAP | 21-11-31 | WASHER 12.5-24-1 | 7B-4 |
| SPRING PIN 4-14 | 21-5-4 | THERMOSTAT | 1-18 | WASHER 12.5-24-1 | 21-11-35 |
| SPRING RETAINER | 9B-15 | THERMOSTAT CAP | 1-19-1 | WASHER 12.5-32-2.5 | 9B-24 |
| SPRING WASHER | 1-40 | THERMOSTAT CAP | 1-19-2 | WASHER 14-22-1 | 13-7 |
| SPRING WASHER | 3-7 | THERMOSTAT CAP GASKET | 1-20 | WASHER 17-30-1.6 | 6-49 |
| SPRING WASHER | 4-16 | THERMOSTAT CAP GASKET | 21-4-3 | WASHER 18-24-1.5 | 9B-12 |
| SPRING WASHER | 5-14 | THROTTLE ARM | 18-25 | WASHER 21-35.7-3 | 11-37 |
| SPRING WASHER | 5-19 | THROTTLE CAM | 1-72-1 | WASHER 22.6-30-2 | 11-15 |
| SPRING WASHER | 5-29 | THROTTLE CAM | 1-72-2 | WASHER 5.5-14-1.2 | 15-5 |
| SPRING WASHER | 5-31 | THROTTLE DECAL | 12-18 | WASHER 6.5-21-1 | 13-31 |
| SPRING WASHER | 6-35 | THROTTLE LEVER | 4-14 | WASHER 6.5-23-1.5 | 5-6 |
| SPRING WASHER | 7A-9 | THROTTLE LEVER COLLAR | 4-13 | WASHER 6-16-1.5 | 1-49 |
| SPRING WASHER | 7A-12 | THROTTLE LIMITER ARM | 1-50 | WASHER 6-16-1.5 | 1-75 |
| SPRING WASHER | 7A-23 | THROTTLE LIMITER ROD 5-27L | 1-56 | WASHER 6-16-1.5 | 6-24 |
| SPRING WASHER | 7A-37 | THROTTLE ROD | 1-77 | WASHER 6-16-1.5 | 6-39 |

| | |
|-------------------------------------|---------|
| WASHER 6-16-1.5..... | 9A-38 |
| WASHER 6-16-1.5..... | 11-60 |
| WASHER 6-16-1.5..... | 11-68 |
| WASHER 6-16-1.5..... | 13-11 |
| WASHER 6-16-1.5..... | 16-8 |
| WASHER 8.1-16-1.5..... | 1-66 |
| WASHER 8.1-16-1.5..... | 3-26 |
| WASHER 8.1-16-1.5..... | 9A-2-1 |
| WASHER 8.1-16-1.5..... | 9A-2-2 |
| WASHER 8.1-16-1.5..... | 21-9-5 |
| WASHER 8.5-18-1.6..... | 1-61 |
| WASHER 8.5-18-1.6..... | 1-85 |
| WASHER 8.5-18-1.6..... | 11-67 |
| WASHER 8.5-18-1.6..... | 21-5-15 |
| WASHER 8.5-19.5-3.2..... | 1-17 |
| WASHER 9.6-18-2..... | 15-27 |
| WATER PIPE (L)..... | 9A-42-2 |
| WATER PIPE (S)..... | 9A-42-1 |
| WATER PIPE (UL)..... | 9A-42-3 |
| WATER PIPE (UL)..... | 21-9-7 |
| WATER PIPE AUXILIARY MOUNT..... | 9A-46 |
| WATER PIPE SEAL (LOWER)..... | 9A-22 |
| WATER PIPE SEAL (LOWER)..... | 10-7 |
| WATER PIPE SEAL (UPPER)..... | 9A-45 |
| WATER PUMP GUIDE PLATE..... | 9A-29 |
| WATER PUMP GUIDE PLATE..... | 10-11 |
| WATER PUMP GUIDE PLATE..... | 21-6-5 |
| WATER PUMP GUIDE PLATE..... | 21-7-4 |
| WATER PUMP IMPELLER..... | 9A-18 |
| WATER PUMP IMPELLER..... | 10-8 |
| WATER PUMP IMPELLER..... | 21-6-3 |
| WATER PUMP IMPELLER..... | 21-7-2 |
| WATER PUMP KIT (CHROME PLATED)..... | 21-7-1 |
| WATER PUMP REPAIR KIT..... | 21-6-1 |
| WATER STRAINER..... | 9A-16 |
| WATER STRAINER SET..... | 9A-49 |
| WAVE WASHER..... | 18-44 |
| WAVE WASHER d=10..... | 1-46 |
| WAVE WASHER d=10..... | 1-51 |
| WAVE WASHER d=10..... | 1-76 |
| WAVE WASHER d=10..... | 12-8 |
| WAVE WASHER d=14..... | 13-8 |
| WAVE WASHER d=6..... | 13-18 |
| WELCH PLUG..... | 1-10 |
| WIRE COVER..... | 18-30 |

INDEX (Parts Number)

| | | | | | | | |
|-------------|---------------|-------------|---------------|-------------|--------------|-------------|---------------|
| 126-00121-0 |6-2 | 345-01030-0 |1-18 | 346-02011-1 |3-8 | 346-64083-0 |9A-5-3 |
| 126-00121-0 |21-4-10 | 345-01111-0 |8-6 | 346-02011-1 |21-3-2 | 346-64084-0 |9A-5-4 |
| 309-06972-0 |1-87 | 345-01401-0 |6-1 | 346-02011-1 |21-4-8 | 346-64121-5 |9B-25 |
| 309-06972-0 |7A-19 | 345-03292-0 |4-23 | 346-02100-2 |3-4 | 346-64124-5 |9B-24 |
| 309-06972-0 |21-10-18 | 345-05003-1 |5-4 | 346-02305-2 |1-24 | 346-64211-6 |9B-13 |
| 309-06972-0 |21-11-18 | 345-05004-1 |5-10 | 346-02305-2 |21-4-4 | 346-64215-1 |9B-16 |
| 332-00143-0 |2-14 | 345-05013-1 |5-21 | 346-02411-1 |3-30 | 346-64218-0 |9B-17 |
| 332-60005-2 |9A-6 | 345-05104-1 |5-3 | 346-03174-0 |4-13 | 346-64219-0 |9B-18 |
| 332-60006-0 |8-5 | 345-05105-1 |5-2 | 346-03222-0 |4-4 | 346-64231-5 |9B-23 |
| 332-60006-0 |9A-7 | 345-05122-1 |5-6 | 346-03222-0 |21-3-4 | 346-64301-5 |9A-14-1 |
| 332-60006-0 |21-8-2 | 345-05123-1 |5-8 | 346-03231-0 |4-5 | 346-64302-5 |9A-14-2 |
| 332-60103-0 |9B-6 | 345-05124-0 |5-9 | 346-03231-0 |21-3-5 | 346-64303-5 |9A-14-3 |
| 332-60103-0 |21-8-3 | 345-05132-0 |5-12 | 346-03232-0 |4-6 | 346-64303-5 |21-9-6 |
| 332-62101-1 |11-82 | 345-05134-0 |5-24 | 346-03232-0 |21-3-6 | 346-64327-0 |9A-12 |
| 332-64221-0 |9B-14 | 345-05135-1 |5-5 | 346-03256-0 |4-18 | 346-64328-0 |9A-13 |
| 332-65022-0 |9A-19 | 345-05216-0 |5-36 | 346-03256-0 |21-3-10 | 346-65013-0 |9A-24 |
| 332-65022-0 |10-9 | 345-05223-1 |1-55 | 346-03265-0 |4-19 | 346-65013-0 |21-8-5 |
| 332-65022-0 |21-6-2 | 345-05224-0 |1-54 | 346-03265-0 |21-3-11 | 346-65017-2 |9A-23 |
| 332-66021-0 |9A-35 | 345-05225-1 |5-26 | 346-03266-0 |4-21 | 346-65100-0 |9A-42-1 |
| 332-66021-0 |21-8-9 | 345-05226-0 |5-35 | 346-03266-0 |21-3-12 | 346-65110-0 |9A-42-2 |
| 332-66112-0 |14-20 | 345-05901-1 |5-32 | 346-03267-0 |4-20 | 346-65120-0 |9A-42-3 |
| 332-70201-0 |17-11 | 345-06915-0 |5-40 | 346-03268-0 |4-22 | 346-65120-0 |21-9-7 |
| 332-70261-0 |3-35 | 345-06917-1 |1-89 | 346-03272-0 |4-14 | 346-65203-0 |9A-43 |
| 332-72025-0 |13-37-1 | 345-61322-2 |11-34 | 346-04901-2 |3-19 | 346-65204-0 |9A-46 |
| 332-83723-0 |15-3 | 345-62121-1 |11-11 | 346-04901-2 |21-4-11 | 346-65206-0 |9A-45 |
| 332-83724-0 |15-4 | 345-62122-2 |11-12 | 346-05000-3 |5-1 | 346-66012-1 |9A-31-1 |
| 332-83725-0 |15-5 | 345-62417-0 |11-17 | 346-05116-1 |5-25 | 346-66013-1 |9A-31-2 |
| 332Q62102-1 |11-80 | 345-62441-0 |11-18 | 346-05209-0 |5-39 | 346-66014-1 |9A-31-3 |
| 334-00024-1 |2-29 | 345-63048-0 |12-6 | 346-05211-2 |1-45-1 | 346-66014-1 |21-9-8 |
| 334-00061-1 |2-6 | 345-63063-0 |13-34 | 346-05212-0 |1-47 | 346-66037-0 |9A-39 |
| 334-00061-1 |21-12-6 | 345-63063-0 |21-5-6 | 346-05213-0 |1-50 | 346-66037-0 |21-9-9 |
| 334-00131-0 |6-47 | 345-63207-0 |12-20 | 346-05221-1 |1-56 | 346-66121-0 |14-16 |
| 334-00133-0 |6-49 | 345-63713-0 |1-64 | 346-05222-0 |1-53 | 346-66138-0 |14-14 |
| 334-03242-0 |4-8 | 345-65021-0 |9A-18 | 346-05228-1 |6-21 | 346-66211-1 |14-11 |
| 334-03242-0 |21-3-8 | 345-65021-0 |10-8 | 346-05234-0 |1-59 | 346-66225-1 |14-24 |
| 334-04004-0 |3-11 | 345-65021-0 |21-6-3 | 346-05234-0 |1-80 | 346-66226-0 |8-9 |
| 334-04005-0 |3-13 | 345-65021-0 |21-7-2 | 346-05234-0 |21-5-18 | 346-66241-1 |9A-40 |
| 334-04007-0 |3-14 | 345-66115-0 |14-18 | 346-06999-0 |6-30 | 346-66321-0 |11-61 |
| 334-65012-0 |9A-27 | 345-66119-0 |14-26 | 346-60102-0 |9B-4 | 346-66322-0 |11-57 |
| 334-65012-0 |10-13 | 345-66137-0 |14-15 | 346-60213-0 |9A-15 | 346-66323-1 |11-70 |
| 334-66233-0 |1-66 | 345-66226-0 |12-26 | 346-60215-0 |9B-1 | 346-66331-0 |11-71-2 |
| 334-66233-0 |3-26 | 345-66226-0 |21-5-11 | 346-60984-0 |9A-48 | 346-66334-0 |11-73 |
| 334-76141-1 |7A-32 | 345-67117-0 |12-27 | 346-61301-1 |11-29 | 346-67101-0 |14-23 |
| 334-76141-1 |21-10-25 | 345-67142-1 |13-9 | 346-61302-1 |11-28 | 346-67104-0 |13-20 |
| 334-76141-1 |21-11-28 | 345-67161-0 |13-21 | 346-61307-2 |11-30 | 346-67113-0 |13-2 |
| 336-00040-1 |2-10-1 | 345-67169-0 |20-5 | 346-61312-1 |11-39 | 346-67114-1 |13-3 |
| 336-01111-0 |1-5 | 345-76023-0 |7A-49 | 346-61321-2 |11-33 | 346-67115-0 |13-31 |
| 336-03293-0 |4-24 | 345-76023-0 |15-33 | 346-61323-0 |11-27 | 346-67116-0 |8-2 |
| 336-03293-0 |21-3-13 | 345-76023-0 |21-10-38 | 346-61333-0 |11-36 | 346-67151-1 |13-12 |
| 336-05014-0 |5-17 | 345-76072-1 |7A-45 | 346-61334-0 |11-37 | 346-67152-0 |13-14 |
| 336-06973-0 |7A-47 | 345-76072-1 |21-10-33 | 346-61335-0 |11-38 | 346-67153-0 |13-15 |
| 336-06973-0 |13-28 | 345-83721-0 |15-20 | 346-61336-0 |11-35 | 346-67161-0 |13-24 |
| 336-06973-0 |15-34 | 345-83820-0 |15-8 | 346-61337-0 |11-46 | 346-67165-0 |13-22-2 |
| 336-06973-0 |21-10-36 | 346-00001-3 |2-27-1 | 346-62117-1 |11-7 | 346-67165-0 |21-5-21 |
| 336-60007-0 |20-3 | 346-00004-3 |2-27-2 | 346-62124-1 |11-6 | 346-67191-1 |3-32 |
| 336-62415-0 |9A-28 | 346-00011-0 |2-22-1 | 346-62127-0 |11-4 | 346-67196-1 |3-33 |
| 336-62415-0 |21-8-6 | 346-00011-0 |2-25-1 | 346-62412-1 |11-15 | 346-76007-0 |7A-6 |
| 336-66319-1 |11-59 | 346-00014-0 |2-22-2 | 346-62421-1 |11-19 | 346-76007-0 |21-10-39 |
| 336-70112-0 |3-36 | 346-00014-0 |2-25-2 | 346-62424-1 |11-22 | 346-76007-0 |21-11-34 |
| 336-76091-0 |6-46 | 346-00032-0 |2-3 | 346-62437-0 |11-49 | 346-76010-0 |7A-1 |
| 336-76091-0 |7A-28 | 346-00033-0 |2-4 | 346-62438-0 |11-53 | 346-76010-0 |21-10-2 |
| 336-76091-0 |7A-33 | 346-00034-0 |2-5 | 346-62439-1 |11-50 | 346-76010-0 |21-11-2 |
| 336-76091-0 |21-10-29 | 346-00051-1 |2-8 | 346-63061-2 |13-33 | 346-76012-0 |7A-4 |
| 336-76091-0 |21-11-32 | 346-00115-0 |2-19 | 346-63061-2 |21-5-5 | 346-76013-0 |7A-5 |
| 338-01133-0 |1-34 | 346-00116-0 |2-15 | 346-63064-0 |12-22 | 346-76014-0 |7A-3 |
| 338-01403-0 |6-3 | 346-00122-0 |2-20 | 346-63064-0 |21-5-3 | 346-76015-0 |7A-2 |
| 338-01403-0 |21-4-6 | 346-00122-0 |21-4-5 | 346-63066-1 |12-24 | 346-76039-1 |7B-6 |
| 338-02215-0 |3-29 | 346-01005-2 |1-15 | 346-63066-1 |21-5-9 | 346-76040-0 |7A-10 |
| 338-02215-0 |3-38 | 346-01005-2 |21-4-2 | 346-63201-2 |12-19 | 346-76040-0 |21-10-6 |
| 338-05019-0 |5-20 | 346-01032-0 |1-20 | 346-63716-1 |1-77 | 346-76040-0 |21-11-6 |
| 338-05131-0 |5-22 | 346-01032-0 |21-4-3 | 346-63721-0 |1-74 | 346-76043-2 |7A-14 |
| 338-67147-0 |13-5 | 346-01137-0 |1-4 | 346-63722-2 |6-18 | 346-76043-2 |21-10-10 |
| 338Q67141-0 |13-4 | 346-01210-0 |1-36 | 346-64010-1 |9B-9 | 346-76043-2 |21-11-10 |
| 344-03244-0 |4-9 | 346-01215-0 |1-37 | 346-64020-1 |9A-10 | 346-76057-0 |7A-43 |
| 344-03244-0 |21-3-9 | 346-01215-0 |21-4-7 | 346-64027-1 |9A-11 | 346-76057-0 |21-10-31 |
| 344-67177-1 |11-25 | 346-01216-0 |1-38 | 346-64030-0 |9B-11 | 346-76081-1 |7A-17 |
| 344-67177-1 |11-26 | 346-01216-0 |21-4-9 | 346-64032-0 |9B-12 | 346-76081-1 |21-10-19 |
| 345-00042-0 |2-17 | 346-01303-1 |1-93 | 346-64081-0 |9A-5-1 | 346-76081-1 |21-11-19 |
| 345-00113-0 |2-12 | 346-01303-1 |21-4-12 | 346-64082-0 |9A-5-2 | 346-76160-2 |20-6 |

| | | | | | | | |
|-------------|----------|-------------|----------|-------------|----------|-------------|----------|
| 346-76212-0 | 7A-26 | 353-84388-0 | 18-15 | 3A3-84375-0 | 18-5 | 3B7Q84441-0 | 18-34 |
| 346-83732-0 | 13-22-1 | 353-84904-0 | 15-30 | 3A3-84376-0 | 18-33 | 3BA-01138-0 | 13-25 |
| 346-83732-0 | 15-19 | 353-84916-0 | 15-27 | 3A3-84381-0 | 18-27 | 3C7-03251-0 | 4-12-2 |
| 346-83870-0 | 15-12 | 353-84918-0 | 15-25 | 3A3-84383-0 | 18-9 | 3C7-06921-0 | 6-52 |
| 346-84830-1 | 15-15 | 356-00011-0 | 2-24-1 | 3A3-84391-0 | 18-45 | 3C7-70050-1 | 17-13 |
| 346-84901-0 | 15-31 | 356-00014-0 | 2-24-2 | 3A3-84398-0 | 19-12 | 3C7-70113-0 | 17-17 |
| 346-84905-1 | 15-23 | 356-00043-0 | 2-11 | 3A3-84401-0 | 18-36 | 3C7-70155-0 | 17-14 |
| 346-87122-0 | 21-3-1 | 356-00043-0 | 21-12-5 | 3A3-84403-0 | 18-37 | 3C7-70177-1 | 17-12 |
| 346-87321-7 | 21-8-1 | 356-04000-1 | 3-10 | 3A3-84404-0 | 18-41 | 3C7-70199-0 | 17-16 |
| 346B01100-6 | 1-1-1 | 356-04030-0 | 3-15 | 3A3-84406-0 | 18-47 | 3C7-70211-1 | 17-4 |
| 346B02010-1 | 3-1-1 | 356-04044-0 | 3-16 | 3A3-84407-0 | 18-38 | 3C7-70217-0 | 17-5 |
| 346B02301-0 | 1-23-1 | 361-65231-0 | 21-7-1 | 3A3-84421-0 | 18-10 | 3C7-70220-1 | 17-2 |
| 346B05101-1 | 1-41-1 | 361-65238-0 | 21-7-3 | 3A3-84422-0 | 18-11 | 3C7-70224-1 | 17-3 |
| 346B64106-5 | 9B-21-1 | 361-65239-0 | 21-7-4 | 3A3-84423-0 | 18-18 | 3C7-72180-3 | 16-2 |
| 346J01100-6 | 1-1-2 | 361-72026-0 | 13-37-2 | 3A3-84424-0 | 18-22 | 3C7-72182-2 | 5-41 |
| 346J02010-1 | 3-1-2 | 361-72539-0 | 20-13 | 3A3-84425-0 | 18-24 | 3C7-76142-1 | 6-50 |
| 346J02301-0 | 1-23-2 | 361-72542-0 | 20-15-1 | 3A3-84426-0 | 18-23 | 3C8-00021-1 | 2-28 |
| 346J05101-1 | 1-41-2 | 361-72543-0 | 20-15-2 | 3A3-84429-0 | 18-30 | 3C8-01015-0 | 1-17 |
| 346Q60101-8 | 9B-3 | 361-76026-0 | 7B-5 | 3A3-84431-0 | 18-12 | 3C8-60217-1 | 9A-8 |
| 346Q61110-5 | 8-7 | 361-76026-0 | 21-11-33 | 3A3-84432-0 | 18-4 | 3C8-62104-2 | 11-81 |
| 346Q61110-5 | 21-9-2 | 361-76050-0 | 7A-40 | 3A3-84435-0 | 18-46 | 3C8-62107-0 | 11-83 |
| 346Q61191-3 | 8-1-1 | 361-76050-0 | 21-10-30 | 3A3-84442-0 | 18-14 | 3C8-62421-1 | 11-52 |
| 346Q61192-3 | 8-1-2 | 361-76073-0 | 7A-41 | 3A3-84451-0 | 18-40 | 3C8-64223-1 | 9B-19 |
| 346Q61411-2 | 11-31 | 361-76080-0 | 7B-1 | 3A3-84452-0 | 18-43 | 3C8-66011-0 | 9A-32 |
| 346Q62010-1 | 11-14 | 361-76080-0 | 21-11-21 | 3AA-62106-0 | 11-79 | 3C8-66031-1 | 9A-34 |
| 346Q66110-2 | 14-12 | 361-76110-1 | 19-7 | 3AA-83719-0 | 1-61 | 3C8-66032-0 | 9A-36 |
| 346Q67100-3 | 13-1 | 361-76149-0 | 7A-34 | 3AA-83719-0 | 1-85 | 3C8-66032-0 | 21-8-10 |
| 346Q87301-B | 21-1-1 | 361-76149-0 | 21-10-40 | 3AA-83719-0 | 11-67 | 3C8-66308-0 | 1-49 |
| 346Q87302-B | 21-1-2 | 361-83857-0 | 15-32-2 | 3AA-83719-0 | 21-5-15 | 3C8-66308-0 | 1-75 |
| 346Q87304-B | 21-1-3 | 361-84414-0 | 18-48 | 3AAQ62105-0 | 11-77 | 3C8-66308-0 | 6-24 |
| 346Q87314-6 | 21-9-1 | 361-84415-0 | 18-49 | 3AAQ62108-0 | 11-78 | 3C8-66308-0 | 6-39 |
| 348-63715-1 | 1-79 | 361-87322-0 | 21-6-1 | 3AC-60111-0 | 9B-7 | 3C8-66308-0 | 9A-38 |
| 348-63715-1 | 21-5-17 | 369-60206-0 | 9A-16 | 3AC-60111-0 | 21-8-4 | 3C8-66308-0 | 13-11 |
| 348-65011-0 | 9A-21 | 369-64081-1 | 9B-10-1 | 3AC-62191-0 | 11-3 | 3C8-66308-0 | 16-8 |
| 348-65011-0 | 10-6 | 369-64082-1 | 9B-10-2 | 3AD-02230-0 | 3-21 | 3C8-67146-0 | 13-7 |
| 348-65011-0 | 21-6-4 | 369-70098-2 | 1-35 | 3AD-02234-0 | 3-24 | 3C8-72100-1 | 20-1 |
| 348-65016-1 | 9A-20 | 369-72019-1 | 12-18 | 3AD-02235-0 | 3-23 | 3C8-72181-0 | 6-33 |
| 348-65016-1 | 10-5 | 369-84416-0 | 18-50 | 3AD-02237-0 | 3-22 | 3E0-70270-0 | 17-15 |
| 348-65018-0 | 9A-26 | 369-84418-0 | 18-52 | 3AE-60211-0 | 9A-4 | 3E3-87123-0 | 2-23-1 |
| 348-65018-0 | 10-10 | 393-01131-0 | 1-2 | 3AEQ60000-2 | 9A-3 | 3E3-87124-0 | 2-23-2 |
| 348-65018-0 | 21-6-7 | 393-01137-0 | 1-3 | 3AEQ62112-2 | 11-1 | 3EF-10069-0 | 10-30 |
| 348-65018-0 | 21-7-5 | 393-01160-0 | 1-29 | 3AEQ62113-2 | 11-2 | 3EF-60001-0 | 10-18 |
| 348-65018-0 | 21-8-8 | 398-06830-0 | 13-26 | 3AL-05212-0 | 11-66 | 3EF-60218-0 | 10-35 |
| 348-65025-0 | 9A-29 | 398-06830-0 | 19-13 | 3AL-05254-0 | 11-65 | 3EF-61114-0 | 14-6 |
| 348-65025-0 | 21-6-5 | 398-06972-0 | 1-92 | 3AL-66333-0 | 11-72 | 3EF-61309-0 | 10-29 |
| 348-65029-1 | 9A-25 | 398-62396-1 | 11-42 | 3B2-70260-1 | 3-34 | 3EF-62139-1 | 10-26 |
| 348-65029-1 | 21-6-6 | 398-63012-0 | 12-4 | 3B2-76062-0 | 7A-25 | 3EF-65017-0 | 10-14 |
| 348-65029-1 | 21-7-6 | 398-63041-0 | 12-5 | 3B2-76062-0 | 21-10-22 | 3EF-65029-0 | 10-12 |
| 348-65029-1 | 21-8-7 | 398-63053-0 | 12-17 | 3B2-76062-0 | 21-11-25 | 3EF-65304-0 | 10-20 |
| 349-62126-0 | 11-5 | 398Q63003-1 | 12-1 | 3B2-76120-1 | 7A-27 | 3EF-65306-0 | 10-23 |
| 349-66312-0 | 11-69 | 398Q63003-1 | 21-5-2 | 3B2-76120-1 | 21-10-23 | 3EF-65307-0 | 14-10 |
| 349-66313-0 | 11-58 | 398Q63011-1 | 12-3 | 3B2-76120-1 | 21-11-26 | 3EF-65315-0 | 10-31 |
| 349B64529-1 | 9B-21-7 | 3A0-06048-1 | 6-26-1 | 3B2-76147-2 | 7A-29 | 3EF-65317-0 | 10-32 |
| 349Q60100-7 | 9B-2 | 3A0-06322-1 | 6-37 | 3B2-76147-2 | 21-10-27 | 3EF-65322-0 | 10-40 |
| 349Q62310-3 | 11-13 | 3A0-62423-2 | 11-21 | 3B2-76147-2 | 21-11-30 | 3EF-65323-0 | 10-41 |
| 349Q62993-2 | 11-47 | 3A0-76079-0 | 6-42 | 3B7-03240-0 | 4-7 | 3EF-66211-0 | 14-3 |
| 350-01093-0 | 1-10 | 3A1-03251-0 | 4-12-1 | 3B7-03240-0 | 21-3-7 | 3EF-66336-0 | 14-8 |
| 350-05136-0 | 5-23 | 3A1-03252-0 | 4-11 | 3B7-05243-0 | 1-57 | 3EF-76076-0 | 14-4 |
| 350-06025-0 | 6-12 | 3A1-03276-0 | 4-17-1 | 3B7-05243-0 | 1-70 | 3EG-76076-0 | 14-5 |
| 350-63046-0 | 12-7 | 3A1-60235-0 | 9A-49 | 3B7-06305-0 | 6-41 | 3F3-03234-0 | 4-10 |
| 350-63046-0 | 12-21 | 3A1-76082-0 | 7B-2 | 3B7-60218-1 | 11-44 | 3F3-06920-0 | 6-43 |
| 350-63046-0 | 21-5-12 | 3A1-76082-0 | 21-11-22 | 3B7-63731-0 | 7B-4 | 3F3-76217-0 | 19-2-1 |
| 350-63717-1 | 1-69 | 3A1-83710-1 | 15-14 | 3B7-63731-0 | 21-11-35 | 3F3-76218-0 | 19-2-2 |
| 350-64222-1 | 9B-15 | 3A1-83722-0 | 15-2 | 3B7-63733-0 | 1-82 | 3F3-76219-0 | 19-2-3 |
| 350-67105-0 | 13-6 | 3A1-83880-1 | 15-1 | 3B7-63733-0 | 21-5-20 | 3F3-84908-0 | 15-29 |
| 353-03221-0 | 4-2 | 3A1-87121-5 | 21-4-1 | 3B7-65014-0 | 9A-22 | 3FG-04308-0 | 10-1 |
| 353-06281-0 | 7A-35 | 3A1B01001-2 | 1-9-1 | 3B7-65014-0 | 10-7 | 3FG-05211-0 | 1-45-2 |
| 353-06281-0 | 21-10-15 | 3A3-06830-0 | 19-5 | 3B7-70200-4 | 17-1 | 3FG-64293-0 | 14-1 |
| 353-06281-0 | 21-11-15 | 3A3-62396-1 | 11-54 | 3B7-70280-1 | 17-8 | 3FG-65025-0 | 10-11 |
| 353-06283-0 | 7A-39 | 3A3-62396-1 | 11-55 | 3B7-72201-0 | 20-2 | 3FG-65310-0 | 10-24 |
| 353-06283-0 | 21-10-16 | 3A3-76037-0 | 6-16 | 3B7-72530-2 | 20-7 | 3FG-65321-0 | 10-39 |
| 353-06283-0 | 21-11-16 | 3A3-76037-0 | 18-3 | 3B7-72656-0 | 20-9 | 3FGQ66110-2 | 14-13 |
| 353-06821-0 | 13-27 | 3A3-76086-1 | 19-3 | 3B7-72659-0 | 20-8 | 3G2-06025-1 | 6-13 |
| 353-06821-0 | 19-6 | 3A3-76145-0 | 7A-30 | 3B7-72661-0 | 20-10 | 3G2-76060-0 | 7A-20 |
| 353-63723-1 | 6-19 | 3A3-76145-0 | 21-10-28 | 3B7-76142-1 | 1-22 | 3G2-76060-0 | 21-10-11 |
| 353-67162-0 | 13-23 | 3A3-76145-0 | 21-11-31 | 3B7-76145-0 | 7A-31 | 3G2-76060-0 | 21-11-11 |
| 353-67162-0 | 21-5-22 | 3A3-81301-0 | 18-53 | 3B7-76145-0 | 21-10-24 | 3G2-76142-0 | 7A-21 |
| 353-76020-3 | 19-1 | 3A3-83314-2 | 18-28 | 3B7-76145-0 | 21-11-27 | 3G2-76142-0 | 21-10-41 |
| 353-76037-0 | 6-17 | 3A3-84307-0 | 18-20 | 3B7Q84312-0 | 18-16 | 3G2-76142-0 | 21-11-36 |
| 353-83728-1 | 1-83 | 3A3-84364-2 | 18-29 | 3B7Q84343-0 | 18-42 | 3G3-06021-1 | 6-10 |
| 353-83728-1 | 21-5-13 | 3A3-84365-1 | 18-25 | 3B7Q84350-3 | 18-1 | 3GF-70250-0 | 17-10 |
| 353-84321-0 | 18-51 | 3A3-84368-0 | 18-44 | 3B7Q84360-1 | 18-2 | 3GF-70281-0 | 17-9 |
| 353-84371-0 | 18-7 | 3A3-84374-0 | 18-6 | 3B7Q84366-0 | 18-35 | 3H6B01031-0 | 1-19-1 |

| | | | | | | | |
|-------------|----------|-------------|----------|-------------|----------|-------------|----------|
| 3H6J01031-0 | 1-19-2 | 3P1B87090-9 | 21-2-2 | 910903-6616 | 7A-15 | 930103-0800 | 5-16 |
| 3H8-62415-0 | 11-23 | 3R0-66308-0 | 11-60 | 910903-6616 | 7A-18 | 930103-0800 | 7A-8 |
| 3HT-64236-0 | 10-25 | 3R0-66308-0 | 11-68 | 910903-6616 | 21-10-20 | 930103-0800 | 11-76 |
| 3HT-65022-0 | 10-28 | 3R0-66332-0 | 11-71-1 | 910903-6616 | 21-11-24 | 930103-0800 | 15-17 |
| 3HT-65313-0 | 10-38 | 3R0-87326-0 | 9B-22 | 915221-0823 | 1-63 | 930103-0800 | 21-10-4 |
| 3HT-67564-0 | 16-1 | 3R0B64518-0 | 9B-21-2 | 915321-0618 | 3-2 | 930103-0800 | 21-11-4 |
| 3J2-00114-0 | 2-7 | 3R0B64521-0 | 9B-21-3 | 9153F4-0825 | 1-42 | 930103-1000 | 11-41 |
| 3J2-00114-0 | 2-13 | 3R0B64523-0 | 9B-21-4 | 916103-0835 | 7A-7 | 930121-0800 | 1-43 |
| 3KK-00001-0 | 2-31-1 | 3R0B64525-0 | 9B-21-5 | 916103-0835 | 21-10-3 | 930131-0500 | 4-15 |
| 3KK-00004-0 | 2-31-2 | 3R0B64527-0 | 9B-21-6 | 916103-0835 | 21-11-3 | 930222-0300 | 3-18 |
| 3KK-00039-0 | 21-12-1 | 3T4-06972-1 | 6-40 | 916103-0885 | 11-74 | 930403-0400 | 7A-46 |
| 3KK-00041-0 | 2-10-2 | 3T5-01133-0 | 1-33 | 916124-0840 | 1-7 | 930403-0400 | 9A-50 |
| 3KK-00041-0 | 21-12-3 | 3T5-10046-0 | 1-12 | 916124-0850 | 1-6 | 930403-0400 | 21-10-34 |
| 3KK-00046-0 | 2-18 | 3T5-84398-0 | 6-29 | 9161E3-0835 | 8-8 | 930403-0600 | 12-16 |
| 3KK-00046-0 | 21-12-4 | 3V1-63035-1 | 12-11 | 9161E3-0835 | 21-9-3 | 930403-0600 | 13-19 |
| 3KK-00069-0 | 2-1-2 | 3V1-63036-0 | 12-13 | 9161E3-0840 | 9A-1-2 | 930403-0600 | 16-7 |
| 3KK-00090-0 | 2-34 | 3V1-63077-0 | 12-12 | 9161E3-0840 | 9A-1-3 | 930403-0800 | 1-65 |
| 3KK-00090-0 | 21-12-2 | 3Y9-06157-0 | 6-31 | 9161E3-0840 | 10-3 | 930403-0800 | 15-26 |
| 3KK-03200-0 | 4-1-2 | 910103-0525 | 18-32 | 9161E3-0845 | 9A-1-1 | 930403-1000 | 14-25 |
| 3KK-04588-0 | 4-17-2 | 910103-0610 | 9A-44 | 9161E3-0845 | 9A-1-4 | 931121-1600 | 6-48 |
| 3KK-06049-0 | 6-26-2 | 910103-0612 | 6-51 | 9161E3-0845 | 21-9-4 | 940103-0400 | 5-37 |
| 3KK-63718-0 | 1-72-2 | 910103-0612 | 13-10 | 920803-0620 | 9A-17 | 940103-0600 | 1-52 |
| 3KK-87801-0 | 16-9-3 | 910103-0612 | 21-10-26 | 921503-0315 | 19-4 | 940103-0600 | 10-22 |
| 3KKH67645-0 | 16-3-2 | 910103-0612 | 21-11-29 | 921503-0406 | 18-17 | 940103-0600 | 13-36 |
| 3KKJ01001-0 | 1-9-2 | 910103-0614 | 13-17 | 921503-0430 | 9A-51 | 940103-0600 | 14-9 |
| 3KKJ87090-0 | 21-2-1 | 910103-0616 | 7A-11 | 921503-0510 | 18-39 | 940103-0600 | 14-22 |
| 3KL-87130-0 | 2-30-1 | 910103-0616 | 10-21 | 921503-0525 | 1-67 | 940103-0600 | 21-5-8 |
| 3KL-87131-0 | 2-30-2 | 910103-0616 | 10-33 | 921503-0525 | 7A-22 | 940103-0800 | 11-64 |
| 3KL-87801-0 | 16-9-4 | 910103-0616 | 21-10-7 | 921503-0525 | 21-10-12 | 940103-0800 | 11-75 |
| 3KM-01012-0 | 1-16 | 910103-0616 | 21-11-7 | 921503-0525 | 21-11-12 | 940103-0800 | 12-25 |
| 3KM-67501-0 | 16-5 | 910103-0620 | 7A-36 | 921503-0530 | 1-14 | 940103-0800 | 15-18 |
| 3KM-67503-0 | 5-27 | 910103-0620 | 15-13 | 921503-0612 | 7A-48 | 940103-0800 | 15-28 |
| 3KM-87801-0 | 16-9-1 | 910103-0620 | 21-10-17 | 921503-0612 | 15-35 | 940103-0800 | 18-13 |
| 3KMH67521-0 | 16-6-2 | 910103-0620 | 21-11-17 | 921503-0612 | 21-10-37 | 940103-0800 | 21-5-10 |
| 3KMH67640-0 | 16-4-1 | 910103-0625 | 10-36 | 921503-0616 | 1-73 | 940121-0800 | 1-8 |
| 3KMQ67521-0 | 16-6-1 | 910103-0835 | 15-24 | 921503-0620 | 1-48 | 940121-0800 | 1-44 |
| 3KMQ67640-0 | 16-4-2 | 910103-5614 | 3-31 | 921503-5510 | 6-44 | 940121-0800 | 5-15 |
| 3KMQ67645-0 | 16-3-1 | 910103-5620 | 9A-9 | 921503-5612 | 13-29 | 9401E3-0600 | 10-16 |
| 3LC-00021-0 | 2-32 | 910103-5625 | 6-34 | 921503-6408 | 7A-42 | 9401E3-0600 | 11-9 |
| 3LC-00024-0 | 2-33 | 910103-5630 | 1-21 | 921503-6408 | 21-10-35 | 9401E3-0600 | 11-10 |
| 3LC-01160-0 | 1-28 | 910103-5630 | 11-45 | 921503-6516 | 10-27 | 9401E3-1000 | 10-19 |
| 3LD-06102-0 | 6-7 | 910103-6612 | 9A-37 | 921503-6640 | 3-20 | 9401E3-1000 | 11-32 |
| 3LD-06133-0 | 6-15 | 910103-6612 | 13-16 | 921521-0610 | 1-88 | 9402E3-0800 | 10-4 |
| 3M2-06921-0 | 6-27 | 910103-6620 | 6-23 | 921521-6406 | 6-14-1 | 941303-0500 | 7A-23 |
| 3M2-06926-0 | 6-28 | 910103-6625 | 6-38 | 921521-6406 | 6-14-2 | 941303-0500 | 15-10 |
| 3M3Q63005-1 | 12-2 | 910103-6830 | 15-16 | 921521-6510 | 6-20 | 941303-0500 | 20-12 |
| 3M4-76084-0 | 7B-3 | 910121-0612 | 13-32 | 921521-6525 | 6-11 | 941303-0500 | 21-10-13 |
| 3M4-76084-0 | 21-11-23 | 910121-6620 | 6-4 | 921521-6528 | 6-9 | 941303-0500 | 21-11-13 |
| 3MV-87123-0 | 2-21-1 | 910121-6625 | 3-3 | 921521-7616 | 3-5 | 941303-0600 | 1-40 |
| 3MV-87124-0 | 2-21-2 | 910121-6625 | 5-33 | 921603-0512 | 18-21 | 941303-0600 | 3-7 |
| 3MV-87801-0 | 16-9-2 | 9101E3-0625 | 12-14 | 921603-0518 | 18-19 | 941303-0600 | 5-19 |
| 3N5-84331-0 | 19-8 | 9101E3-0630 | 13-30 | 921722-0306 | 3-17 | 941303-0600 | 5-31 |
| 3N5-84333-0 | 19-9 | 9101E3-0670 | 10-15 | 921803-0525 | 12-9 | 941303-0600 | 6-35 |
| 3N5-84336-0 | 19-10 | 9101E3-0830 | 10-2 | 922503-6414 | 4-3 | 941303-0600 | 7A-12 |
| 3N5-84465-0 | 19-11 | 9101E3-0830 | 11-20 | 922503-6414 | 21-3-3 | 941303-0600 | 7A-37 |
| 3P0-01143-0 | 1-11 | 9101E3-0850 | 10-17 | 9225F2-6528 | 3-12 | 941303-0600 | 10-34 |
| 3P0-03200-0 | 4-1-1 | 9101E3-5610 | 11-56 | 930103-0500 | 1-58 | 941303-0600 | 15-7 |
| 3P0-05218-0 | 5-38 | 9101E3-5612 | 11-43 | 930103-0500 | 1-68 | 941303-0600 | 15-22 |
| 3P0-05223-0 | 1-78 | 9101E3-5616 | 14-2 | 930103-0500 | 1-71 | 941303-0600 | 21-10-8 |
| 3P0-06002-1 | 6-6 | 9101E3-5620 | 10-37 | 930103-0500 | 1-81 | 941303-0600 | 21-11-8 |
| 3P0-06023-0 | 6-8 | 9101E3-5652 | 9A-30 | 930103-0500 | 7A-24 | 941303-0800 | 5-29 |
| 3P0-06060-0 | 6-22 | 9101E3-5652 | 21-6-8 | 930103-0500 | 15-11 | 941303-0800 | 7A-9 |
| 3P0-06091-1 | 6-5 | 9101E3-5675 | 12-15 | 930103-0500 | 18-31 | 941303-0800 | 21-10-5 |
| 3P0-06157-0 | 6-32 | 9101E3-5820 | 11-40 | 930103-0500 | 20-11 | 941303-0800 | 21-11-5 |
| 3P0-06915-0 | 6-45 | 9101E3-5820 | 11-51 | 930103-0500 | 21-5-19 | 941322-0800 | 5-14 |
| 3P0-60218-0 | 1-13 | 9101E3-5830 | 9B-8 | 930103-0500 | 21-10-14 | 941332-0500 | 4-16 |
| 3P0-63711-0 | 1-62 | 9101E3-5840 | 8-3 | 930103-0500 | 21-11-14 | 941403-0600 | 13-18 |
| 3P0-63718-0 | 1-72-1 | 9101F4-0616 | 1-39 | 930103-0600 | 1-84 | 941403-1000 | 1-46 |
| 3P0-66233-0 | 9A-2-1 | 9101F4-0616 | 14-21 | 930103-0600 | 3-6 | 941403-1000 | 1-51 |
| 3P0-66233-0 | 9A-2-2 | 9101F4-0625 | 5-18 | 930103-0600 | 6-25 | 941403-1000 | 1-76 |
| 3P0-66233-0 | 21-9-5 | 9101F4-0625 | 5-30 | 930103-0600 | 6-36 | 941403-1000 | 12-8 |
| 3P0-66311-0 | 11-63 | 9101F4-0630 | 13-35 | 930103-0600 | 7A-13 | 941403-1400 | 13-8 |
| 3P0-66901-0 | 20-4 | 9101F4-0630 | 21-5-7 | 930103-0600 | 7A-38 | 945103-2200 | 11-16 |
| 3P0-72679-0 | 20-14 | 9101F4-0825 | 1-90 | 930103-0600 | 11-8 | 945103-2500 | 11-24 |
| 3P0-76000-0 | 21-10-1 | 9101F4-0830 | 5-13 | 930103-0600 | 14-7 | 945107-2500 | 2-16 |
| 3P0-76300-0 | 21-11-1 | 9101F4-0830 | 5-28 | 930103-0600 | 15-6 | 945303-0500 | 5-7 |
| 3P0-83857-0 | 15-32-1 | 910403-0518 | 15-9 | 930103-0600 | 15-21 | 945303-0600 | 5-34 |
| 3P0Q63000-2 | 21-5-1 | 9104F1-5518 | 1-25 | 930103-0600 | 18-8 | 945303-0600 | 18-26 |
| 3P1-00031-0 | 2-2 | 9106E3-0808 | 8-4 | 930103-0600 | 21-5-14 | 951403-0310 | 12-10 |
| 3P1-00069-1 | 2-1-1 | 910903-6508 | 7A-16 | 930103-0600 | 21-10-9 | 951403-0312 | 7A-44 |
| 3P1-03536-0 | 3-9 | 910903-6508 | 21-10-21 | 930103-0600 | 21-11-9 | 951403-0312 | 9A-41 |
| 3P1-87130-0 | 2-26-1 | 910903-6508 | 21-11-20 | 930103-0800 | 1-91 | 951403-0312 | 9A-47 |
| 3P1-87131-0 | 2-26-2 | 910903-6512 | 14-17 | 930103-0800 | 3-25 | 951403-0312 | 21-10-32 |

| | |
|-----------------------|---------|
| 951403-0316 | 5-11 |
| 951403-0414 | 12-23 |
| 951403-0414 | 21-5-4 |
| 951403-0640 | 11-48 |
| 951407-0308 | 2-9 |
| 951407-0312 | 9A-33 |
| 951503-0212 | 11-62 |
| 951503-0212 | 13-13 |
| 951503-0322 | 9B-26 |
| 951603-0800 | 1-60 |
| 951603-0800 | 1-86 |
| 951603-0800 | 21-5-16 |
| 9601-0-6205 | 9B-5 |
| 965002-0803 | 9B-20 |
| 965002-1605 | 14-19 |
| 9701-1-1005 | 1-27-1 |
| 9701-1-1015 | 1-27-2 |
| 98AB-50-110 | 3-37 |
| 98AB-50-160 | 3-27 |
| 98AB-50-230 | 3-28 |
| 98AB-50-250 | 1-26 |
| 98AB-701600 | 17-7 |
| 98AB-70-700 | 17-6 |
| 98AL-40-030 | 1-30 |
| 98AL-40-185 | 1-31 |
| 98AL-40-230 | 1-32 |

**2013
PARTS CATALOG**

M 25H

JET

30H

MX 25H

30H

TOHATSU CORPORATION

**Address : 5-4,3-chome,Azusawa,Itabashi-ku,
TOKYO,174-0051 JAPAN**

Phone : TOKYO (03)3966-3117

FAX : TOKYO (03)3966-0090

Website : www.tohatsu.co.jp