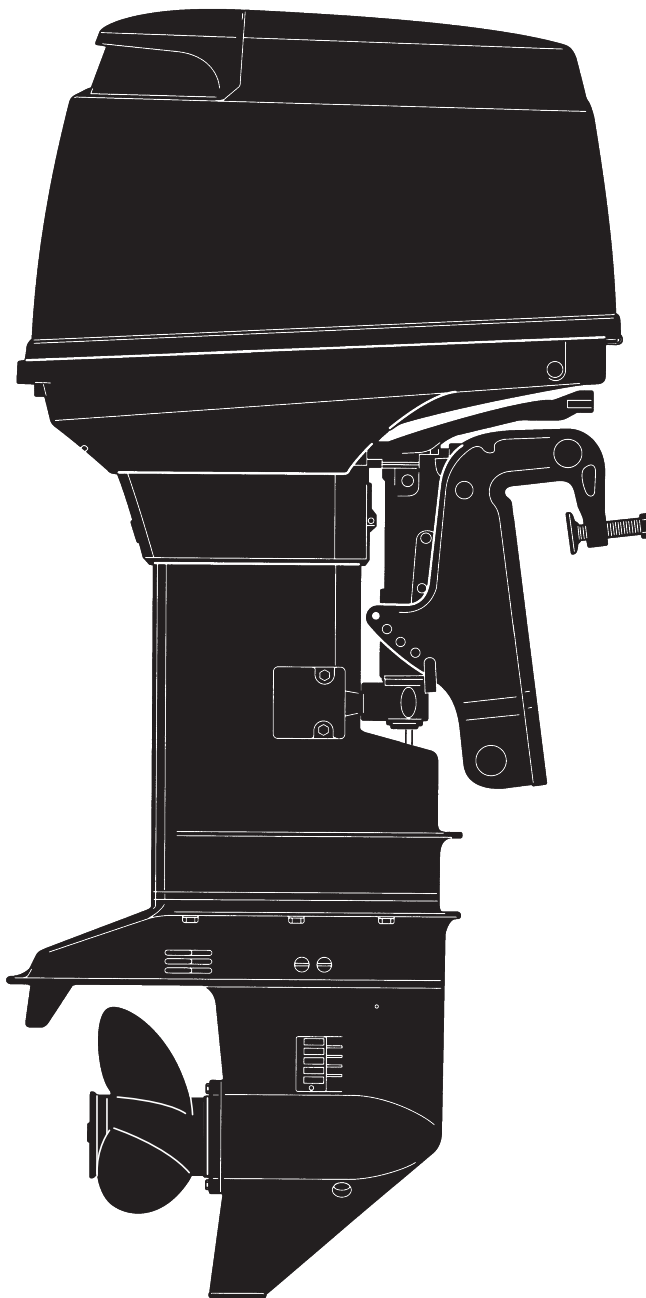


2013 PARTS CATALOG

 TOHATSU



M 40D2

M 50D2

MW 50D2

MX 50D2

MWX 50D2

Serial Number 00001AC~

**OB NO.002-21038-9
1301**

HOW TO USE THIS PARTS CATALOG

1. This Parts Catalog provides information available as of the end of January, 2013.
2. Please keep the Parts Catalog updated each time when receiving the Service Bulletin describing the addition, abolition and/or change of parts.
3. Actual shapes of parts may be different from the illustrations shown in this Parts Catalog because they are described only as a guide for searching parts.
4. One illustration is given more than one article number. Please confirm the sub-number, applicable model and remarks before ordering parts.

| Ref.No. | Part No. | Description | Applicable model | | | Remarks | |
|---------|----------|-------------|----------------------------|-------|-------|---------|--------------------------|
| | | | Q'ty | M40D2 | M50D2 | | MWX50D2 |
| 1-1 | 1 | 3C8B01105-1 | CYL BLOCK & CRANKCASE ASSY | 1 | | | Black for M40D2 |
| 1-1 | 2 | 3E3B01105-1 | CYL BLOCK & CRANKCASE ASSY | | 1 | | Black for M50D2, MW50D2 |
| 1-1 | 3 | 3E3J01100-0 | CYL BLOCK & CRANKCASE ASSY | | | 1 | Gray for MX50D2, MWX50D2 |
| 1-2 | | 393-01137-0 | * NIPPLE | 2 | 2 | 2 | |
| | ③ | 345-01111-0 | * DOWEL PIN 6-12 | 2 | 2 | 2 | |

① Different specification
② Illustration position number
③ Fig. No.

5. Given mark in (*) to part number shows assembly or kit part.

6. Marks in this Parts Catalog show.

| | | | |
|-----|------------------|------|------------------|
| STD | : Standard | OPT | : Optional Parts |
| O/S | : Over size | ASSY | : Assembly |
| DO | : Domestic Model | EX | : Export Model |
| A | : As required | EU | : European Union |

7. Attention to order

Please order painted parts in accordance with following.

The parts that fourth figure of the parts number is (B), (Q) have painted.

Present coloring of power head is black (B) and lower unit is aqua marine blue (Q).

[Example]

Engine Short Block Kit

3C8B87090-E

B: Black

Lower Unit Assy (L)

3T5Q87302-3

Q: Aquamarine Blue

8. About dimensional identification of bolts, nuts and washers.

BOLT

916124 - 0845

Length below neck

Diameter


NUTS & WASHERS 940121 - 0800

Diameter

9. Hose, that is a standard part, is replaced with long hose.

HOSE

98AL - 40 - 160



HOSE/PIPE

| Fig No | Part No. | Description | Bulk part No. | Bulk part | |
|--------|-------------|-------------|----------------|---------------------|------------|
| | | | | Inner Diameter (mm) | Length (m) |
| 1-38 | 98AL-40-160 | HOSE | 98AL-401000 | 4 | 1 |
| 1-39 | 98AL-40-220 | HOSE | 98AL-401000 | 4 | 1 |
| 1-40 | 98AL-40-330 | HOSE | 98AL-401000 | 4 | 1 |
| 1-42 | 98AL-40-030 | HOSE | 98AL-401000 | 4 | 1 |
| 1-43 | 98AL-40-120 | HOSE | 98AL-401000 | 4 | 1 |
| 1-44 | 98AL-40-180 | HOSE | 98AL-401000 | 4 | 1 |
| 1-45 | 98AL-40-040 | HOSE | 98AL-401000 | 4 | 1 |
| 1-46 | 98AL-40-270 | HOSE | 98AL-401000 | 4 | 1 |
| 3-6 | 98AB-50-065 | HOSE | 98AB-501000 | 5 | 1 |
| 3-7 | 98AB-50-155 | HOSE | 98AB-501000 | 5 | 1 |
| 4-40 | 98AB-50-080 | HOSE | 98AB-501000 | 5 | 1 |
| 5-9 | 98AB-50-300 | HOSE | 98AB-501000 | 5 | 1 |
| 5-10 | 98AB-50-200 | HOSE | 98AB-501000 | 5 | 1 |
| 5-11 | 98AB-50-350 | HOSE | 98AB-501000 | 5 | 1 |
| 5-12 | 98AB-50-530 | HOSE | 98AB-501000 | 5 | 1 |
| 5-16 | 98AB-50-215 | HOSE | 98AB-501000 | 5 | 1 |
| 12-12 | 99AA-6-0700 | PIPE | 99AA-6-1000 | 6 | 1 |
| 12-13 | 99AA-6-0400 | PIPE | 99AA-6-1000 | 6 | 1 |
| 12-15 | 99AA-4-0230 | PIPE | 99AA-4-1000 | 4 | 1 |
| 23-28 | 98AB-50-260 | HOSE | 98AB-501000 | 5 | 1 |
| 25-6 | 98AB-70-700 | HOSE | 98AB-701000 | 7 | 1 |
| 25-7 | 98AB-701600 | HOSE | 98AB-701000 x2 | 7 | 1 |
| 29-18 | 98AB-506000 | HOSE | 98AB-501000 x6 | 5 | 1 |

CONTENTS

| | | |
|----------------------|----------------------------------------------------|-----|
| Fig. 1 | CYLINDER · CRANK CASE | 1 |
| Fig. 2 | PISTON · CRANK SHAFT | 7 |
| Fig. 3 | INTAKE MANIFOLD · REED VALVE | 11 |
| Fig. 4 | INTAKE SILENCER · CARBURETOR | 13 |
| Fig. 5 | FUEL LINE | 19 |
| Fig. 6 | THROTTLE | 21 |
| Fig. 7 | RECOIL STARTER | 25 |
| Fig. 8 | MAGNETO | 29 |
| Fig. 9 | ELECTRIC PARTS (STARTER MOTOR) | 31 |
| Fig. 10 | ELECTRIC PARTS (C.D. UNIT) | 35 |
| Fig. 11 | ELECTRIC PARTS (DIAGRAM) | 39 |
| Fig. 12 | OIL PUMP (AUTO MIXING MODEL) | 41 |
| Fig. 13 | DRIVE SHAFT HOUSING | 45 |
| Fig. 14 | GEAR CASE (DRIVE SHAFT)M40/50D2 · MX50D2 | 49 |
| Fig. 15 | GEAR CASE (PROPELLER SHAFT) M40/50D2 · MX50D2 | 55 |
| Fig. 16 | GEAR CASE (DRIVE SHAFT) MW50D2/MWX50D2 | 59 |
| Fig. 17 | GEAR CASE (PROPELLER SHAFT) MW50D2/MWX50D2 | 63 |
| Fig. 18 | BRACKET (MANUAL TILT) | 67 |
| Fig. 19 | MANUAL TILT | 73 |
| Fig. 20 | BRACKET (POWER TRIM & TILT) | 75 |
| Fig. 21 | POWER TRIM & TILT | 79 |
| Fig. 22 | TILLER HANDLE (F TYPE) | 81 |
| Fig. 23 | BOTTOM COWL · SHIFT | 85 |
| Fig. 24 | TOP COWL | 93 |
| Fig. 25 | FUEL TANK | 95 |
| Fig. 26 | COMPONENT PARTS OF REMOTE CONTROL | 97 |
| Fig. 27 | COMPONENT PARTS OF REMOTE CONTROL (ELECTRIC PARTS) | 101 |
| Fig. 28 | ACCESSORIES | 103 |
| Fig. 29 | OPTIONAL PARTS (1) | 105 |
| Fig. 30 | OPTIONAL PARTS (2) | 111 |
| Fig. 31 | OPTIONAL PARTS (3) | 113 |
| Fig. 32 | OPTIONAL PARTS (4) | 115 |
| Fig. 33 | ASSEMBLY · KIT PARTS | 117 |
| INDEX | | 127 |
| INDEX (Parts Number) | | 133 |

Fig. 1 CYLINDER · CRANK CASE

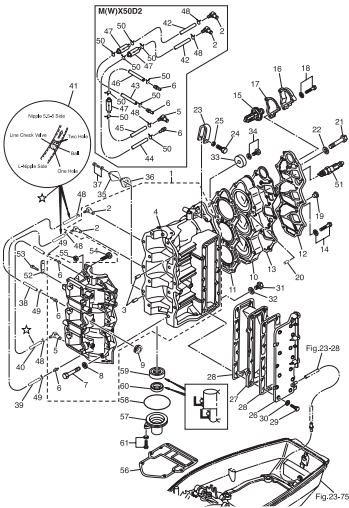


Fig. 2 PISTON · CRANK SHAFT

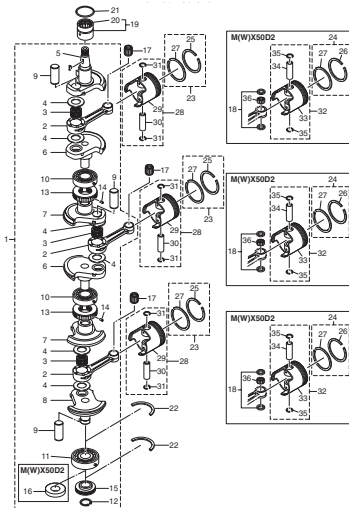


Fig. 3 INTAKE MANIFOLD · REED VALVE

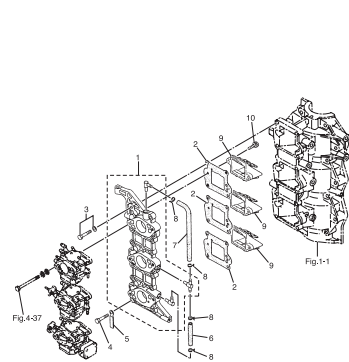


Fig. 4 INTAKE SILENCER · CARBURETOR

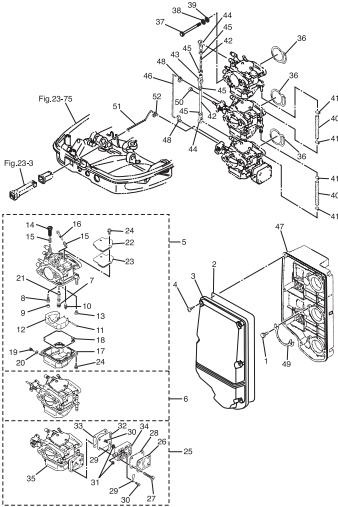


Fig. 5 FUEL LINE

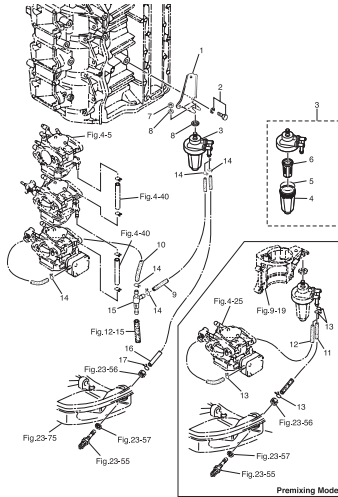


Fig. 6 THROTTLE

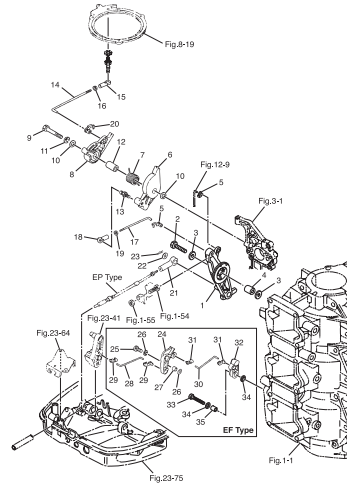


Fig. 7 RECOIL STARTER

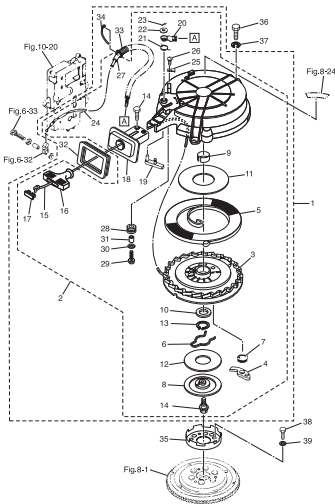


Fig. 8 MAGNETO

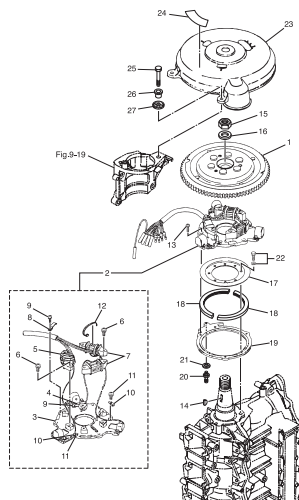


Fig. 9 ELECTRIC PARTS (STARTER MOTOR)

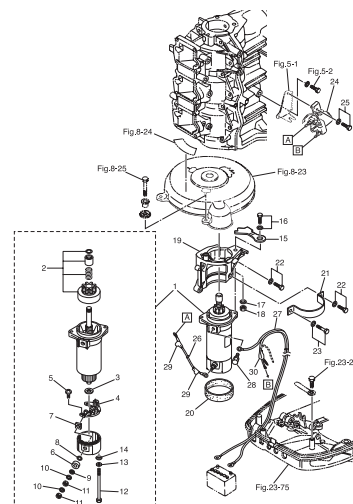


Fig. 10 ELECTRIC PARTS (C.D. UNIT)

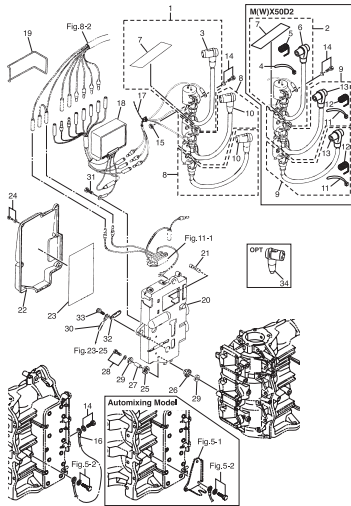


Fig. 11 ELECTRIC PARTS (DIAGRAM)

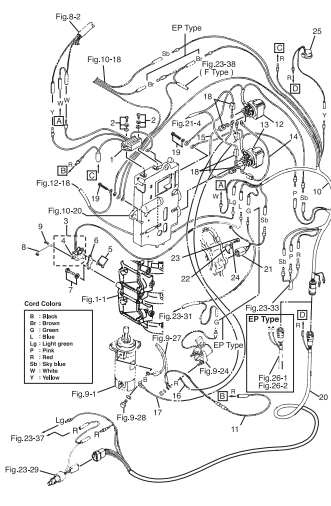


Fig. 12 OIL PUMP (AUTO MIXING MODEL)

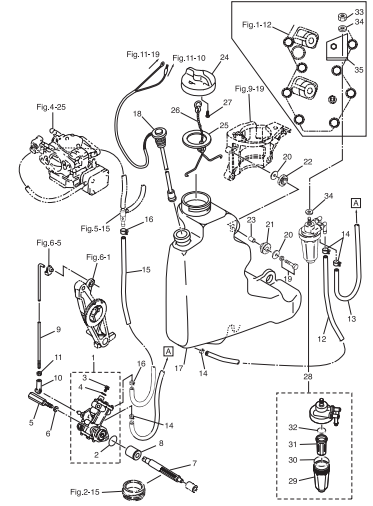


Fig. 13 DRIVE SHAFT HOUSING

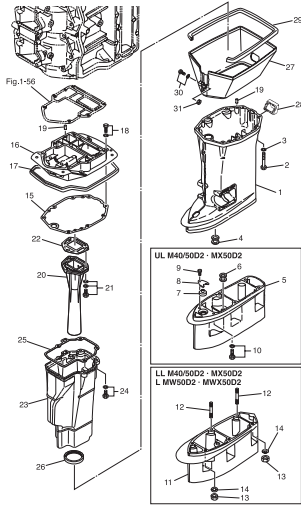


Fig. 14 GEAR CASE (DRIVE SHAFT) M40/50D2 · MX50D2

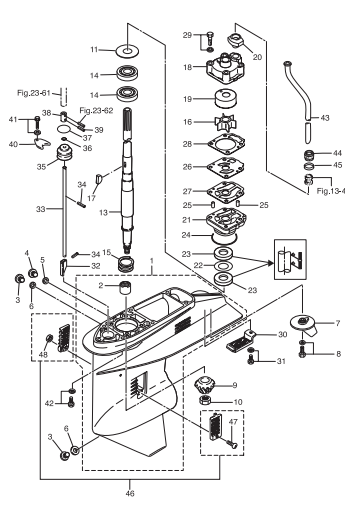


Fig. 15 GEAR CASE (PROPELLER SHAFT) M40/50D2 · MX50D2

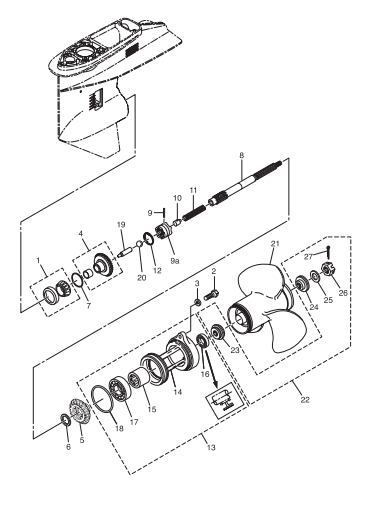


Fig. 16 GEAR CASE (DRIVE SHAFT) MW50D2/MWX50D2

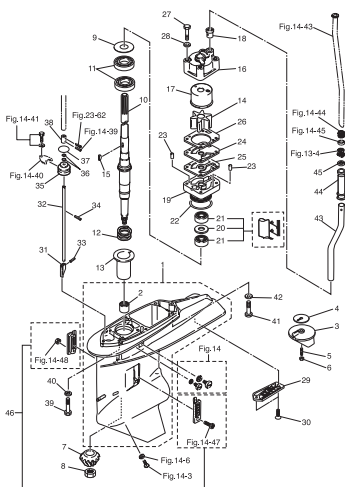


Fig. 17 GEAR CASE (PROPELLER SHAFT) MW50D2/MWX50D2

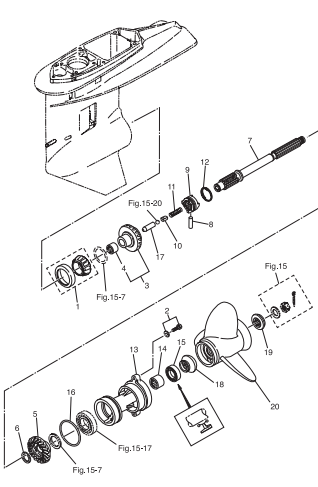


Fig. 18 BRACKET (MANUAL TILT)

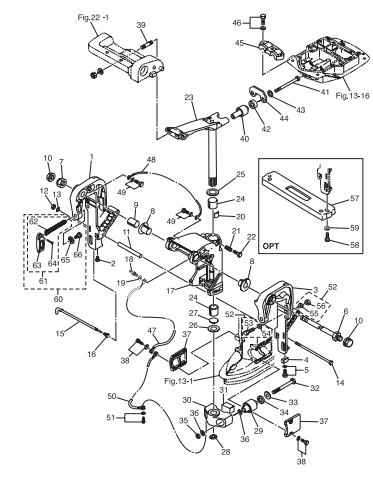


Fig. 19 MANUAL TILT

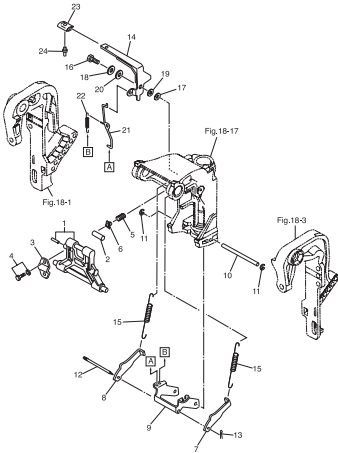


Fig. 20 BRACKET (POWER TRIM & TILT)

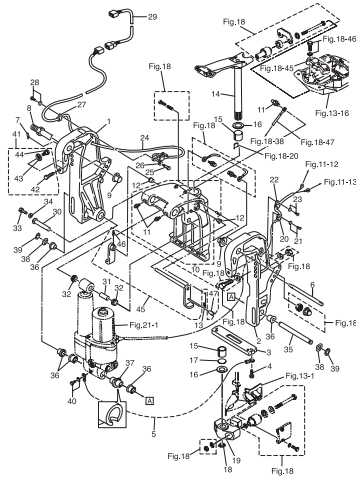


Fig. 21 POWER TRIM & TILT

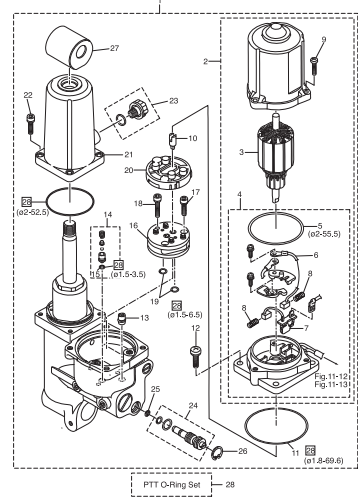


Fig. 22 TILLER HANDLE (F TYPE)

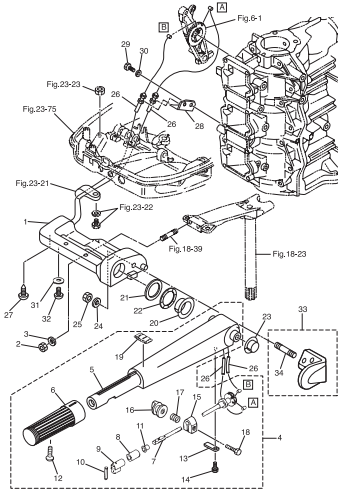


Fig. 23 BOTTOM COWL - SHIFT

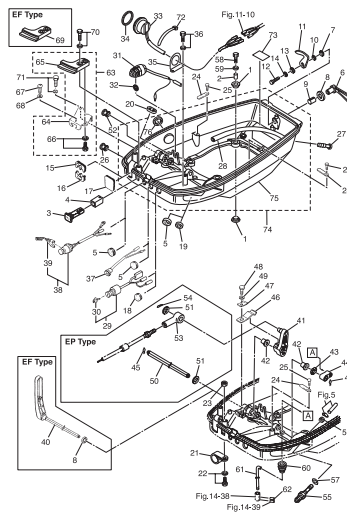


Fig. 24 TOP COWL

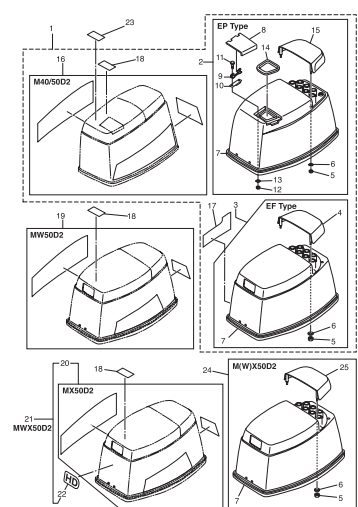


Fig. 25 FUEL TANK

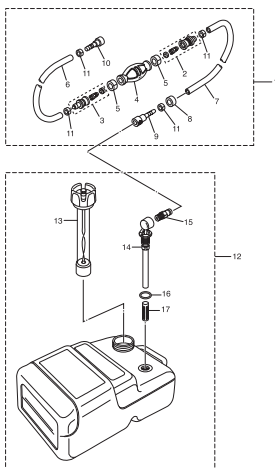


Fig. 26 COMPONENT PARTS OF REMOTE CONTROL

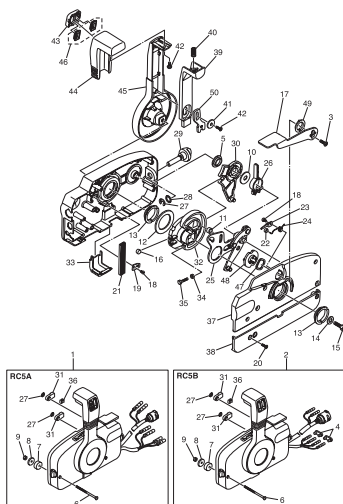


Fig. 27 COMPONENT PARTS OF REMOTE CONTROL (ELECTRIC PARTS)

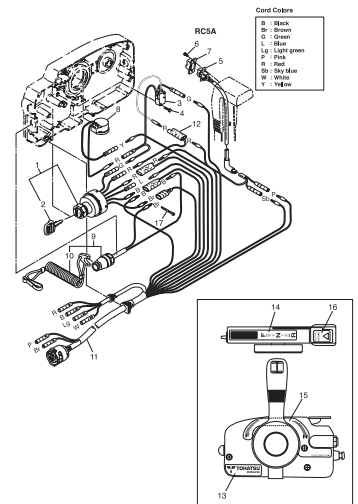


Fig. 28 ACCESSORIES

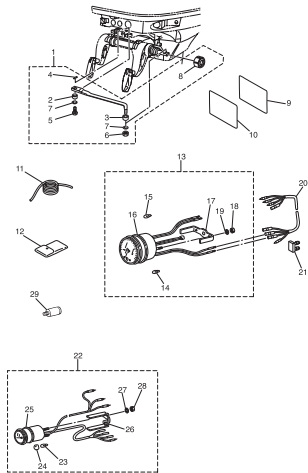


Fig. 29 OPTIONAL PARTS (1)

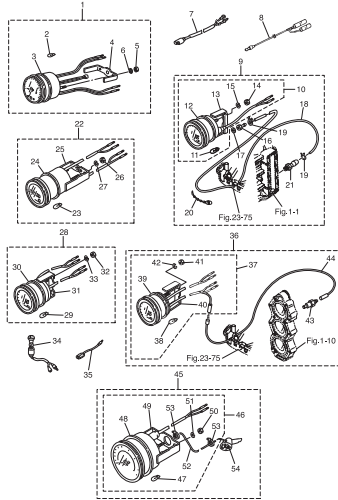


Fig. 30 OPTIONAL PARTS (2)

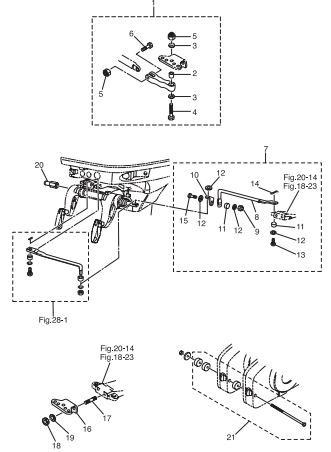


Fig. 31 OPTIONAL PARTS (3)

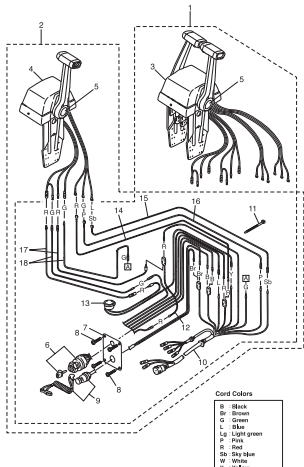


Fig. 32 OPTIONAL PARTS (4)

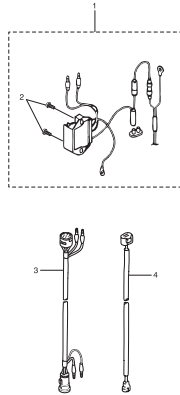


Fig. 33 ASSEMBLY - KIT PARTS

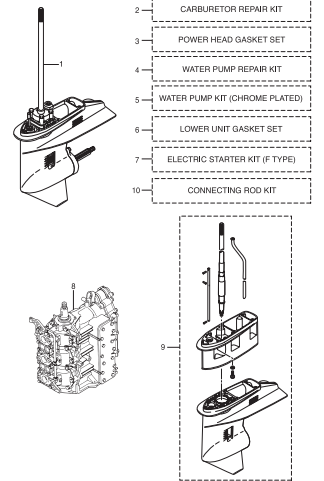
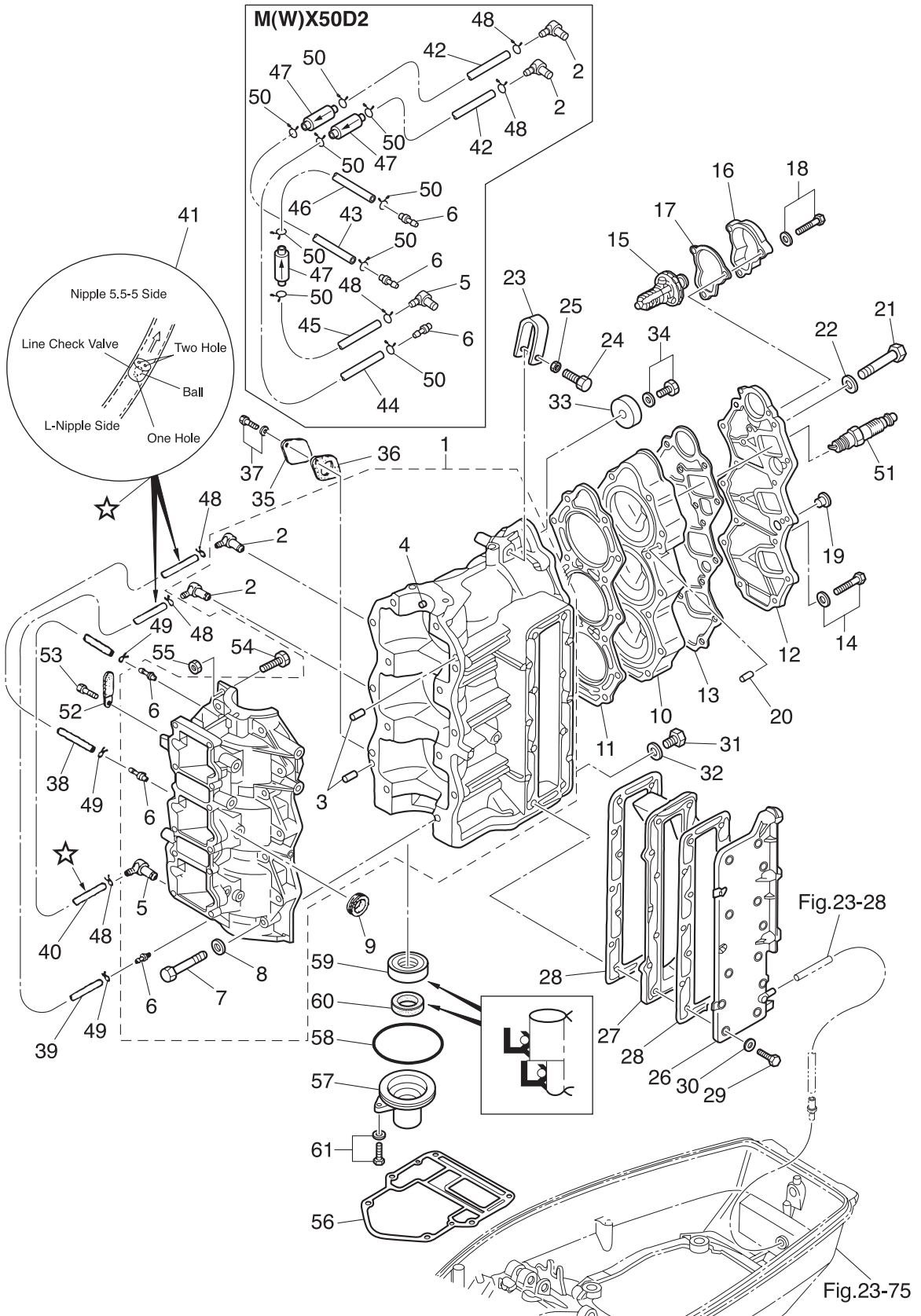


Fig. 1

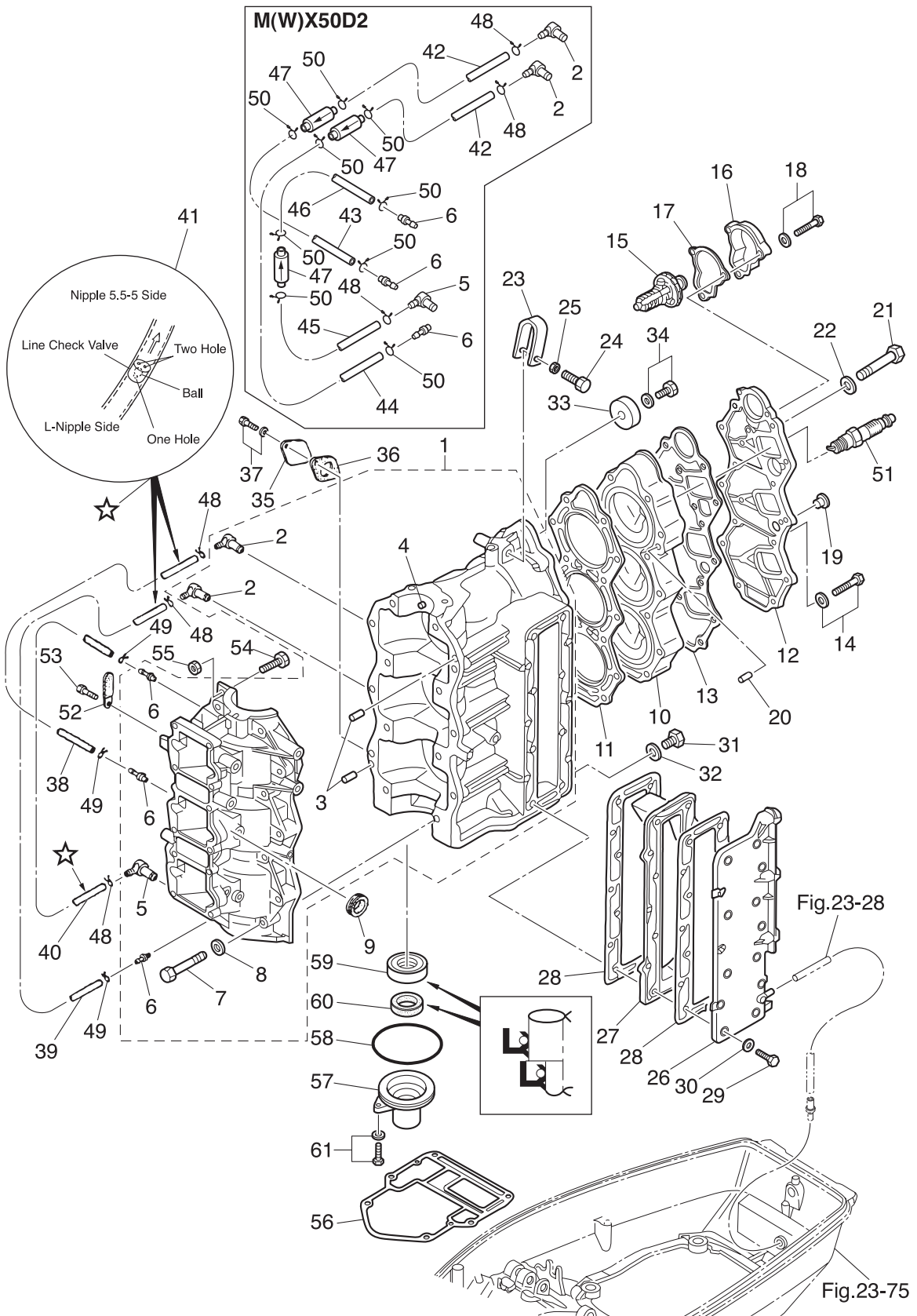
CYLINDER · CRANK CASE



| Ref.No. | Part No. | Description | Q' ty | | | Remarks | |
|---------|----------|-------------|----------------------------|------------------|---------|----------------------------------|-------------------------------------|
| | | | M40D2 | MW50D2 MX50D2 | MWX50D2 | | |
| 1-1 | 1 | 3C8B01105-1 | CYL BLOCK & CRANKCASE ASSY | 1 | | Black for M40D2 | |
| 1-1 | 2 | 3E3B01105-1 | CYL BLOCK & CRANKCASE ASSY | | 1 | Black for M50D2, MW50D2 | |
| 1-1 | 3 | 3E3J01100-0 | CYL BLOCK & CRANKCASE ASSY | | | 1 Gray for MX50D2, MWX50D2 | |
| 1-2 | | 393-01137-0 | * NIPPLE | 2 | 2 | 2 | |
| 1-3 | | 345-01111-0 | * DOWEL PIN 6-12 | 2 | 2 | 2 | |
| 1-4 | | 345-00117-0 | * DOWEL PIN | 1 | 1 | 1 | Bearing |
| 1-5 | | 393-01137-0 | * NIPPLE | 1 | 1 | 1 | |
| 1-6 | | 393-01131-0 | * NIPPLE 5.5-5 | 3 | 3 | 3 | |
| 1-7 | | 916124-0845 | * BOLT | 14 | 14 | 14 | |
| 1-8 | | 940121-0800 | * WASHER | 14 | 14 | 14 | |
| 1-9 | | 3B7-76093-0 | GROMMET 25-5 | 1 | 1 | | for EF/EP Type |
| 1-10 | 1 | 3C8B01001-2 | CYLINDER HEAD | 1 | 1 | | Black for M40/50D2, MW50D2 |
| 1-10 | 2 | 3LCJ01091-0 | CYLINDER HEAD | | | 1 | Gray for MX50D2, MWX50D2 |
| 1-11 | | 3C8-01005-5 | CYLINDER HEAD GASKET | 1 | 1 | 1 | |
| 1-12 | 1 | 3C8B01021-0 | CYLINDER HEAD COVER | 1 | 1 | | Black for M40/50D2, MW50D2 |
| 1-12 | 2 | 3C8J01021-0 | CYLINDER HEAD COVER | | | 1 | Gray for MX50D2, MWX50D2 |
| 1-13 | | 3C8-01024-1 | CYLINDER HEAD COVER GASKET | 1 | 1 | 1 | |
| 1-14 | | 3C8-01113-0 | BOLT | 4 | 4 | 4 | |
| 1-15 | 1 | 3S7-01030-0 | THERMOSTAT | | 1 | 1 | for MW50D2, MWX50D2 Mark S60 PRV |
| 1-15 | 2 | 353-01030-0 | THERMOSTAT | 1 | 1 | 1 | for M40/50D2, MX50D2 PRV 60° |
| 1-16 | 1 | 3B7B01031-0 | THERMOSTAT CAP | | 1 | | Black for MW50D2 |
| 1-16 | 2 | 3B7J01031-0 | THERMOSTAT CAP | | | 1 | Gray for MWX50D2 |
| 1-16 | 3 | 353B01031-0 | THERMOSTAT CAP | 1 | 1 | | Black for M40/50D2 |
| 1-16 | 4 | 353J01031-0 | THERMOSTAT CAP | | | 1 | Gray for MX50D2 |
| 1-17 | | 353-01032-0 | THERMOSTAT CAP GASKET | 1 | 1 | 1 | |
| 1-18 | | 9101E3-5625 | BOLT | 3 | 3 | 3 | |
| 1-19 | | 3B7-01046-0 | PLUG | 1 | 1 | 1 | |
| 1-20 | | 345-01111-0 | DOWEL PIN 6-12 | 2 | 2 | 2 | |
| 1-21 | | 3C8-01012-0 | CYLINDER HEAD BOLT | 14 | 14 | 14 | |

Fig. 1

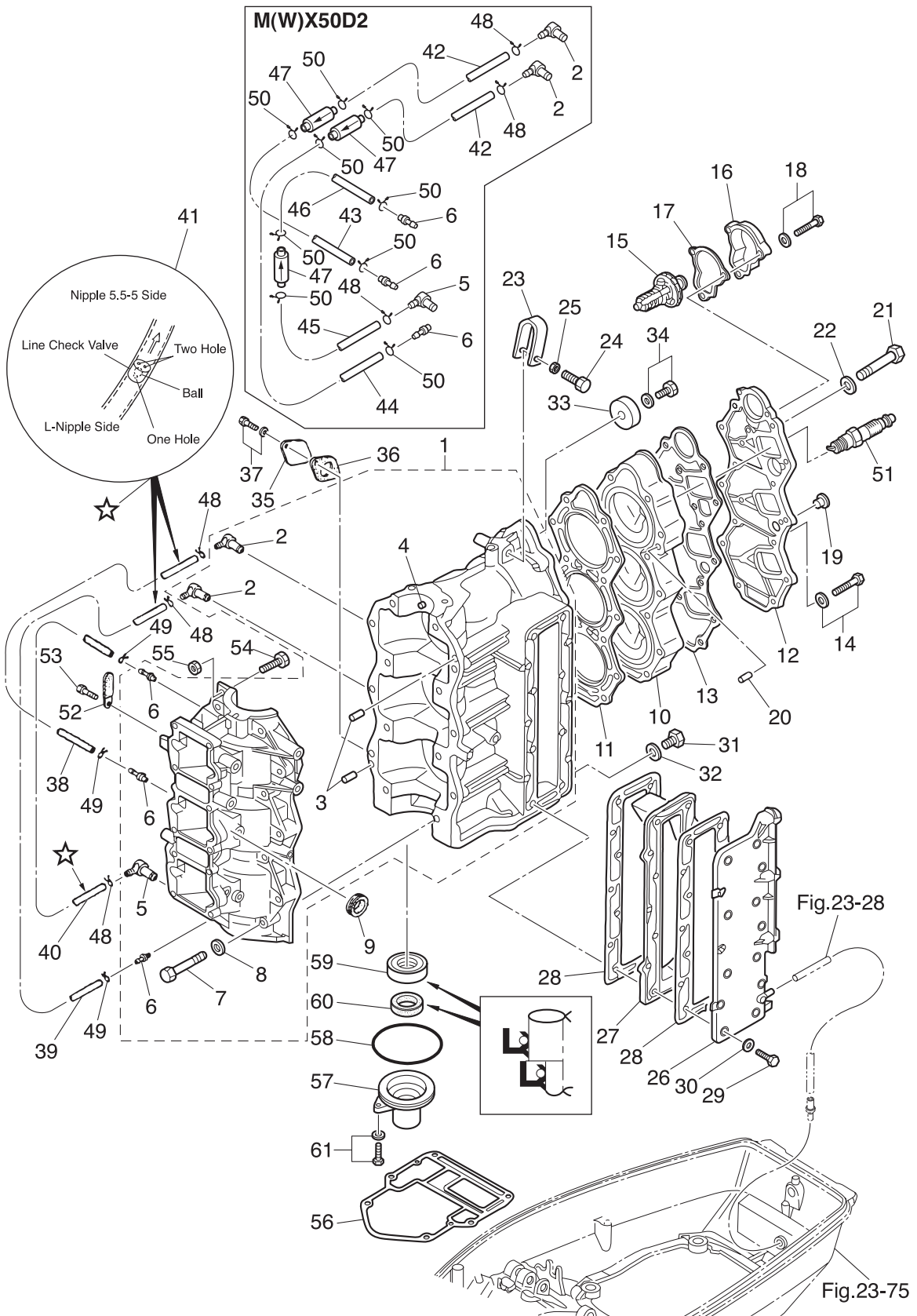
CYLINDER · CRANK CASE



| Ref.No. | Part No. | Description | Q'ty | | | Remarks |
|---------|---------------|-----------------------|-------|------------------|---------|-------------------------------------------------------|
| | | | M40D2 | MW50D2 MX50D2 | MWX50D2 | |
| 1-22 | 3C8-01015-0 | WASHER 8.5-19.5-3.2 | 14 | 14 | 14 | |
| 1-23 | 3C8-01513-1 | HANGER | 1 | 1 | 1 | |
| 1-24 | 9101F4-0835 | BOLT | 1 | 1 | 1 | |
| 1-25 | 940121-0800 | WASHER | 1 | 1 | 1 | |
| 1-26 | 1 3C8B02301-1 | EXHAUST COVER (OUTER) | 1 | 1 | | Black for M40/50D2, MW50D2 |
| 1-26 | 2 3C8J02301-1 | EXHAUST COVER (OUTER) | | | 1 | Gray for MX50D2, MWX50D2 |
| 1-27 | 3C8-02302-0 | EXHAUST COVER (INNER) | 1 | 1 | 1 | |
| 1-28 | 3C8-02305-2 | EXHAUST COVER GASKET | 2 | 2 | 2 | |
| 1-29 | 9161F9-0630 | BOLT | 14 | 14 | 14 | |
| 1-30 | 9401E3-0600 | WASHER | 14 | 14 | 14 | |
| 1-31 | 9106E3-0808 | BOLT | 1 | 1 | 1 | |
| 1-32 | 332-60006-0 | GASKET 8.1-15-1 | 1 | 1 | 1 | |
| 1-33 | 338-60218-2 | ANODE | 1 | 1 | 1 | |
| 1-34 | 910103-5620 | BOLT | 1 | 1 | 1 | |
| 1-35 | 3C8-09081-1 | COVER | 1 | 1 | 1 | for Premixing Model |
| 1-36 | 3C8-09082-2 | GASKET | 1 | 1 | 1 | for Premixing Model |
| 1-37 | 910103-6616 | BOLT | 2 | 2 | 2 | for Premixing Model |
| 1-38 | 98AL-40-160 | HOSE | 1 | 1 | | for M40/50D2, MW50D2 98AL-401000 #1Cyl-#2C/Case |
| 1-39 | 98AL-40-220 | HOSE | 1 | 1 | | for M40/50D2, MW50D2 98AL-401000 #2Cyl-#3C/Case |
| 1-40 | 98AL-40-330 | HOSE | 1 | 1 | | for M40/50D2, MW50D2 98AL-401000 #3C/Case-#1C/Case |
| 1-41 | 393-01160-0 | CHECK VALVE | 3 | 3 | | for M40/50D2, MW50D2 |
| 1-42 | 98AL-40-030 | HOSE | | | 2 | for MX50D2, MWX50D2 98AL-401000 #1/2Cyl-C/Valve |
| 1-43 | 98AL-40-120 | HOSE | | | 1 | for MX50D2, MWX50D2 98AL-401000 C/Valve-#2C/Case |
| 1-44 | 98AL-40-180 | HOSE | | | 1 | for MX50D2, MWX50D2 98AL-401000 C/Valve-#3C/Case |
| 1-45 | 98AL-40-040 | HOSE | | | 1 | for MX50D2, MWX50D2 98AL-401000 #3C/Case-C/Valve |
| 1-46 | 98AL-40-270 | HOSE | | | 1 | for MX50D2, MWX50D2 98AL-401000 C/Valve-#1C/Case |
| 1-47 | 3LC-01160-0 | CHECK VALVE | | | 3 | for MX50D2, MWX50D2 |
| 1-48 | 3T5-01133-0 | CLIP ϕ 8 | 3 | 3 | 3 | L-Nipple Side |
| 1-49 | 338-01133-0 | CLIP ϕ 7 | 3 | 3 | | for M40/50D2, MW50D2 Nipple 5.5-5 Side |

Fig. 1

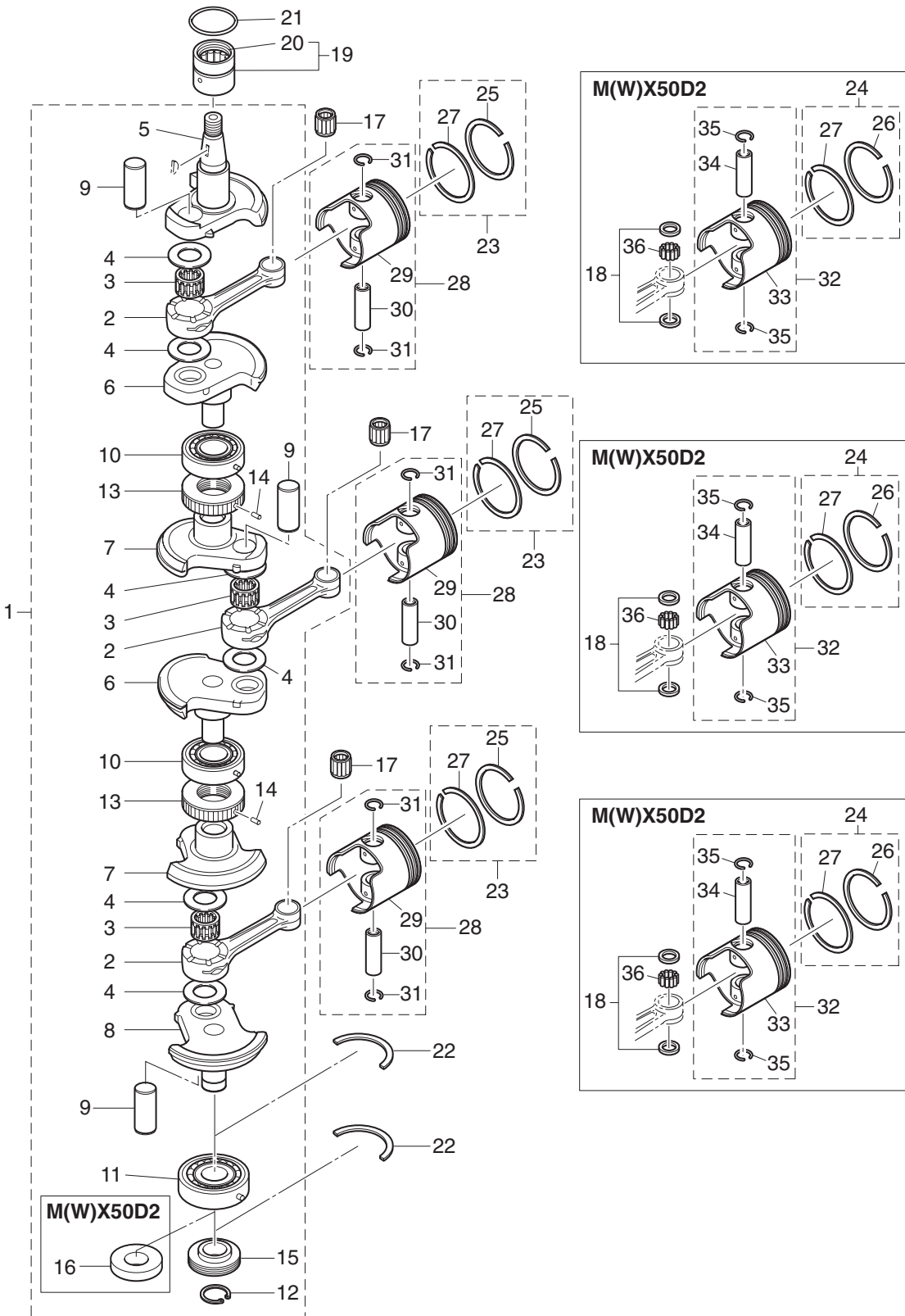
CYLINDER · CRANK CASE



| Ref.No. | Part No. | Description | Q' ty | | | Remarks |
|---------|---------------|------------------------|-------|-------|---------|-----------------------------------------------|
| | | | M40D2 | M50D2 | MWX50D2 | |
| 1-50 | 369-70098-2 | CLIP ϕ 7 | | | 9 | for MX50D2, MWX50D2 Nipple 5.5-5, Chack Valve |
| 1-51 | 1 9701-1-1009 | SPARK PLUG (B8HS10) | | | 3 | for MX50D2, MWX50D2 |
| 1-51 | 2 9701-1-1015 | SPARK PLUG (BR7HS10) | 3 | | | for M40D2 |
| 1-51 | 3 9701-1-1016 | SPARK PLUG (BR8HS10) | | 3 | | for M50D2, MW50D2 |
| 1-52 | 309-06972-0 | CLAMP 6.5-47.5P | 1 | 1 | 1 | |
| 1-53 | 910103-0610 | BOLT | 1 | 1 | 1 | |
| 1-54 | 910103-0630 | BOLT | 1 | 1 | 1 | |
| 1-55 | 930103-0600 | NUT | 1 | 1 | 1 | |
| 1-56 | 3C8-01303-4 | ENGINE BASEMENT GASKET | 1 | 1 | 1 | |
| 1-57 | 3C8-01291-0 | CRANKCASE HEAD | 1 | 1 | 1 | |
| 1-58 | 346-01216-0 | O-RING 1.7-59 | 1 | 1 | 1 | |
| 1-59 | 334-00122-0 | OIL SEAL 25-40-8 | 1 | 1 | 1 | |
| 1-60 | 3C8-01215-0 | OIL SEAL 16-28-7 | 1 | 1 | 1 | |
| 1-61 | 910103-5620 | BOLT | 2 | 2 | 2 | |
| | | | | | | |
| | | | | | | |
| | | | | | | |
| | | | | | | |
| | | | | | | |
| | | | | | | |
| | | | | | | |
| | | | | | | |
| | | | | | | |
| | | | | | | |
| | | | | | | |
| | | | | | | |
| | | | | | | |
| | | | | | | |
| | | | | | | |
| | | | | | | |
| | | | | | | |
| | | | | | | |
| | | | | | | |
| | | | | | | |
| | | | | | | |

Fig. 2

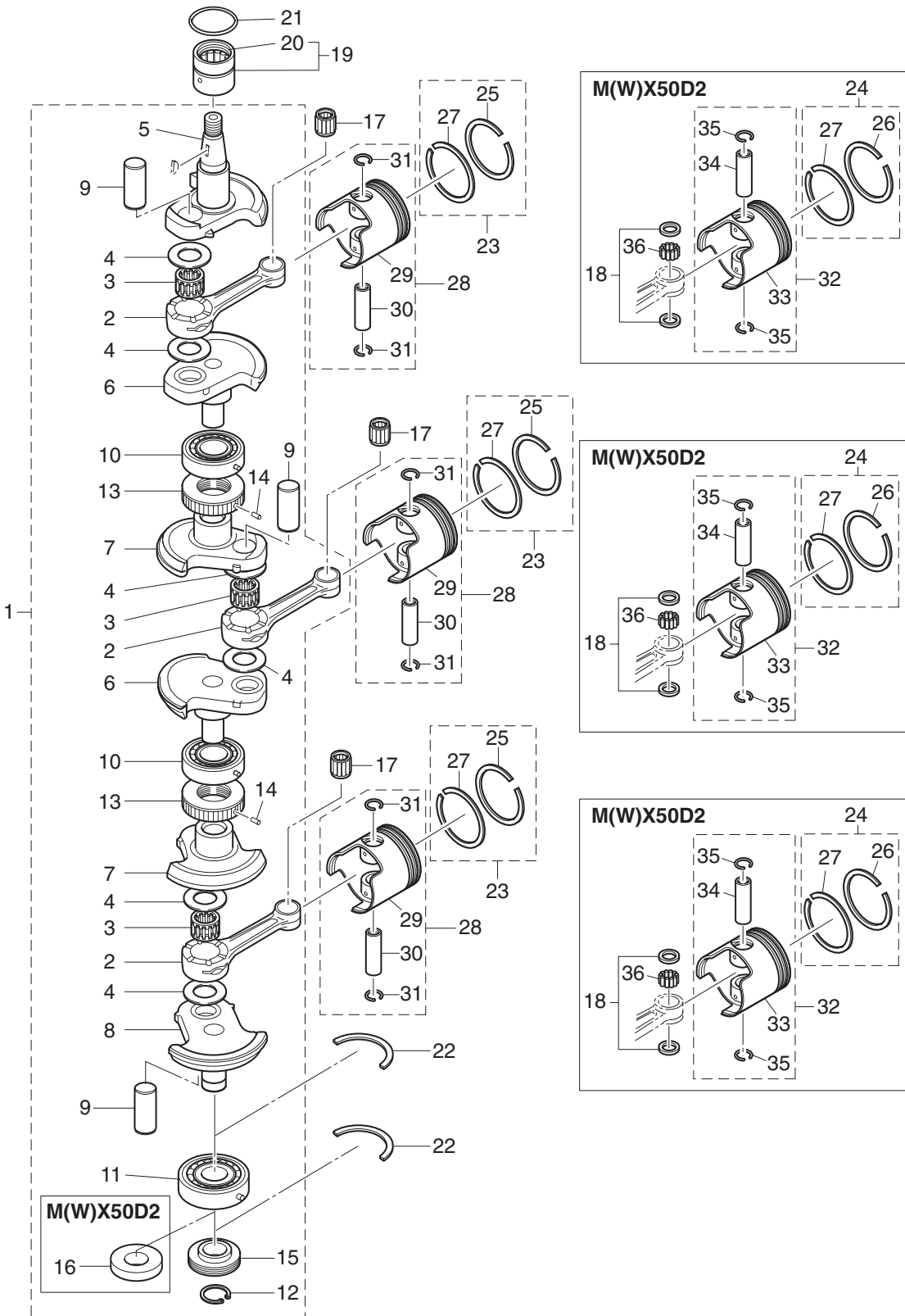
PISTON • CRANK SHAFT



| Ref.No. | Part No. | Description | Q'ty | | | Remarks |
|---------|----------|-------------|-------|------------------|--------|------------------------------------------|
| | | | M40D2 | MW50D2 MX50D2 | MW50D2 | |
| 2-1 | 1 | 3E5-00050-1 | 1 | 1 | | for M40/50D2, MW50D2 |
| 2-1 | 2 | 3LC-00030-0 | | | 1 | for MX50D2, MWX50D2 |
| 2-2 | 1 | 345-00040-1 | 3 | 3 | | for M40/50D2, MW50D2 |
| 2-2 | 2 | 3LC-00041-0 | | | 3 | for MX50D2, MWX50D2 |
| 2-3 | | 345-00043-0 | 3 | 3 | 3 | |
| 2-4 | | 345-00045-0 | 6 | 6 | 6 | |
| 2-5 | | 3C8-00031-1 | 1 | 1 | 1 | |
| 2-6 | | 3C8-00032-0 | 2 | 2 | 2 | |
| 2-7 | | 3C8-00033-0 | 2 | 2 | 2 | |
| 2-8 | | 3C8-00034-0 | 1 | 1 | 1 | |
| 2-9 | | 348-00061-1 | 3 | 3 | 3 | |
| 2-10 | | 3C8-00114-0 | 2 | 2 | 2 | |
| 2-11 | | 3J2-00114-0 | 1 | 1 | 1 | |
| 2-12 | | 945107-2500 | 1 | 1 | 1 | |
| 2-13 | | 3C8-00051-2 | 2 | 2 | 2 | |
| 2-14 | | 951407-0308 | 2 | 2 | 2 | |
| 2-15 | | 3C8-09060-0 | 1 | 1 | | Automixing Model for M40/50D2, MW50D2 |
| 2-16 | | 346-00116-0 | | | 1 | for MX50D2, MWX50D2 |
| 2-17 | | 345-00042-0 | 3 | 3 | | for M40/50D2, MW50D2 |
| 2-18 | | 3LC-00046-0 | | | 6 | for MX50D2, MWX50D2 |
| 2-19 | | 3C8-00113-0 | 1 | 1 | 1 | |
| 2-20 | | 3C8-00121-0 | 1 | 1 | 1 | |
| 2-21 | | 3C8-00108-0 | 1 | 1 | 1 | |
| 2-22 | | 346-00115-0 | 2 | 2 | 2 | |
| 2-23 | 1 | 3E3-87123-0 | 3 | 3 | | for M40/50D2, MW50D2 STD |
| 2-23 | 2 | 3E3-87124-0 | 3 | 3 | | for M40/50D2, MW50D2 OPT |
| 2-24 | 1 | 3LC-87123-1 | | | 3 | for MX50D2, MWX50D2 STD |
| 2-24 | 2 | 3LC-87124-1 | | | 3 | for MX50D2, MWX50D2 OPT |
| 2-25 | 1 | 356-00011-0 | 1 | 1 | | for M40/50D2, MW50D2 STD 1st |

Fig. 2

PISTON · CRANK SHAFT



| Ref.No. | Part No. | Description | Q'ty | | | Remarks | |
|---------|----------|-------------|-----------------------------|-------|---------|---------|----------------------------------------------|
| | | | M40D2 | M50D2 | MWX50D2 | | |
| 2-25 | 2 | 356-00014-0 | * PISTON RING (0.5 O/S) | 1 | 1 | | for M40/50D2, MW50D2 OPT 1st |
| 2-26 | 1 | 3LC-00011-0 | * PISTON RING | | | 1 | for MX50D2, MWX50D2 STD 1st Keystone Ring |
| 2-26 | 2 | 3LC-00014-0 | * PISTON RING (0.5 O/S) | | | 1 | for MX50D2, MWX50D2 OPT 1st Keystone Ring |
| 2-27 | 1 | 346-00011-0 | * PISTON RING | 1 | 1 | 1 | ALL STD 2nd |
| 2-27 | 2 | 346-00014-0 | * PISTON RING (0.5 O/S) | 1 | 1 | 1 | ALL OPT 2nd |
| 2-28 | 1 | 3E3-87130-0 | PISTON REPAIR KIT | 3 | 3 | | for M40/50D2, MW50D2 STD |
| 2-28 | 2 | 3E3-87131-0 | PISTON REPAIR KIT (0.5 O/S) | 3 | 3 | | for M40/50D2, MW50D2 OPT |
| 2-29 | 1 | 3C8-00001-4 | * PISTON | 1 | 1 | | for M40/50D2, MW50D2 STD |
| 2-29 | 2 | 3C8-00004-4 | * PISTON (0.5 O/S) | 1 | 1 | | for M40/50D2, MW50D2 OPT |
| 2-30 | | 3C8-00021-1 | * PISTON PIN | 1 | 1 | | |
| 2-31 | | 334-00024-1 | * PISTON PIN CLIP | 2 | 2 | | |
| 2-32 | 1 | 3LC-87130-0 | PISTON REPAIR KIT | | | 3 | for MX50D2, MWX50D2 STD |
| 2-32 | 2 | 3LC-87131-0 | PISTON REPAIR KIT (0.5 O/S) | | | 3 | for MX50D2, MWX50D2 OPT |
| 2-33 | 1 | 3LC-00001-0 | * PISTON | | | 1 | for MX50D2, MWX50D2 STD |
| 2-33 | 2 | 3LC-00004-0 | * PISTON (0.5 O/S) | | | 1 | for MX50D2, MWX50D2 OPT |
| 2-34 | | 3LC-00021-0 | * PISTON PIN | | | 1 | |
| 2-35 | | 3LC-00024-0 | * PISTON PIN CLIP | | | 2 | |
| 2-36 | | 3LC-00090-0 | NEEDLE ROLLER SET | | | 3 | for MX50D2, MWX50D2 Roller x25 |
| | | | | | | | |
| | | | | | | | |
| | | | | | | | |
| | | | | | | | |
| | | | | | | | |
| | | | | | | | |
| | | | | | | | |
| | | | | | | | |
| | | | | | | | |
| | | | | | | | |
| | | | | | | | |
| | | | | | | | |
| | | | | | | | |

Fig. 3

INTAKE MANIFOLD • REED VALVE

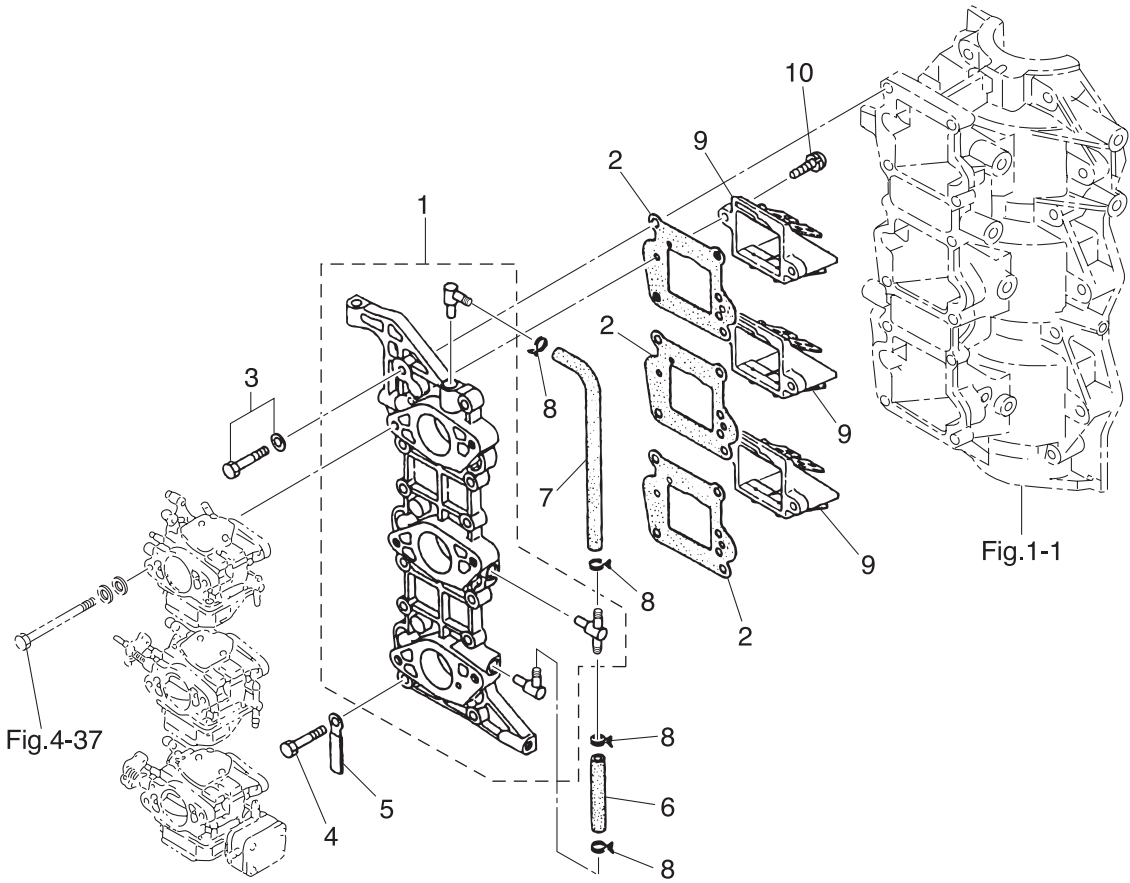
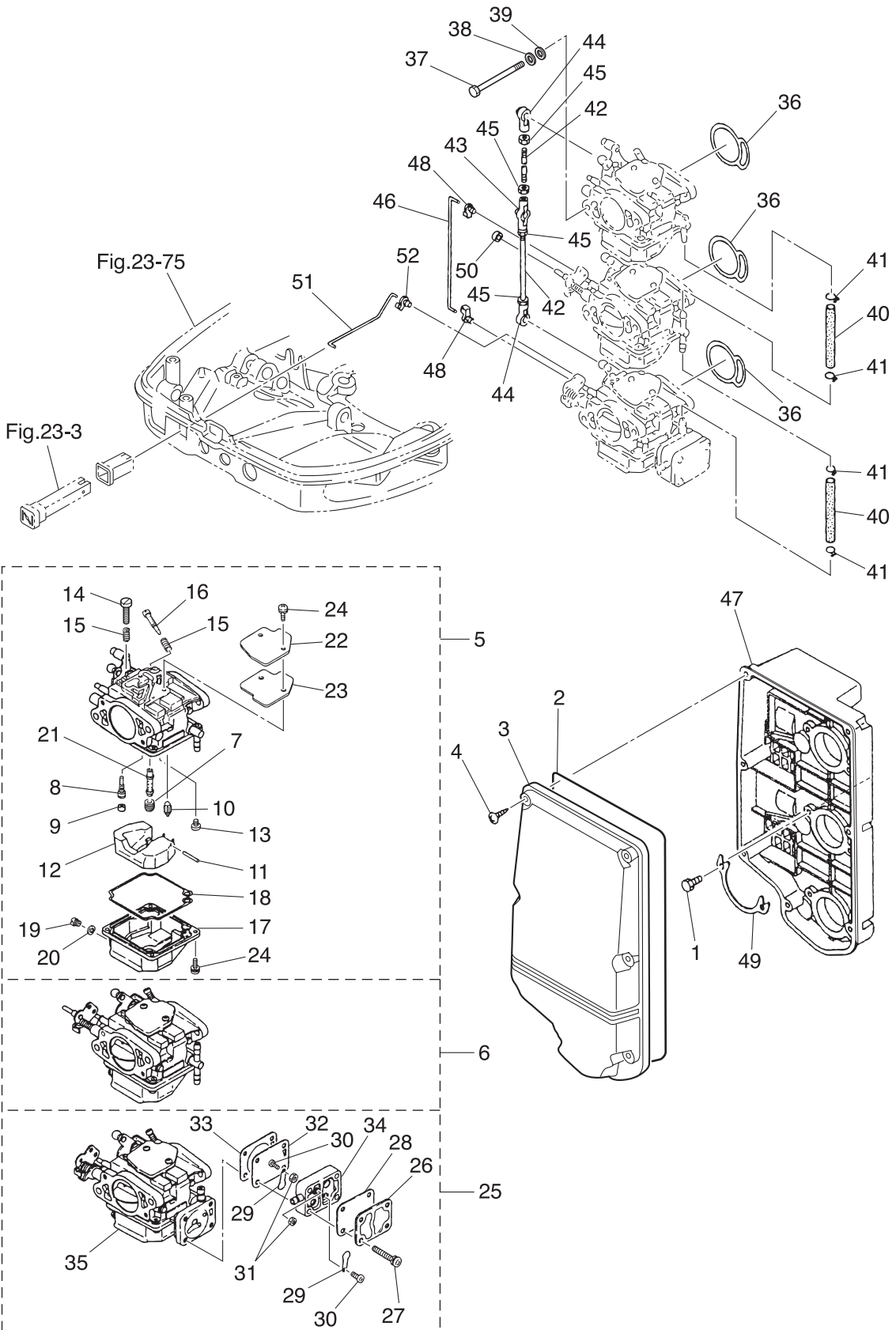


Fig. 4

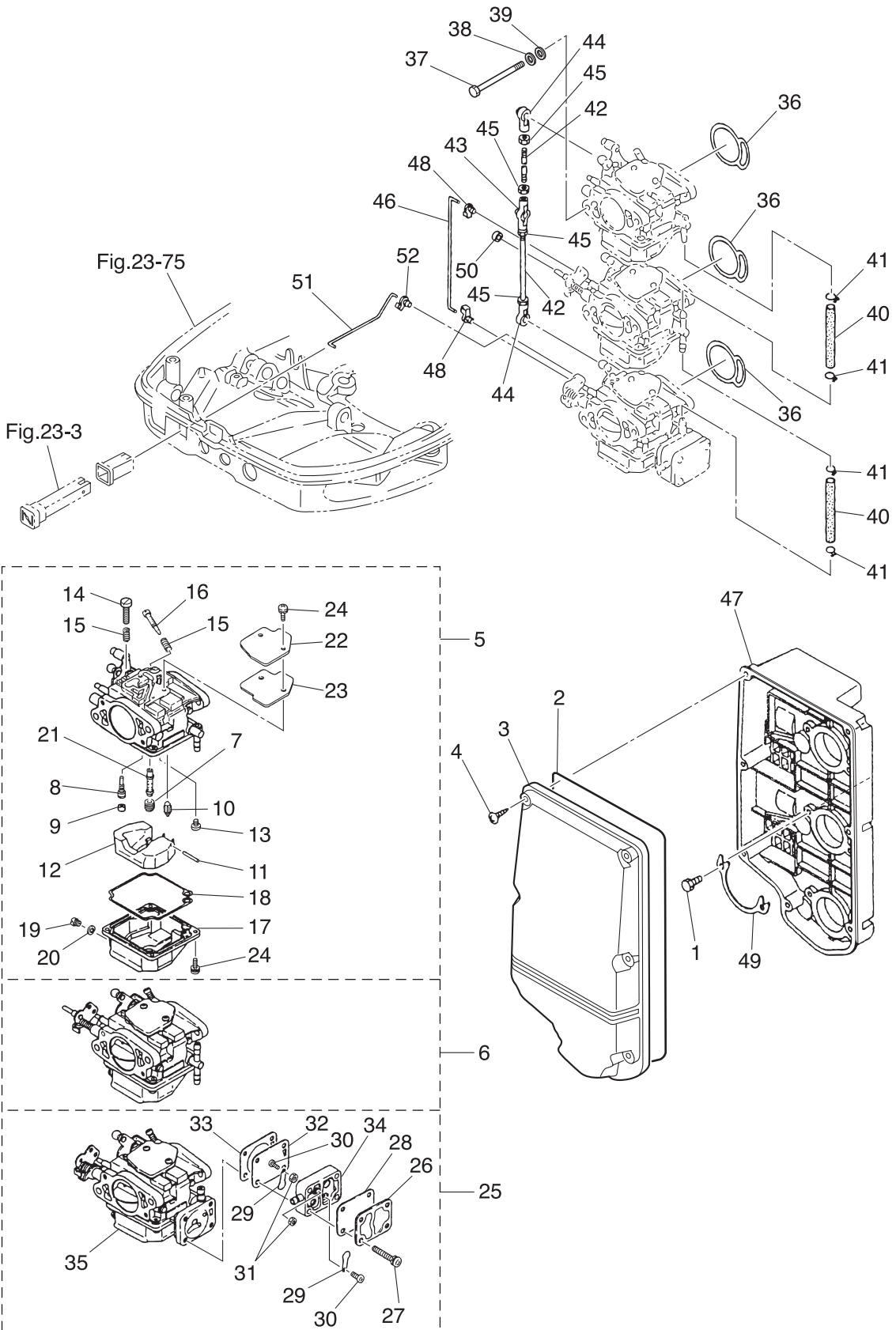
INTAKE SILENCER • CARBURETOR



| Ref.No. | Part No. | Description | Q'ty | | | Remarks |
|---------|---------------|--------------------------|-------|-------|--------|------------------------------------------|
| | | | M40D2 | M50D2 | MW50D2 | |
| 4-1 | 3C8-02420-0 | BOLT 5-16 | 6 | 6 | 6 | |
| 4-2 | 3C8-02418-0 | GASKET | 1 | 1 | 1 | Seal Rubber |
| 4-3 | 3C8-02415-0 | INTAKE SILENCER COVER | 1 | 1 | 1 | |
| 4-4 | 3F3-02423-0 | TAPPING SCREW 5-30 | 7 | 7 | 7 | |
| 4-5 | 1 3C8-03200-5 | CARBURETOR ASSY | 1 | | | for M40D2 Upper 3C8 6 |
| 4-5 | 2 3E3-03200-4 | CARBURETOR ASSY | | 1 | | for M50D2, MW50D2 Upper 3E3 5 |
| 4-5 | 3 3LC-03200-1 | CARBURETOR ASSY | | | 1 | for MX50D2, MWX50D2 Upper 3LC 0 |
| 4-6 | 1 3C8-03207-5 | CARBURETOR ASSY (SECOND) | 1 | | | for M40D2 Center 3C8 6 |
| 4-6 | 2 3E3-03207-4 | CARBURETOR ASSY (SECOND) | | 1 | | for M50D2, MW50D2 Center 3E3 5 |
| 4-6 | 3 3LC-03207-1 | CARBURETOR ASSY (SECOND) | | | 1 | for MX50D2, MWX50D2 Center 3LC 0 |
| 4-7 | 1 3C8-03441-0 | * MAIN JET (#122) | 1 | | | for M40D2 x 3 |
| 4-7 | 2 3E3-03445-0 | * MAIN JET (#132) | | 1 | | for M50D2, MW50D2 x 2 Upper, Center |
| 4-7 | 3 3LC-04438-0 | * MAIN JET (#138) | | | 1 | for MX50D2, MWX50D2 x 3 |
| 4-7 | 4 3E3-03151-1 | * MAIN JET (#135) | | 1 | | for M50D2, MW50D2 x 1 Lower |
| 4-8 | 1 3C8-03152-1 | * SLOW JET (#66) | 1 | | | for M40D2 x 3 |
| 4-8 | 2 3M2-03152-0 | * SLOW JET (#80) | | 1 | 1 | for M50D2, MW50D2 x 3 MX50D2, MWX50D2 |
| 4-9 | 3C8-03169-0 | * PLUG | 1 | 1 | 1 | x 3 |
| 4-10 | 1 3E3-03147-0 | * FLOAT VALVE | 1 | 1 | | for M40/50D2, MW50D2 x 3 |
| 4-10 | 2 3LD-03147-0 | * FLOAT VALVE | | | 1 | for MX50D2, MWX50D2 x 3 |
| 4-11 | 3C8-03126-0 | * FLOAT ARM PIN | 1 | 1 | 1 | x 3 |
| 4-12 | 3C8-03125-0 | * FLOAT | 1 | 1 | 1 | x 3 |
| 4-13 | 921722-0410 | * SCREW | 1 | 1 | 1 | x 3 |
| 4-14 | 3C8-03179-1 | * STOP SCREW | 1 | 1 | 1 | Upper x 1 |
| 4-15 | 3C8-03157-0 | * SPRING | 2 | 2 | 2 | Upper x 2 Center x 1, Lower x 1 |
| 4-16 | 3G2-03156-0 | * ADJUST SCREW | 1 | 1 | 1 | x 3 |
| 4-17 | 3C8-03120-0 | * FLOAT CHAMBER | 1 | 1 | 1 | Upper, Center x 2 |
| 4-18 | 3C8-03121-0 | * FLOAT CHAMBER GASKET | 1 | 1 | 1 | O-Ring x 3 |
| 4-19 | 910306-0405 | * BOLT | 1 | 1 | 1 | x 3 |
| 4-20 | 3C8-03193-0 | * GASKET | 1 | 1 | 1 | x 3 |

Fig. 4

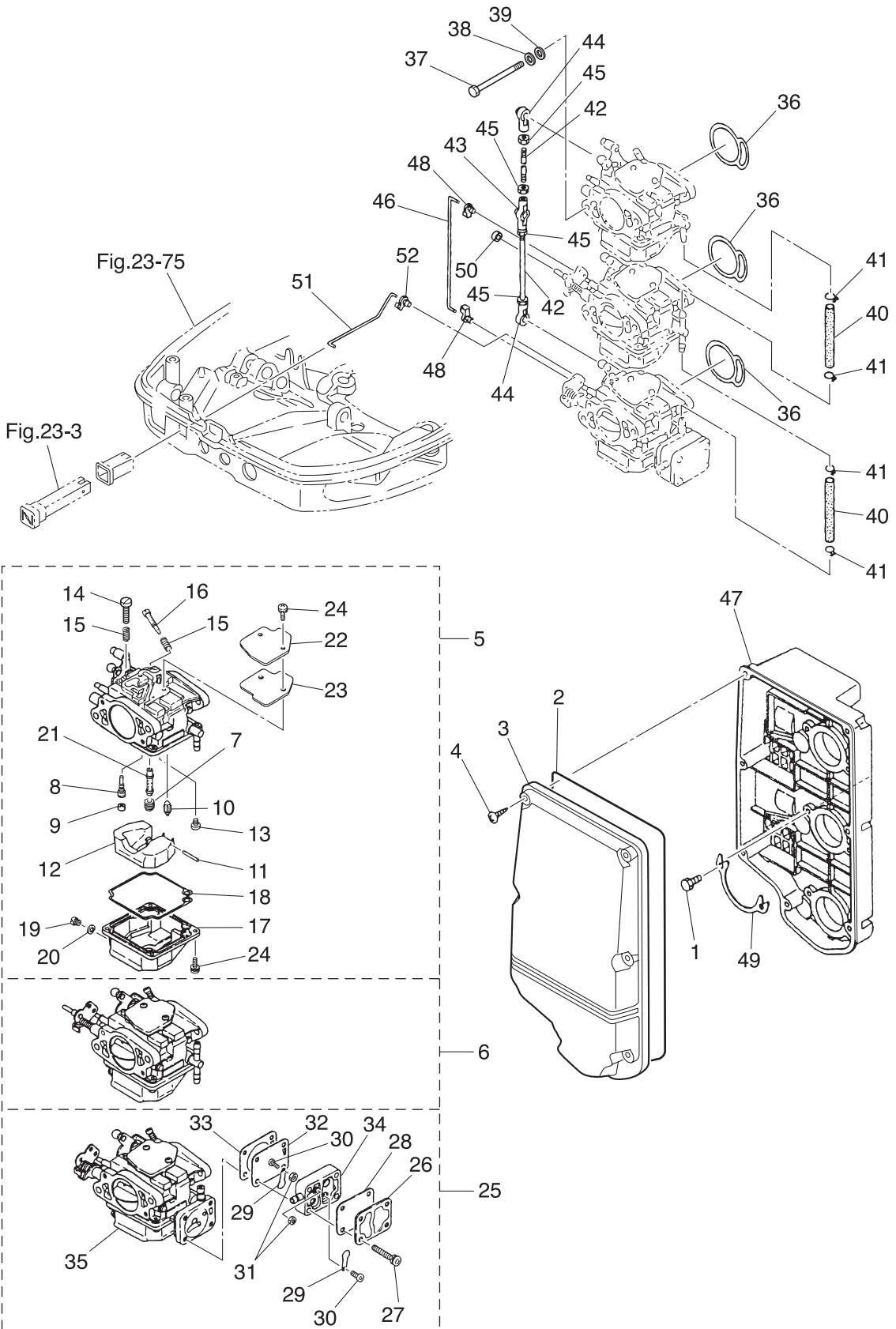
INTAKE SILENCER • CARBURETOR



| Ref.No. | Part No. | Description | Q'ty | | | Remarks |
|---------|---------------|---------------------------|-------|---------------------------|------------------|------------------------------------------|
| | | | M40D2 | M50D2 MW50D2 MX50D2 | MW50D2 MX50D2 | |
| 4-21 | 3C8-03141-0 | * MAIN NOZZLE | 1 | | | for M40D2 x 3 |
| 4-21 | 3E3-03141-0 | * MAIN NOZZLE | | 1 | 1 | for M50D2, MW50D2 x 3 MX50D2, MWX50D2 |
| 4-22 | 3C8-03181-0 | * CARBURETOR COVER | 1 | 1 | 1 | x 3 |
| 4-23 | 3C8-03182-0 | * CARBURETOR COVER GASKET | 1 | 1 | 1 | x 3 |
| 4-24 | 922503-6410 | * SCREW | 6 | 6 | 6 | C/Cover, Float Chamber x 3 |
| 4-25 | 1 3C8-03210-5 | CARBURETOR ASSY (THIRD) | 1 | | | for M40D2 Lower 3C8 6 |
| 4-25 | 2 3E3-03210-4 | CARBURETOR ASSY (THIRD) | | 1 | | for M50D2, MW50D2 Lower 3E3 5 |
| 4-25 | 3 3LC-03210-1 | CARBURETOR ASSY (THIRD) | | | 1 | for MX50D2, MWX50D2 Lower 3LC 0 |
| 4-26 | 3C8-04004-0 | * PUMP COVER | 1 | 1 | 1 | Lower |
| 4-27 | 3E3-64333-0 | * PRE-COATED SCREW | 4 | 4 | 4 | Lower |
| 4-28 | 3C8-04018-0 | * PUMP COVER GASKET | 1 | 1 | 1 | Lower |
| 4-29 | 350-04014-0 | * CHECK VALVE | 2 | 2 | 2 | Lower |
| 4-30 | 921703-0305 | * SCREW | 2 | 2 | 2 | Lower |
| 4-31 | 930203-0300 | * NUT | 2 | 2 | 2 | Lower |
| 4-32 | 350-04005-0 | * PUMP DIAPHRAGM | 1 | 1 | 1 | Lower |
| 4-33 | 3C8-04028-0 | * PUMP BODY GASKET | 1 | 1 | 1 | Lower |
| 4-34 | 3C8-04002-0 | * PUMP BODY | 1 | 1 | 1 | Lower |
| 4-35 | 3C8-03123-0 | * LOWER FLOAT CHAMBER | 1 | 1 | 1 | Lower |
| 4-36 | 3C8-02011-0 | CARBURETOR GASKET | 3 | | | O-Ring for M40D2 |
| 4-36 | 3E3-02011-0 | CARBURETOR GASKET | | 3 | 3 | for M50D2, MW50D2 MX50D2, MWX50D2 |
| 4-37 | 916103-0685 | BOLT | 6 | 6 | 6 | |
| 4-38 | 941303-0600 | SPRING WASHER | 6 | 6 | 6 | |
| 4-39 | 940103-0600 | WASHER | 6 | 6 | 6 | |
| 4-40 | 98AB-50-080 | HOSE | 2 | 2 | 2 | 98AB-501000 |
| 4-41 | 338-02215-0 | CLIP ϕ 10 | 4 | 4 | 4 | |
| 4-42 | 348-63717-1 | ROD 5-68 | 2 | 2 | 2 | |
| 4-43 | 3B7-05229-0 | BALL JOINT CONNECTOR | 1 | 1 | 1 | |
| 4-44 | 3B7-05243-0 | BALL JOINT CONNECTOR | 2 | 2 | 2 | |
| 4-45 | 930103-0500 | NUT | 4 | 4 | 4 | |

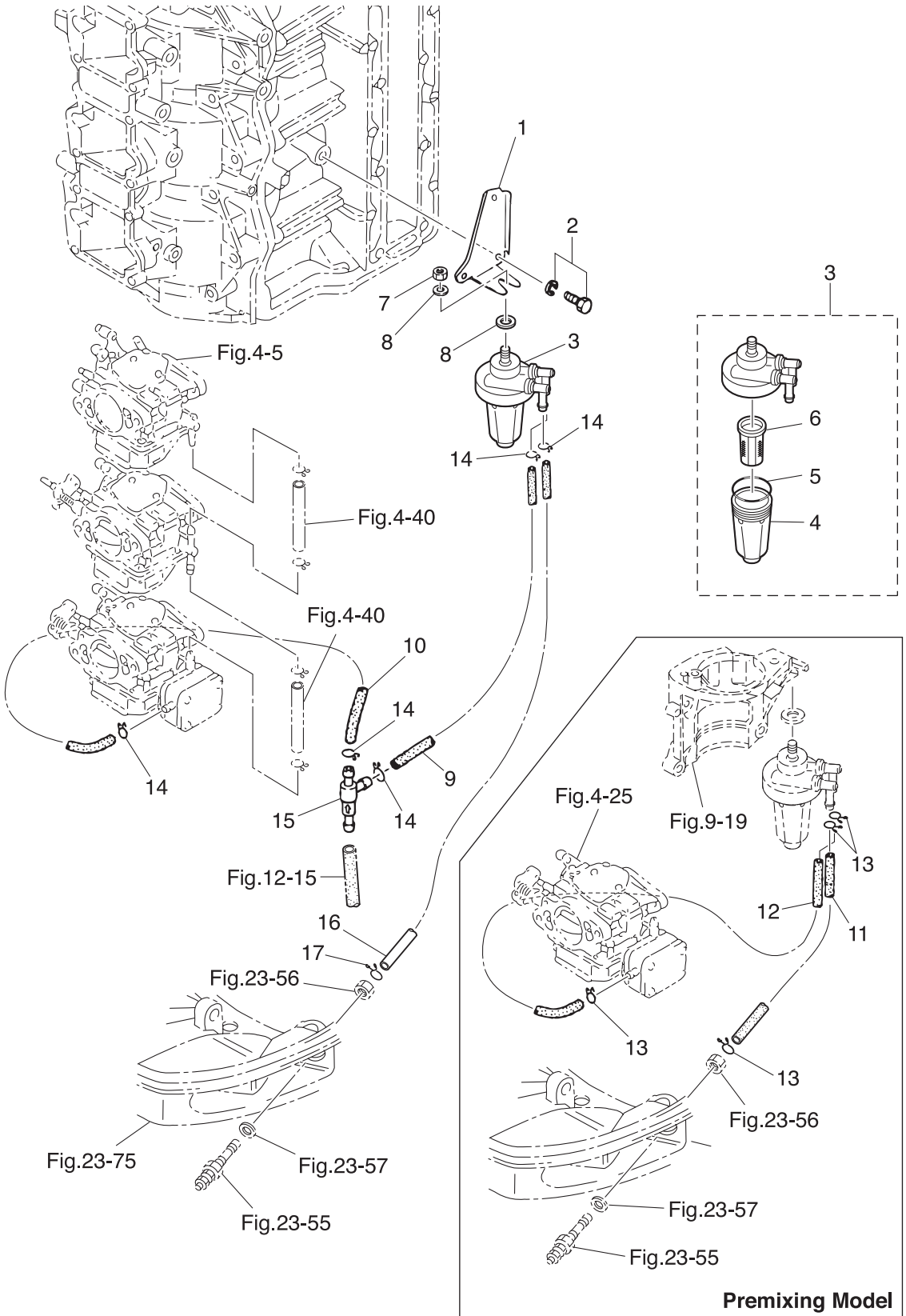
Fig. 4

INTAKE SILENCER • CARBURETOR



| Ref.No. | Part No. | Description | Q'ty | | | Remarks | |
|---------|----------|-------------|----------------------------|-------|---------|---------|--------------------------------------|
| | | | M40D2 | M50D2 | MWX50D2 | | |
| 4-46 | | 3C8-67191-1 | CHOKE ROD 3-90 | 1 | 1 | 1 | |
| 4-47 | 1 | 3C8-02411-0 | INTAKE SILENCER | 1 | | | for M40D2 |
| 4-47 | 2 | 3E3-02411-0 | INTAKE SILENCER | | 1 | 1 | for M50D2, MW50D2 MX50D2, MWX50D2 |
| 4-48 | | 346-67196-1 | ROD SNAP 3-B | 2 | 2 | 2 | |
| 4-49 | | 3C8-02417-0 | INTAKE SILENCER LOCK PLATE | 3 | 3 | 3 | |
| 4-50 | | 353-03271-0 | STOPPER | 1 | 1 | | for EP Type |
| 4-51 | | 3C8-67192-0 | CHOKE ROD | 1 | 1 | 1 | |
| 4-52 | | 346-67196-1 | ROD SNAP 3-B | 1 | 1 | 1 | |
| | | | | | | | |
| | | | | | | | |
| | | | | | | | |
| | | | | | | | |
| | | | | | | | |
| | | | | | | | |
| | | | | | | | |
| | | | | | | | |
| | | | | | | | |
| | | | | | | | |
| | | | | | | | |
| | | | | | | | |
| | | | | | | | |
| | | | | | | | |
| | | | | | | | |
| | | | | | | | |
| | | | | | | | |
| | | | | | | | |
| | | | | | | | |
| | | | | | | | |
| | | | | | | | |
| | | | | | | | |
| | | | | | | | |
| | | | | | | | |
| | | | | | | | |
| | | | | | | | |
| | | | | | | | |
| | | | | | | | |
| | | | | | | | |
| | | | | | | | |
| | | | | | | | |
| | | | | | | | |
| | | | | | | | |
| | | | | | | | |
| | | | | | | | |
| | | | | | | | |

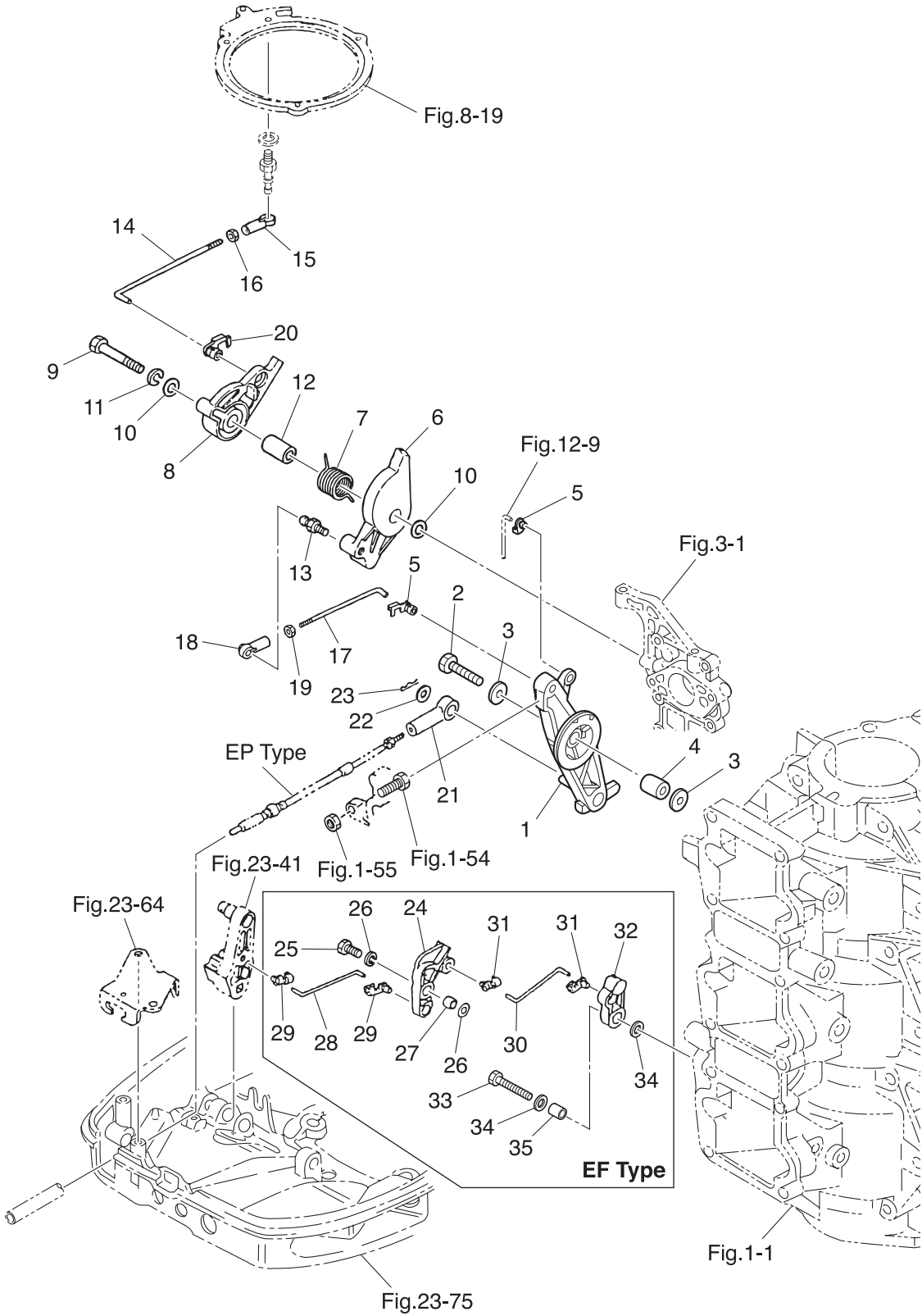
Fig. 5 FUEL LINE



| Ref.No. | Part No. | Description | Q'ty | | | Remarks |
|---------|---------------|----------------------|--------|-----------------|-------------------|-------------------------------------|
| | | | MA40D2 | MW50D2 M50D2 | MWX50D2 MX50D2 | |
| 5-1 | 3C8-71035-0 | OIL FILTER BRACKET | 1 | 1 | | for Automixing Model |
| 5-2 | 1 910103-6614 | BOLT | 2 | 2 | | for Automixing Model |
| 5-2 | 2 910103-5610 | BOLT | 1 | 1 | 1 | for MF Type |
| 5-3 | 3AD-02230-0 | FUEL FILTER ASSY | 1 | 1 | 1 | |
| 5-4 | 3AD-02237-0 | * CUP | 1 | 1 | 1 | |
| 5-5 | 3AD-02235-0 | * O-RING | 1 | 1 | 1 | |
| 5-6 | 3AD-02234-0 | * FILTER | 1 | 1 | 1 | |
| 5-7 | 930103-0800 | NUT | 1 | 1 | 1 | |
| 5-8 | 940103-0800 | WASHER | 2 | 2 | 2 | |
| 5-9 | 98AB-50-300 | HOSE | 1 | 1 | | for Automixing Model 98AB-501000 |
| 5-10 | 98AB-50-200 | HOSE | 1 | 1 | | for Automixing Model 98AB-501000 |
| 5-11 | 98AB-50-350 | HOSE | 1 | 1 | 1 | for Premixing Model 98AB-501000 |
| 5-12 | 98AB-50-530 | HOSE | 1 | 1 | 1 | for Premixing Model 98AB-501000 |
| 5-13 | 338-02215-0 | CLIP φ 10 | 4 | 4 | 4 | for Premixing Model |
| 5-14 | 338-02215-0 | CLIP φ 10 | 5 | 5 | | for Automixing Model |
| 5-15 | 3C8-09075-0 | CHECK VALVE COMPLETE | 1 | 1 | | for Automixing Model |
| 5-16 | 98AB-50-215 | HOSE | 4 | 4 | | for Automixing Model 98AB-501000 |
| 5-17 | 338-02215-0 | CLIP φ 10 | 1 | 1 | | for Automixing Model |
| | | | | | | |
| | | | | | | |
| | | | | | | |
| | | | | | | |
| | | | | | | |
| | | | | | | |
| | | | | | | |
| | | | | | | |
| | | | | | | |
| | | | | | | |
| | | | | | | |
| | | | | | | |
| | | | | | | |
| | | | | | | |
| | | | | | | |
| | | | | | | |

Fig. 6

THROTTLE



| Ref.No. | Part No. | Description | Q'ty | | | Remarks |
|---------|---------------|-----------------------------|-------|---------------------------|------------------|--------------------------------------|
| | | | M40D2 | M50D2 MW50D2 MX50D2 | MW50D2 MX50D2 | |
| 6-1 | 3C8-63711-1 | ADVANCER ARM | 1 | 1 | 1 | |
| 6-2 | 910103-0635 | BOLT | 1 | 1 | 1 | |
| 6-3 | 346-67115-0 | WASHER 6.5-21-1 | 2 | 2 | 2 | |
| 6-4 | 3C8-63732-0 | COLLAR 6.2-12-17 | 1 | 1 | 1 | |
| 6-5 | 3C8-63733-0 | ROD SNAP 5-3 | 2 | 2 | 2 | |
| 6-6 | 1 3C8-63704-0 | THROTTLE CAM | 1 | | | for M40D2 |
| 6-6 | 2 3E3-63718-1 | THROTTLE CAM | | 1 | 1 | for M50D2, MW50D2 MX50D2, MWX50D2 |
| 6-7 | 3E3-63727-0 | SPRING | 1 | 1 | 1 | |
| 6-8 | 3E3-63712-0 | ADVANCER LEVER | 1 | 1 | 1 | |
| 6-9 | 910103-0640 | BOLT | 1 | 1 | 1 | |
| 6-10 | 3C8-66308-0 | WASHER 6-16-1.5 | 2 | 2 | 2 | |
| 6-11 | 941303-0600 | SPRING WASHER | 1 | 1 | 1 | |
| 6-12 | 3E3-63721-0 | COLLAR 6.5-10.5-26.3 | 1 | 1 | 1 | |
| 6-13 | 346-05228-1 | BALL JOINT | 1 | 1 | 1 | |
| 6-14 | 3E5-63715-1 | ROD 5-90 | 1 | 1 | 1 | |
| 6-15 | 3B7-05243-0 | BALL JOINT CONNECTOR | 1 | 1 | 1 | |
| 6-16 | 930103-0500 | NUT | 1 | 1 | 1 | |
| 6-17 | 3E3-63709-1 | THROTTLE ROD 5-105 | 1 | 1 | 1 | |
| 6-18 | 3B7-05243-0 | BALL JOINT CONNECTOR | 1 | 1 | 1 | |
| 6-19 | 930103-0500 | NUT | 1 | 1 | 1 | |
| 6-20 | 3C8-63733-0 | ROD SNAP 5-3 | 1 | 1 | 1 | |
| 6-21 | 3B7-83715-2 | CABLE JOINT | 1 | 1 | | for EP Type |
| 6-22 | 3AA-83719-0 | WASHER 8.5-18-1.6 | 1 | 1 | | for EP Type |
| 6-23 | 951603-0800 | SNAP PIN d=8 | 1 | 1 | | for EP Type |
| 6-24 | 3C8-05213-0 | THROTTLE LIMITER ARM | 1 | 1 | 1 | for MF/EF Type |
| 6-25 | 910103-0625 | BOLT | 1 | 1 | 1 | for MF/EF Type |
| 6-26 | 940103-0600 | WASHER | 2 | 2 | 2 | for MF/EF Type |
| 6-27 | 353-76079-0 | COLLAR 6.2-9-9.3 | 1 | 1 | 1 | for MF/EF Type |
| 6-28 | 3C8-05221-0 | THROTTLE LIMITER ROD 3.5-56 | 1 | 1 | 1 | for MF/EF Type |

Fig. 6

THROTTLE

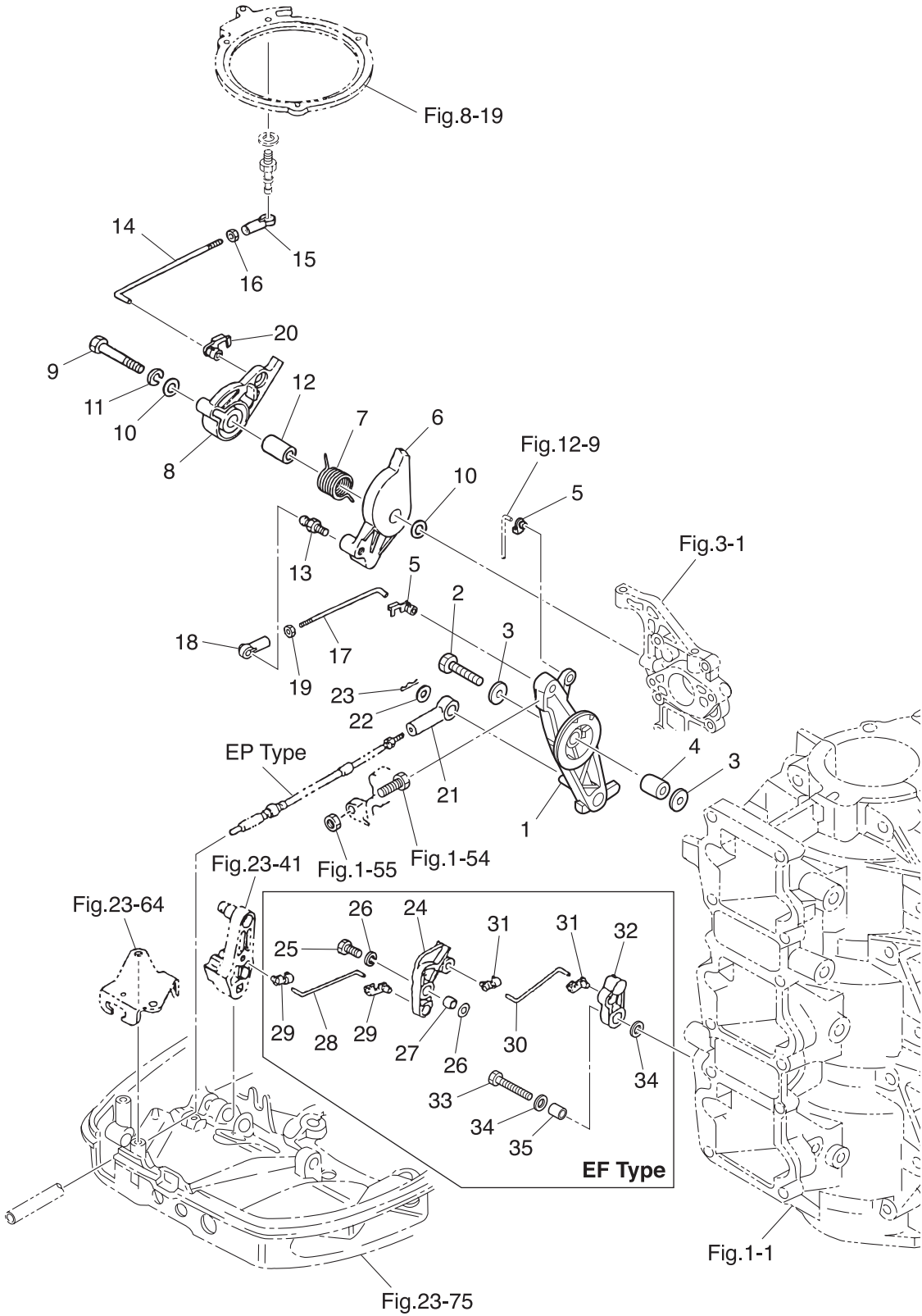
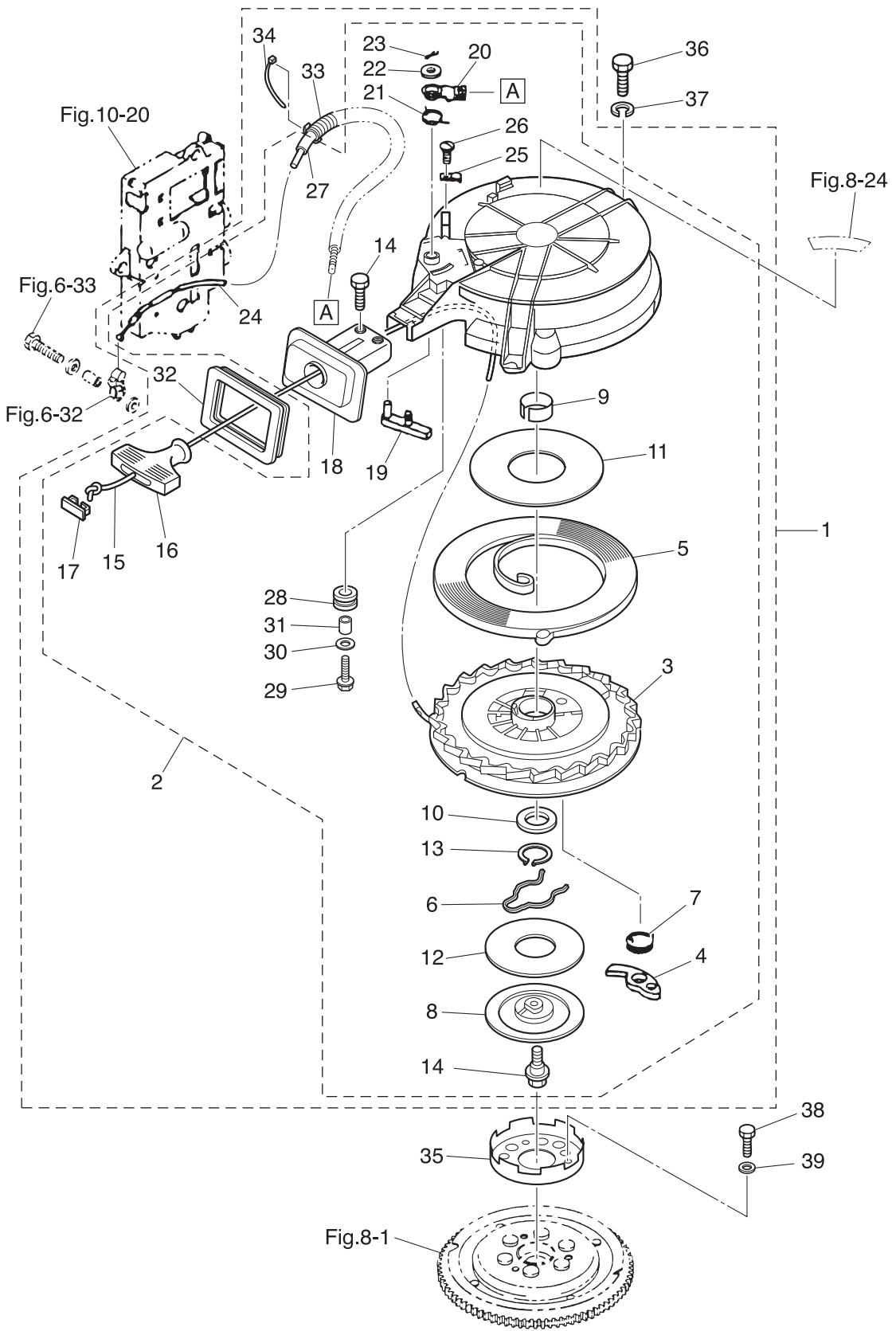


Fig. 7

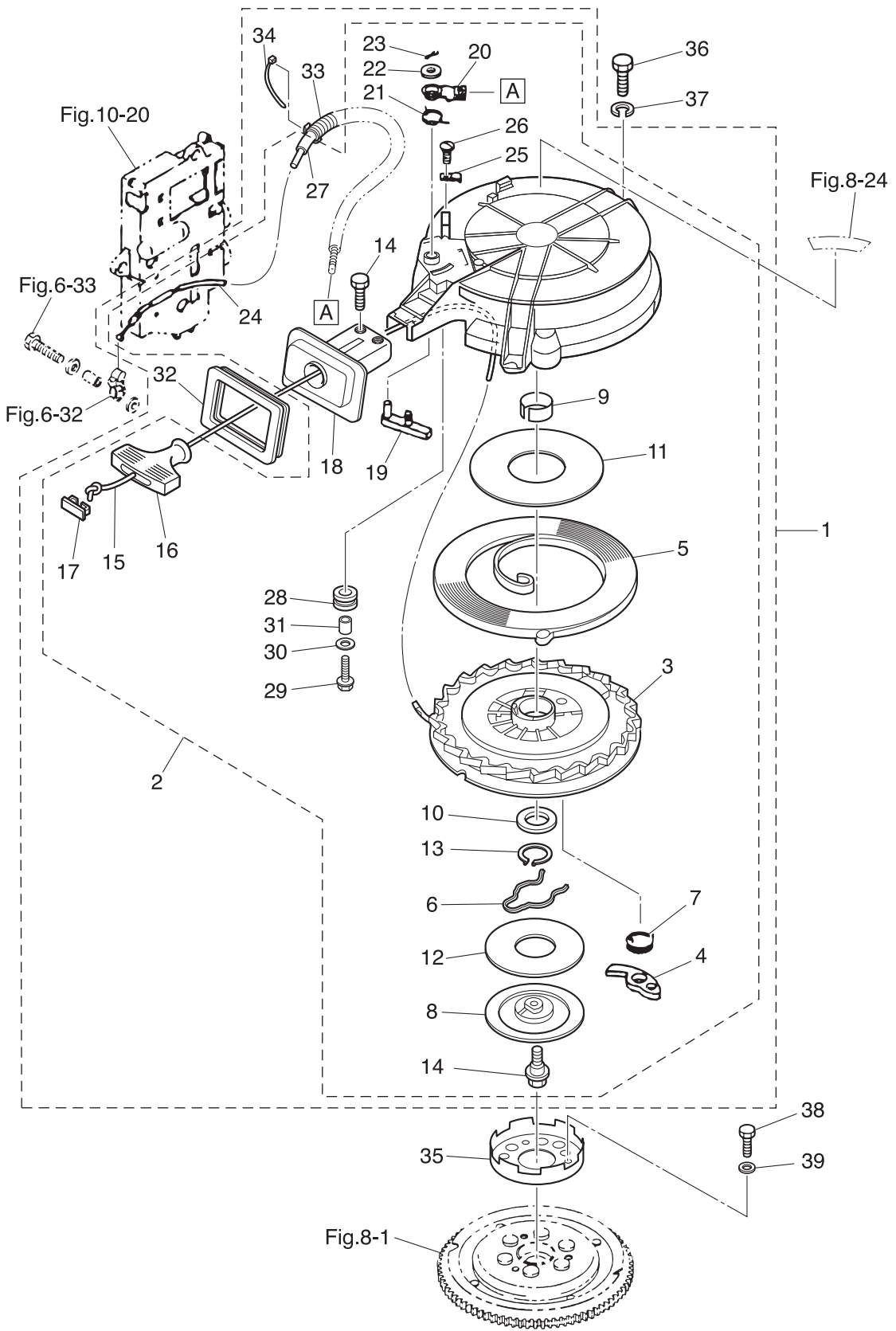
RECOIL STARTER



| Ref.No. | Part No. | Description | Q'ty | | | Remarks |
|---------|-------------|-------------------------------|-------|-------|--------|------------------|
| | | | M40D2 | M50D2 | MW50D2 | |
| 7-1 | 3MC-05090-0 | RECOIL STARTER ASSY | 1 | 1 | 1 | for MF/EF Type |
| 7-2 | 3C8-05090-2 | * RECOIL STARTER ASSY | 1 | 1 | 1 | |
| 7-3 | 3C8-05106-0 | ** REEL ASSY | 1 | 1 | 1 | |
| 7-4 | 3C8-05003-0 | ** RATCHET | 1 | 1 | 1 | |
| 7-5 | 3C8-05004-0 | ** STARTER SPRING | 1 | 1 | 1 | |
| 7-6 | 3C8-05007-0 | ** FRICTION SPRING | 1 | 1 | 1 | |
| 7-7 | 3C8-05012-0 | ** RETURN SPRING | 1 | 1 | 1 | |
| 7-8 | 3C8-05006-0 | ** FRICTION PLATE | 1 | 1 | 1 | |
| 7-9 | 3C8-05107-0 | ** BUSHING | 1 | 1 | 1 | |
| 7-10 | 3C8-05108-0 | ** WASHER | 1 | 1 | 1 | |
| 7-11 | 3C8-05023-0 | ** SLIDING PLATE | 1 | 1 | 1 | |
| 7-12 | 3C8-05029-0 | ** SLIDING PLATE | 1 | 1 | 1 | |
| 7-13 | 945127-2800 | ** C-RING d=28 | 1 | 1 | 1 | |
| 7-14 | 3C8-05138-0 | ** BOLT | 3 | 3 | 3 | Rope Guide, Reel |
| 7-15 | 3C8-05013-0 | ** STARTER ROPE ϕ 6-2250 | 1 | 1 | 1 | |
| 7-16 | 3C8-05019-0 | ** STARTER HANDLE | 1 | 1 | 1 | |
| 7-17 | 3R3-05131-0 | ** ROPE ANCHOR | 1 | 1 | 1 | |
| 7-18 | 3C8-05014-1 | ** ROPE GUIDE | 1 | 1 | 1 | |
| 7-19 | 3C8-05252-0 | ** STARTER LOCK | 1 | 1 | 1 | |
| 7-20 | 3C8-05253-0 | ** STARTER LOCK CAM | 1 | 1 | 1 | |
| 7-21 | 3C8-05216-0 | ** STARTER LOCK SPRING | 1 | 1 | 1 | |
| 7-22 | 3C8-05237-0 | ** WASHER | 1 | 1 | 1 | |
| 7-23 | 951503-1520 | ** SPLIT PIN | 1 | 1 | 1 | |
| 7-24 | 3C8-05217-0 | ** STARTER LOCK WIRE | 1 | 1 | 1 | |
| 7-25 | 3C8-05257-0 | ** CABLE HOLDER | 1 | 1 | 1 | |
| 7-26 | 922432-0510 | ** SCREW | 1 | 1 | 1 | |
| 7-27 | 3C8-05238-0 | ** PIPE | 1 | 1 | 1 | |
| 7-28 | 3C8-05030-0 | ** STARTER ROLLER | 1 | 1 | 1 | |
| 7-29 | 3C8-05031-0 | ** BOLT | 1 | 1 | 1 | |

Fig. 7

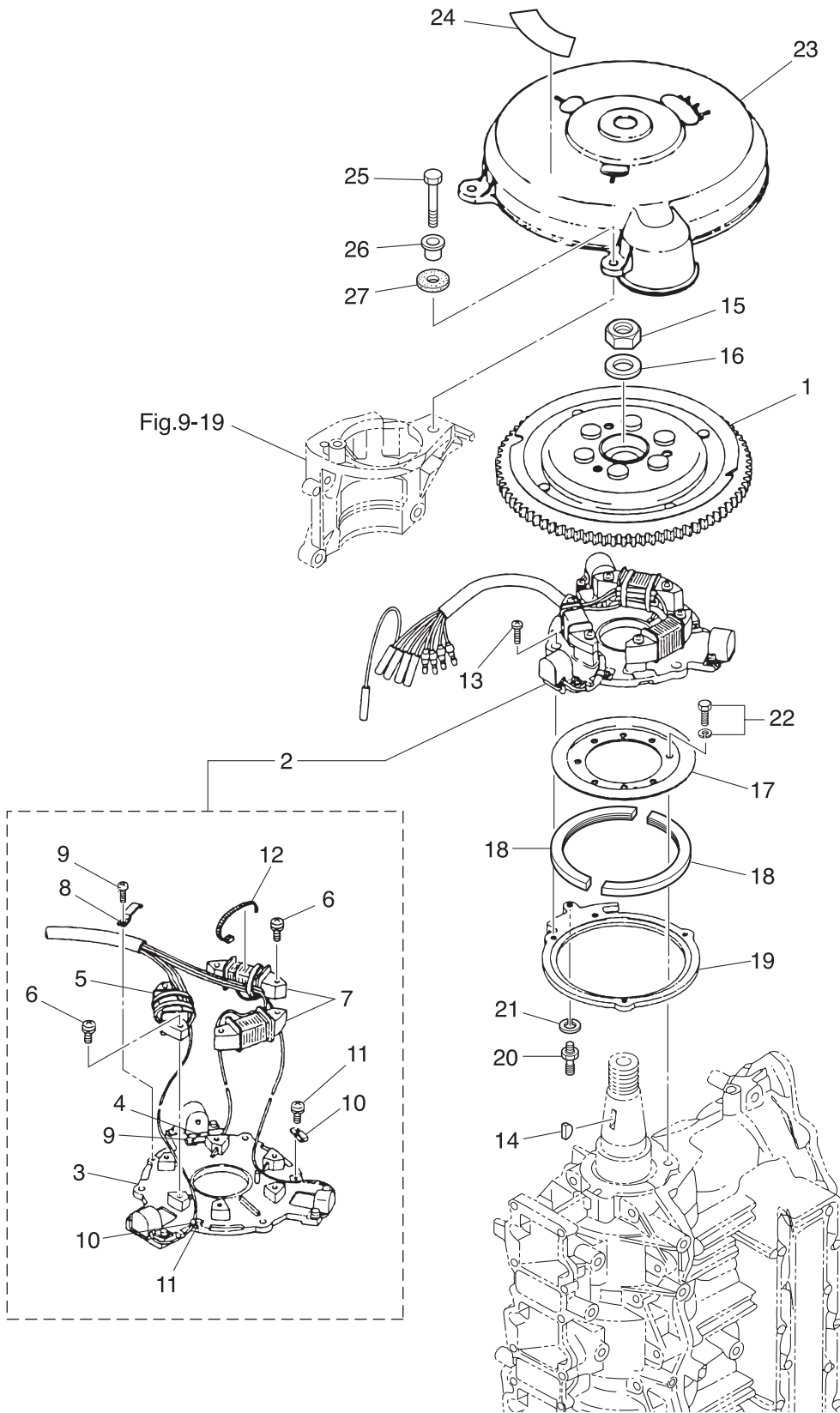
RECOIL STARTER



| Ref.No. | Part No. | Description | Q'ty | | | Remarks |
|---------|-------------|----------------|--------|--------|---------|---------|
| | | | MA40D2 | M550D2 | MMX50D2 | |
| 7-30 | 3C8-05032-0 | ** WASHER | 1 | 1 | 1 | |
| 7-31 | 3C8-05033-0 | ** COLLAR | 1 | 1 | 1 | |
| 7-32 | 3C8-67503-0 | * STARTER SEAL | 1 | 1 | 1 | |
| 7-33 | 3C8-06133-0 | * PROTECTOR | 1 | 1 | 1 | |
| 7-34 | 369-84398-0 | * BAND 158 | 1 | 1 | 1 | |
| 7-35 | 3C8-05901-1 | STARTER PULLEY | 1 | 1 | 1 | |
| 7-36 | 9101F4-0625 | BOLT | 3 | 3 | 3 | |
| 7-37 | 940103-0600 | WASHER | 3 | 3 | 3 | |
| 7-38 | 9101F4-0818 | BOLT | 3 | 3 | 3 | |
| 7-39 | 940103-0800 | WASHER | 3 | 3 | 3 | |
| | | | | | | |
| | | | | | | |
| | | | | | | |
| | | | | | | |
| | | | | | | |
| | | | | | | |
| | | | | | | |
| | | | | | | |
| | | | | | | |
| | | | | | | |
| | | | | | | |
| | | | | | | |
| | | | | | | |
| | | | | | | |
| | | | | | | |
| | | | | | | |
| | | | | | | |
| | | | | | | |
| | | | | | | |
| | | | | | | |
| | | | | | | |
| | | | | | | |
| | | | | | | |
| | | | | | | |
| | | | | | | |
| | | | | | | |
| | | | | | | |

Fig. 8

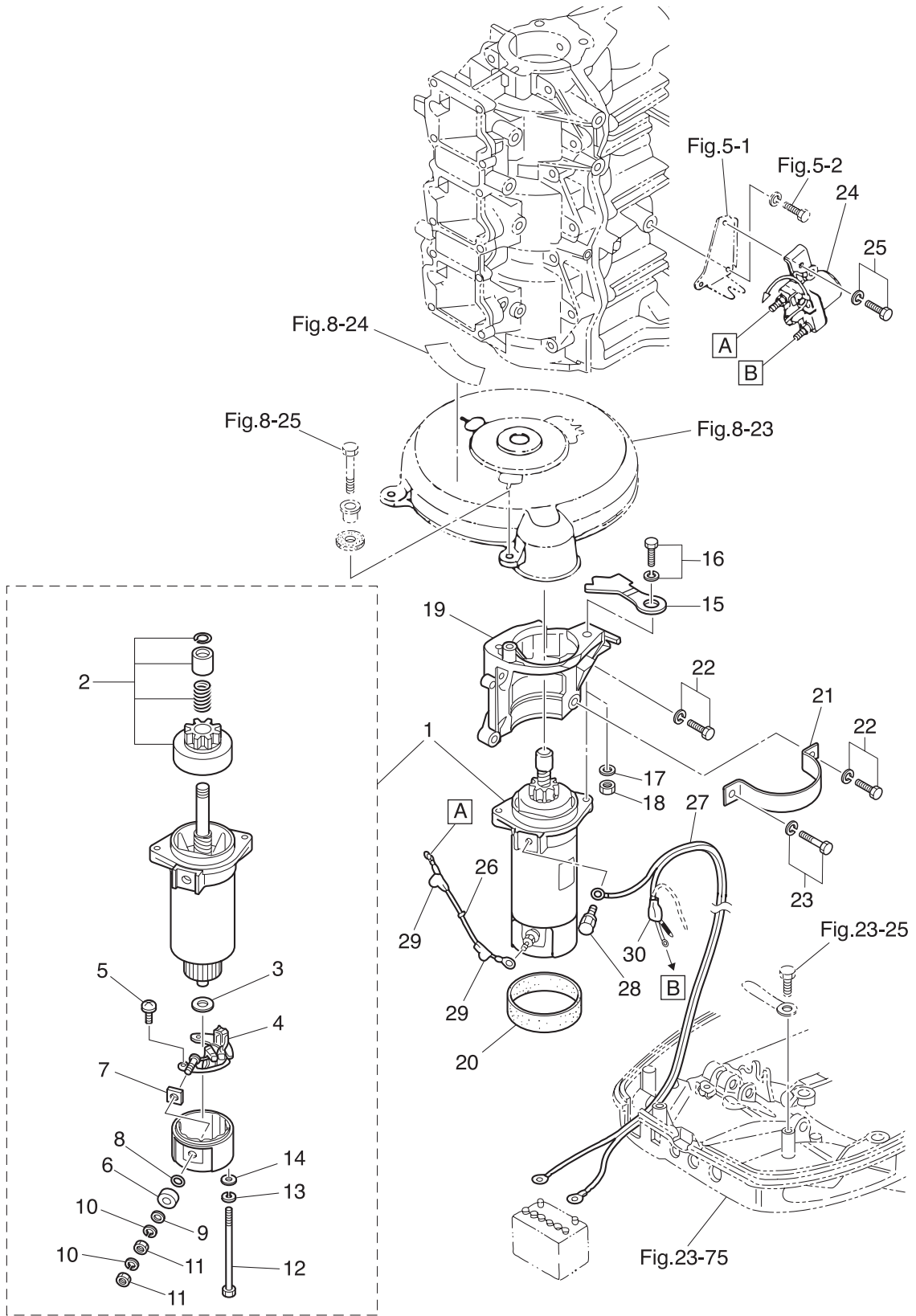
MAGNETO



| Ref.No. | Part No. | Description | Q'ty | | | Remarks |
|---------|-------------|------------------------------|-------|-------|--------|-------------|
| | | | M40D2 | M50D2 | MX50D2 | |
| 8-1 | 3C8-06101-1 | FLYWHEEL W/RING GEAR | 1 | 1 | 1 | F4T405-72 |
| 8-2 | 3C8-06103-3 | COIL PLATE ASSY W/ALTERNATOR | 1 | 1 | 1 | |
| 8-3 | 3C8-06130-2 | * PULSAR COIL & PLATE ASSY | 1 | 1 | 1 | |
| 8-4 | 3B7-06131-0 | * PULSAR HOLDER | 1 | 1 | 1 | |
| 8-5 | 3C8-06120-1 | * EXCITER COIL | 1 | 1 | 1 | |
| 8-6 | 921521-6630 | * SCREW | 6 | 6 | 6 | |
| 8-7 | 3C8-06123-1 | * ALTERNATOR ASSY | 1 | 1 | 1 | |
| 8-8 | 3B7-06135-0 | * HOLDER | 1 | 1 | 1 | |
| 8-9 | 921521-0406 | * SCREW | 2 | 2 | 2 | |
| 8-10 | 3B7-06132-0 | * CLAMP | 2 | 2 | 2 | |
| 8-11 | 921521-6406 | * SCREW | 2 | 2 | 2 | |
| 8-12 | 3B7-06133-0 | * BAND | 3 | 3 | 3 | |
| 8-13 | 921503-6510 | SCREW | 3 | 3 | 3 | |
| 8-14 | 334-00131-0 | KEY | 1 | 1 | 1 | Magneto |
| 8-15 | 353-00132-0 | NUT 18-P1.5 | 1 | 1 | 1 | |
| 8-16 | 353-00133-0 | WASHER 19-34-3 | 1 | 1 | 1 | |
| 8-17 | 3C8-63722-0 | GUIDE PLATE | 1 | 1 | 1 | |
| 8-18 | 3C8-63725-0 | GUIDE PLATE COVER | 2 | 2 | 2 | |
| 8-19 | 3C8-63723-0 | SETTING RING | 1 | 1 | 1 | |
| 8-20 | 346-05228-1 | BALL JOINT | 1 | 1 | 1 | |
| 8-21 | 941303-0600 | SPRING WASHER | 1 | 1 | 1 | |
| 8-22 | 910121-6616 | BOLT | 3 | 3 | 3 | |
| 8-23 | 3C8-06301-0 | RING GEAR COVER | 1 | 1 | | for EP Type |
| 8-24 | 3C7-72182-2 | CAUTION DECAL (C) | 1 | 1 | 1 | |
| 8-25 | 910103-0625 | BOLT | 3 | 3 | | for EP Type |
| 8-26 | 3GF-06304-0 | COLLAR 9.1-16-10.8 | 3 | 3 | | for EP Type |
| 8-27 | 3B7-06305-0 | RUBBER MOUNT 9-16-4.3 | 3 | 3 | | for EP Type |
| | | | | | | |
| | | | | | | |

Fig. 9

ELECTRIC PARTS (STARTER MOTOR)



| Ref.No. | Part No. | Description | Q'ty | | | Remarks |
|---------|---------------|----------------------|-------|-------|---------|-------------------------------|
| | | | M40D2 | M50D2 | MWX50D2 | |
| 9-1 | 3C8-76010-1 | STARTER MOTOR ASSY | 1 | 1 | | for EF/EP Type |
| 9-2 | 3C8-76015-0 | * PINION ASSY | 1 | 1 | | |
| 9-3 | 3C8-75015-0 | * WASHER | 1 | 1 | | |
| 9-4 | 3C8-75014-0 | * BRUSH HOLDER ASSY | 1 | 1 | | |
| 9-5 | 921521-6408 | * SCREW | 2 | 2 | | |
| 9-6 | 3C8-75016-0 | * BUSHING | 1 | 1 | | |
| 9-7 | 3C8-75017-0 | * BUSHING | 1 | 1 | | |
| 9-8 | 3C8-75018-0 | * O-RING | 1 | 1 | | |
| 9-9 | 940103-0600 | * WASHER | 1 | 1 | | |
| 9-10 | 941303-0600 | * SPRING WASHER | 2 | 2 | | |
| 9-11 | 930203-0600 | * NUT | 2 | 2 | | |
| 9-12 | 3C8-75019-0 | * BOLT | 2 | 2 | | |
| 9-13 | 941321-0500 | * SPRING WASHER | 2 | 2 | | |
| 9-14 | 940221-0500 | * WASHER | 2 | 2 | | |
| 9-15 | 3C8-06105-0 | COIL PLATE STOPPER | 1 | 1 | 1 | ALL |
| 9-16 | 1 910103-6825 | BOLT | 1 | 1 | 1 | for MF Type |
| 9-16 | 2 910103-6825 | BOLT | 2 | 2 | | for EF/EP Type |
| 9-17 | 940103-0800 | WASHER | 1 | 1 | 1 | for MF Type |
| 9-18 | 930103-0800 | NUT | 1 | 1 | 1 | for MF Type |
| 9-19 | 1 3C8B05101-0 | BRACKET | 1 | 1 | | Black for M40/50D2, MW50D2 |
| 9-19 | 2 3C8J05101-0 | BRACKET | | | 1 | Gray for MX50D2, MWX50D2 |
| 9-20 | 3C8-76007-0 | DAMPER | 1 | 1 | | for EF/EP Type |
| 9-21 | 3C8-76009-0 | STARTER MOTOR BAND | 1 | 1 | | for EF/EP Type |
| 9-22 | 910103-6825 | BOLT | 4 | 4 | 4 | |
| 9-23 | 910103-6820 | BOLT | 1 | 1 | | for EF/EP Type |
| 9-24 | 346-76040-0 | STARTER SOLENOID | 1 | 1 | | for EF/EP Type |
| 9-25 | 910103-6616 | BOLT | 1 | 1 | | |
| 9-26 | 3C8-76141-1 | STARTER CABLE L=160 | 1 | 1 | | for EF/EP Type |
| 9-27 | 3B7-76120-2 | BATTERY CABLE L=3000 | 1 | 1 | | for EF/EP Type |

Fig. 9

ELECTRIC PARTS (STARTER MOTOR)

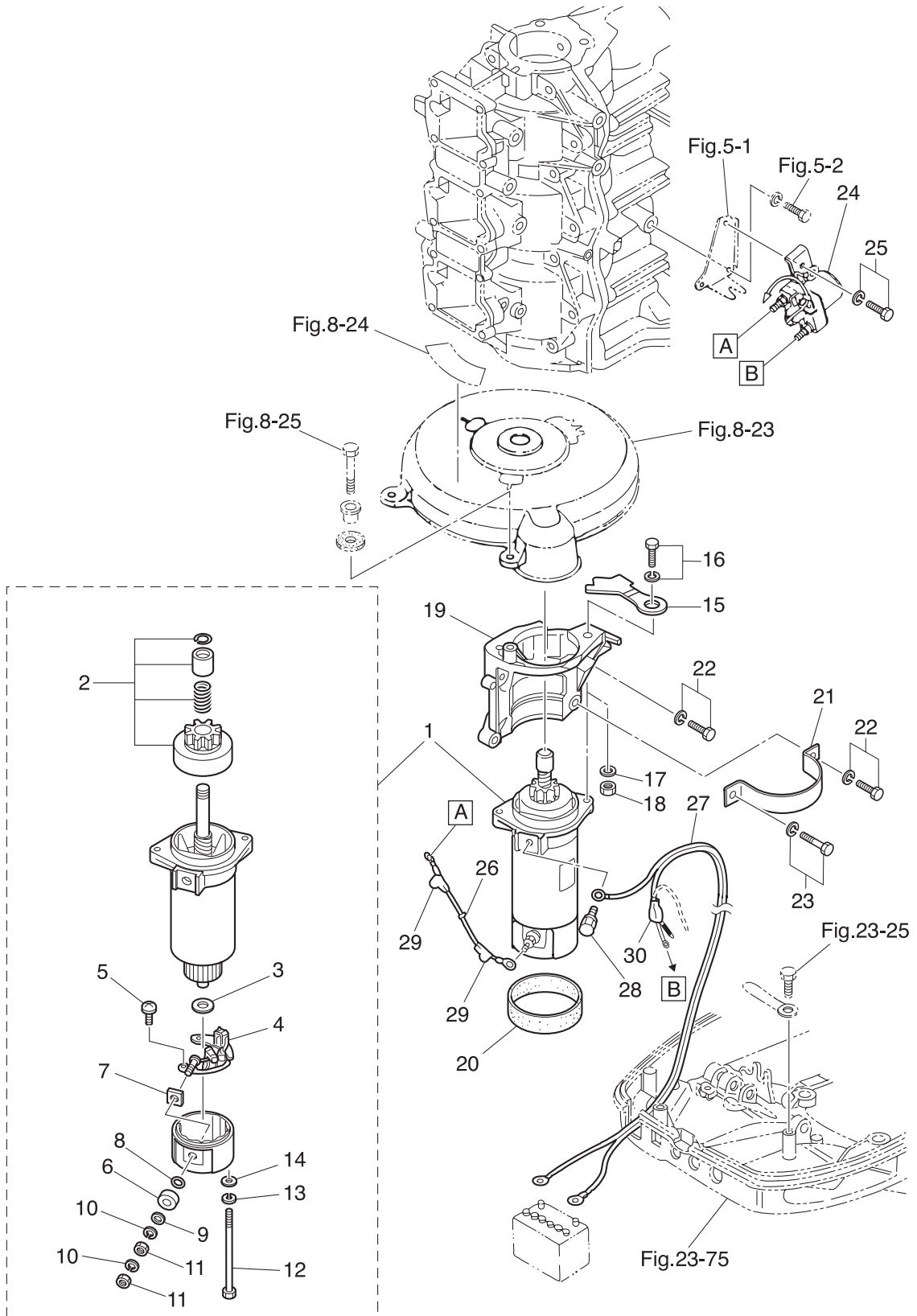
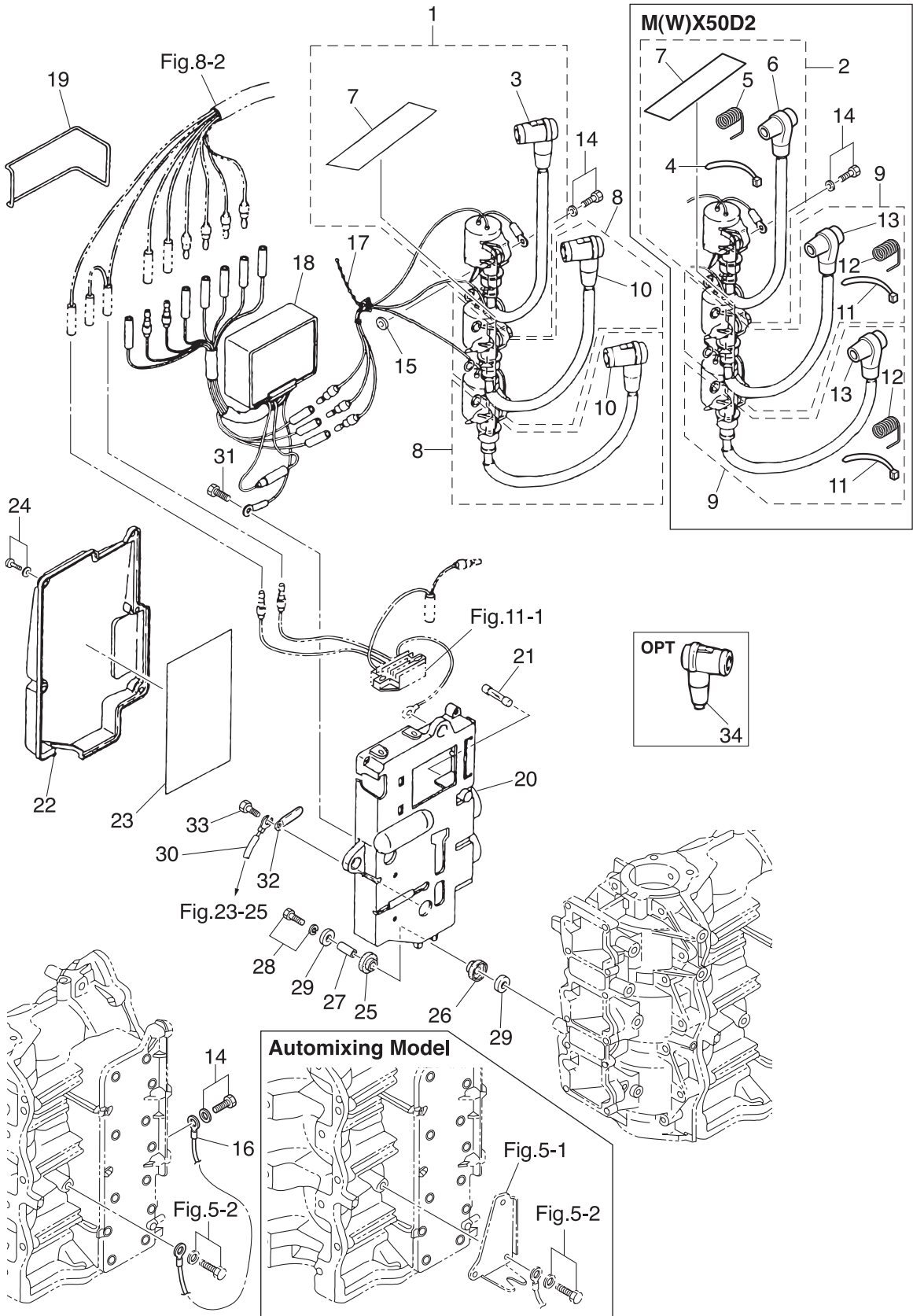


Fig. 10

ELECTRIC PARTS (C.D. UNIT)



| Ref.No. | Part No. | Description | Q'ty | | | Remarks |
|---------|-------------|----------------------------|---------|-----------------|---------|-------------------------------------|
| | | | M40D2 | MW50D2 M50D2 | MWX50D2 | |
| 10-1 | 3C8-06048-0 | IGNITION COIL ASSY W/LABEL | 1 | 1 | | for M40/50D2, MW50D2 F6T530 |
| 10-2 | 3C8-06049-3 | IGNITION COIL ASSY W/LABEL | | | 1 | for MX50D2, MWX50D2 F6T530 |
| 10-3 | 346-06999-0 | * PLUG CAP W/RESISTANCE | 1 | 1 | | for M40/50D2, MW50D2 |
| 10-4 | 3T5-84398-0 | * BAND 104 | | | 1 | for MX50D2, MWX50D2 |
| 10-5 | 3M2-06926-0 | * PLUG CAP TERMINAL | | | 1 | for MX50D2, MWX50D2 |
| 10-6 | 3M2-06921-0 | * PLUG CAP | | | 1 | for MX50D2, MWX50D2 |
| 10-7 | 3C8-72181-0 | * CAUTION DECAL (B) | 1 | 1 | 1 | |
| 10-8 | 3C7-06040-0 | IGNITION COIL W/R-CAP | 2 | 2 | | for M40/50D2, MW50D2 F6T530 |
| 10-9 | 3C8-06050-2 | IGNITION COIL W/CAP | | | 2 | for MX50D2, MWX50D2 F6T530 |
| 10-10 | 346-06999-0 | * PLUG CAP W/RESISTANCE | 1 | 1 | | for M40/50D2, MW50D2 |
| 10-11 | 3T5-84398-0 | * BAND 104 | | | 1 | for MX50D2, MWX50D2 |
| 10-12 | 3M2-06926-0 | * PLUG CAP TERMINAL | | | 1 | for MX50D2, MWX50D2 |
| 10-13 | 3M2-06921-0 | * PLUG CAP | | | 1 | for MX50D2, MWX50D2 |
| 10-14 | 910103-5620 | BOLT | 3 | 3 | 3 | |
| 10-15 | 151-33159-0 | GASKET 6.2-11-1 | 3 | 3 | 3 | |
| 10-16 | 3C7-76142-1 | GROUND CABLE L=170 | 1 | 1 | 1 | #3 Ignition Coil -Cylinder Block |
| 10-17 | 336-76091-0 | LEAD WIRE BAND 100 | 1 | 1 | 1 | |
| 10-18 | 3C8-06160-1 | CD UNIT | 1 | 1 | 1 | F8T20572 |
| 10-19 | 3B7-60103-0 | O-RING 3.1-94.4 | 1 | 1 | 1 | |
| 10-20 | 1 | 3C8B06901-1 | BRACKET | 1 | 1 | Black for M40/50D2, MW50D2 |
| 10-20 | 2 | 3C8J06901-1 | BRACKET | | 1 | Gray for MX50D2, MWX50D2 |
| 10-21 | 353-76213-0 | SPARE FUSE 20A | 1 | 1 | | for EF/EP Type |
| 10-22 | 3C8-06902-0 | COVER | 1 | 1 | 1 | |
| 10-23 | 3C8-72028-0 | WIRING DIAGRAM DECAL | 1 | 1 | | for EF/EP Type |
| 10-24 | 921503-5514 | SCREW | 5 | 5 | 5 | |
| 10-25 | 346-67113-0 | MOUNT 8.5-14-2.5 | 3 | 3 | 3 | |
| 10-26 | 3B7-06920-0 | RUBBER MOUNT 8.5-14-2.5 | 3 | 3 | 3 | |
| 10-27 | 346-67114-1 | SPACER 6.2-9-15.7 | 3 | 3 | 3 | |
| 10-28 | 910103-6630 | BOLT | 3 | 3 | 3 | |

Fig. 10

ELECTRIC PARTS (C.D. UNIT)

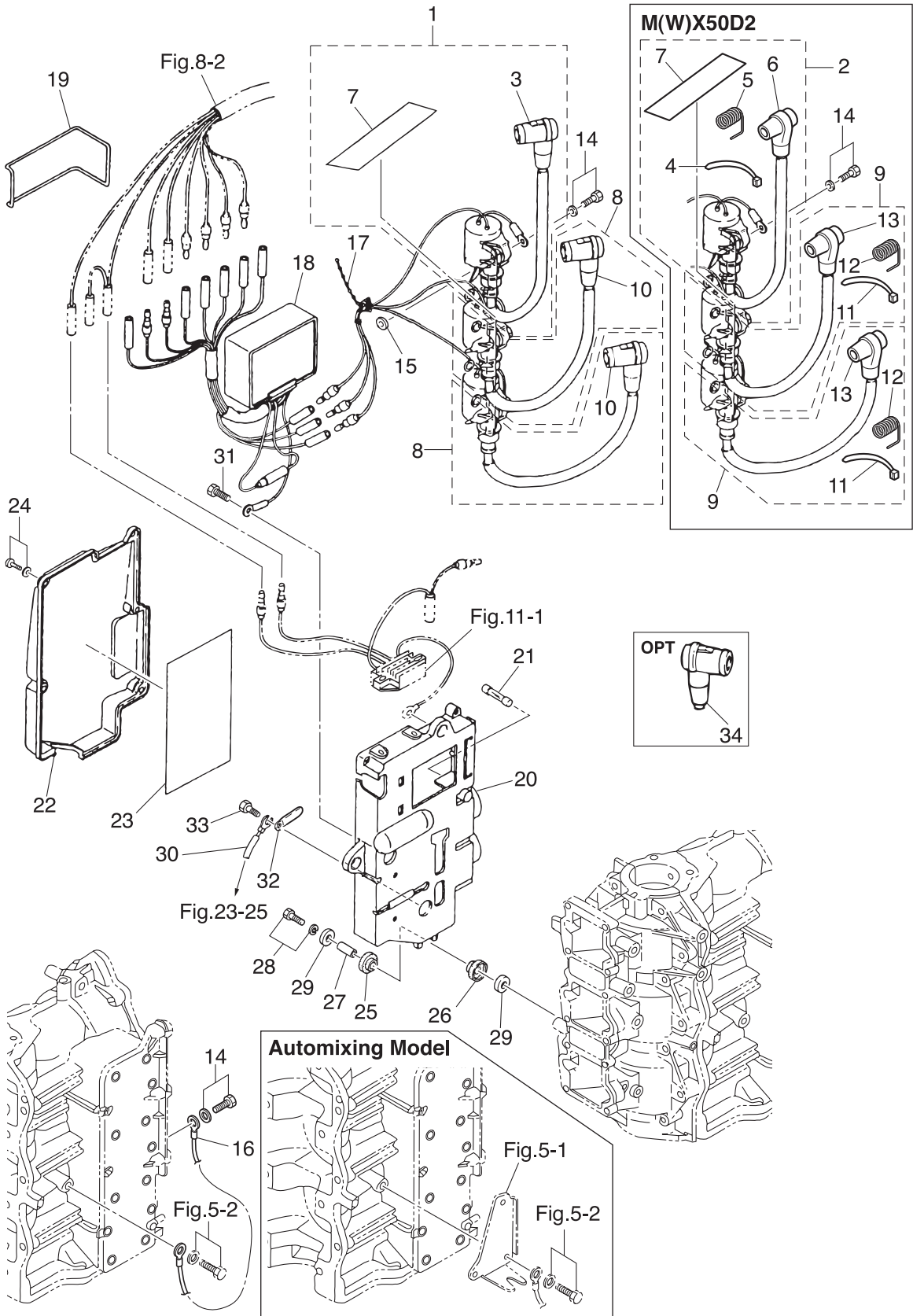
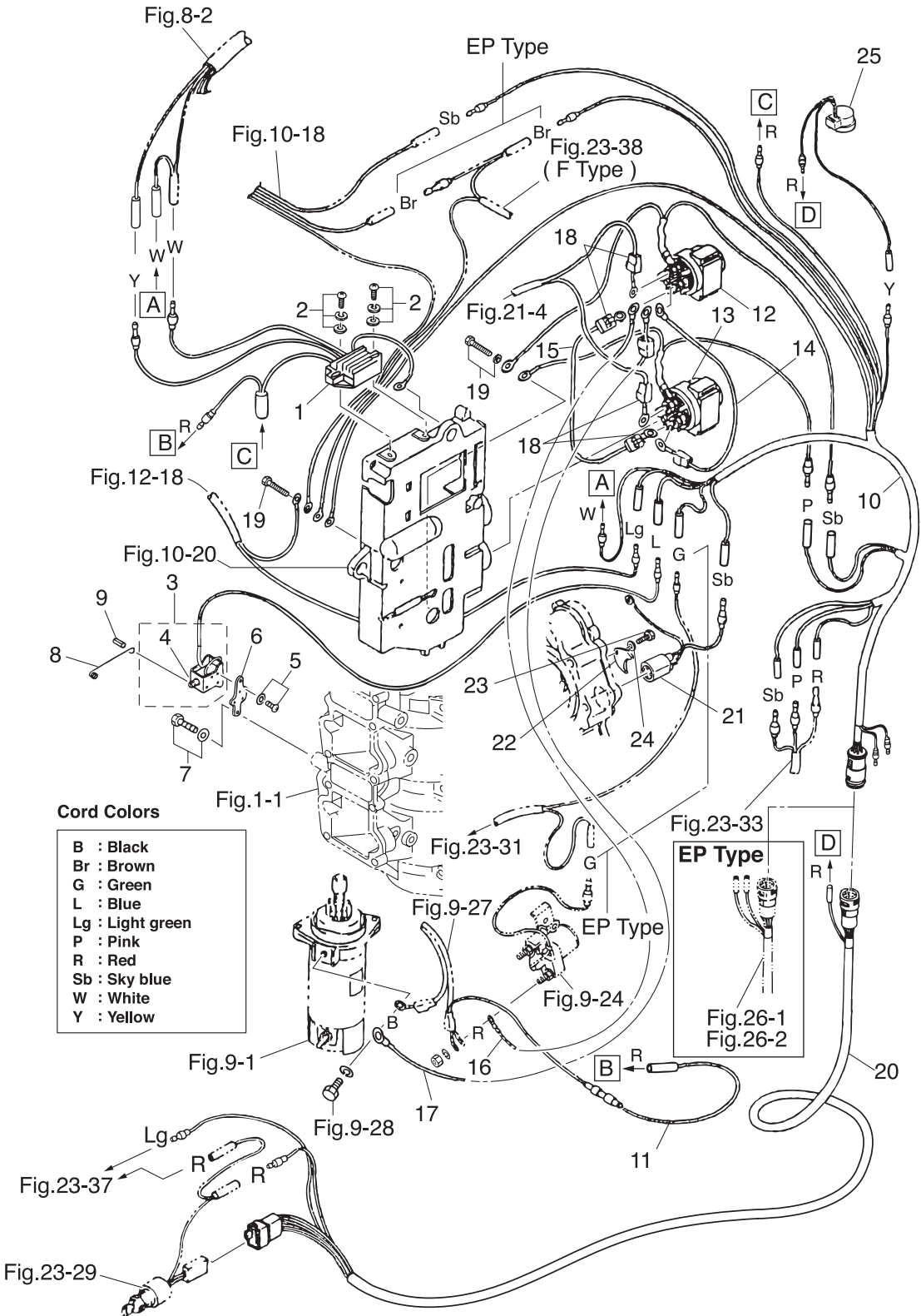


Fig. 11

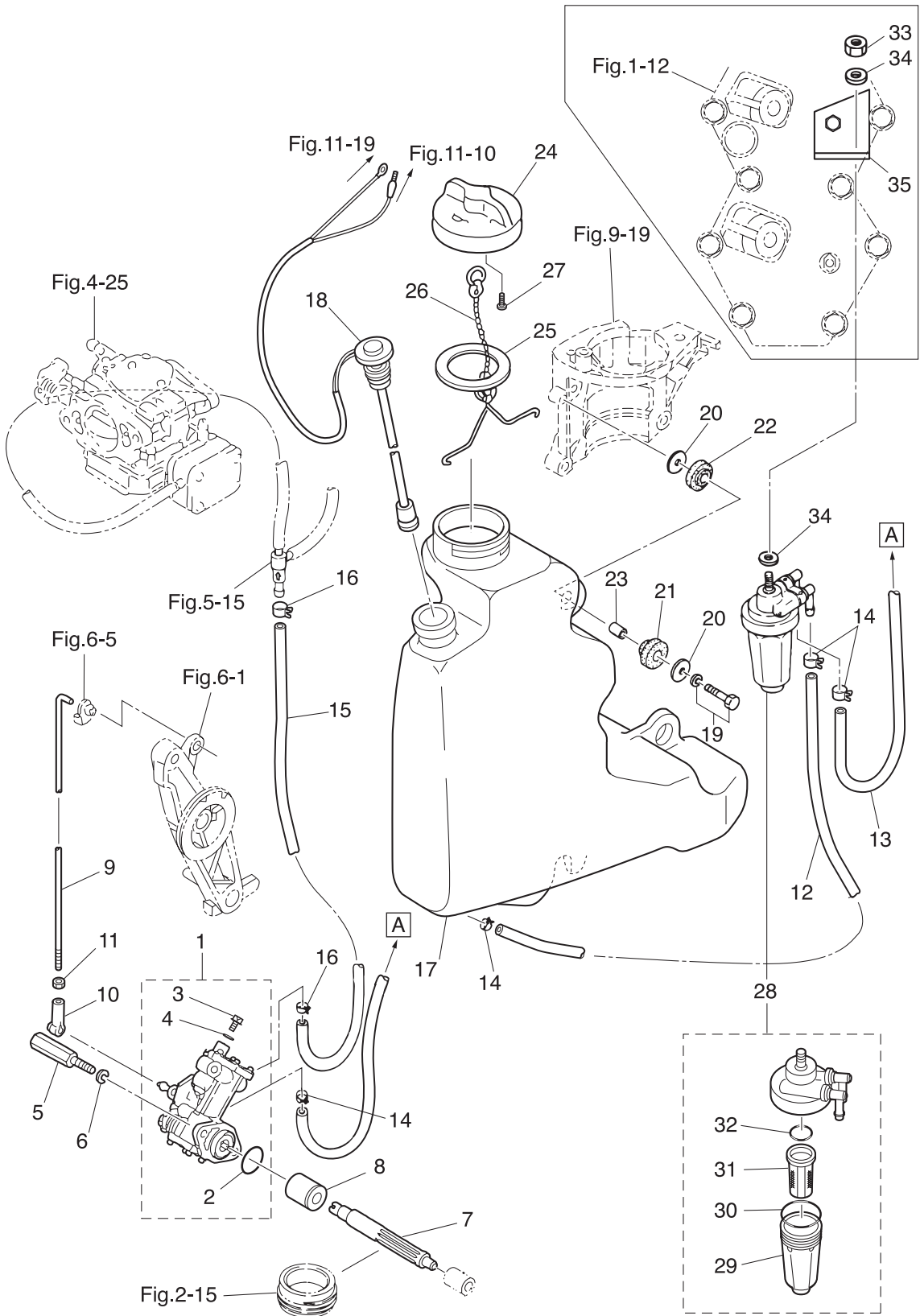
ELECTRIC PARTS (DIAGRAM)



| Ref.No. | Part No. | Description | Q'ty | | | Remarks |
|---------|-------------|---------------------------------|-------|-------|--------|---------------------|
| | | | M40D2 | M50D2 | MX50D2 | |
| 11-1 | 3B7-76065-5 | RECTIFIER COMPLETE | 1 | 1 | | for EF/EP Type |
| 11-2 | 921503-7625 | SCREW | 2 | 2 | | for EF/EP Type |
| 11-3 | 361-76050-0 | CHOKE SOLENOID | 1 | 1 | | for EP Type |
| 11-4 | 361-76073-0 | * PLUNGER | 1 | 1 | | |
| 11-5 | 921503-6408 | SCREW | 3 | 3 | | for EP Type |
| 11-6 | 3C8-76055-0 | CHOKE SOLENOID BRACKET | 1 | 1 | | for EP Type |
| 11-7 | 910103-6616 | BOLT | 2 | 2 | | for EP Type |
| 11-8 | 3C8-76057-0 | CHOKE SOLENOID HOOK | 1 | 1 | | for EP Type |
| 11-9 | 951403-0312 | SPRING PIN 3-12 | 1 | 1 | | for EP Type |
| 11-10 | 3C8-76110-0 | CORD ASSY | 1 | 1 | | for EF/EP Type |
| 11-11 | 353-76062-1 | FUSE WIRE ASSY L=900 20A | 1 | 1 | | for EF/EP Type |
| 11-12 | 3C8-72580-0 | PTT SOLENOID SWITCH (A) | 1 | 1 | | UP for PTT Model |
| 11-13 | 3C8-72581-0 | PTT SOLENOID SWITCH (B) | 1 | 1 | | DN for PTT Model |
| 11-14 | 3C8-72582-0 | SOLENOID SWITCH CORD (A) L=80 | 1 | 1 | | for PTT Model |
| 11-15 | 3C8-72583-1 | SOLENOID SWITCH CORD (B) L=150 | 1 | 1 | | for PTT Model |
| 11-16 | 3C8-72588-0 | SOLENOID SWITCH CORD (C) L=900 | 1 | 1 | | for PTT Model |
| 11-17 | 3C8-72589-0 | SOLENOID SWITCH CORD (C) L=1100 | 1 | 1 | | for PTT Model |
| 11-18 | 3A3-76145-0 | TERMINAL CAP | 4 | 4 | | for PTT Model |
| 11-19 | 910403-0612 | BOLT | 2 | 2 | | for PTT Model |
| 11-20 | 3C8-76119-0 | CORD ASSY | 1 | 1 | | for EF Type |
| 11-21 | 3C8-76172-1 | OVERHEAT SENSOR ASSY | 1 | 1 | 1 | OPT |
| 11-22 | 353-66024-0 | STOPPER | 1 | 1 | 1 | OPT |
| 11-23 | 910103-0620 | BOLT | 1 | 1 | 1 | OPT |
| 11-24 | 941303-0600 | SPRING WASHER | 1 | 1 | 1 | OPT |
| 11-25 | 3C8-76171-0 | OVERHEAT BUZZER | 1 | 1 | 1 | OPT |
| | | | | | | |
| | | | | | | |
| | | | | | | |
| | | | | | | |

Fig. 12

OIL PUMP (AUTO MIXING MODEL)



| Ref.No. | Part No. | Description | Q'ty | | | Remarks |
|---------|-------------|--------------------------|-------|-------|--------|-------------------------------------|
| | | | M40D2 | M50D2 | MX50D2 | |
| 12-1 | 3C8-09000-1 | OIL PUMP ASSY | 1 | 1 | | |
| 12-2 | 3B7-09002-0 | * O-RING 1.6-19.2 | 1 | 1 | | |
| 12-3 | 3B7-09004-0 | * AIR VENT BOLT | 1 | 1 | | |
| 12-4 | 3B7-09006-0 | * WASHER | 1 | 1 | | |
| 12-5 | 3C8-09050-1 | OIL PUMP BOLT | 2 | 2 | | |
| 12-6 | 941303-0600 | SPRING WASHER | 2 | 2 | | |
| 12-7 | 3C8-09065-0 | OIL PUMP DRIVEN GEAR | 1 | 1 | | |
| 12-8 | 3C8-09069-0 | BUSHING 9-20-20.8 | 1 | 1 | | |
| 12-9 | 3C8-09053-1 | OIL PUMP ROD | 1 | 1 | | |
| 12-10 | 3B7-05243-0 | BALL JOINT CONNECTOR | 1 | 1 | | |
| 12-11 | 930103-0500 | NUT | 1 | 1 | | |
| 12-12 | 99AA-6-0700 | PIPE | 1 | 1 | | Oil Tank-Oil Filter 99AA-6-1000 |
| 12-13 | 99AA-6-0400 | PIPE | 1 | 1 | | Oil Filter-Oil Pump 99AA-6-1000 |
| 12-14 | 3AB-35143-0 | CLIP ϕ 9.4 | 4 | 4 | | |
| 12-15 | 99AA-4-0230 | PIPE | 1 | 1 | | Oil Pump-Check Valve 99AA-4-1000 |
| 12-16 | 3C7-09056-1 | CLIP ϕ 8.5 | 2 | 2 | | |
| 12-17 | 3C8-71010-1 | OIL TANK | 1 | 1 | | |
| 12-18 | 3C8-71020-1 | OIL LEVEL SENSOR | 1 | 1 | | |
| 12-19 | 910103-6630 | BOLT | 3 | 3 | | |
| 12-20 | 346-67115-0 | WASHER 6.5-21-1 | 6 | 6 | | |
| 12-21 | 346-67113-0 | MOUNT 8.5-14-2.5 | 3 | 3 | | |
| 12-22 | 3B7-06920-0 | RUBBER MOUNT 8.5-14-2.5 | 3 | 3 | | |
| 12-23 | 346-67114-1 | SPACER 6.2-9-15.7 | 3 | 3 | | |
| 12-24 | 3C8-71015-0 | OIL FILLER CAP | 1 | 1 | | |
| 12-25 | 3C8-71016-0 | GASKET 36-52-2 | 1 | 1 | | |
| 12-26 | 3C8-71017-0 | CAP HOOK | 1 | 1 | | |
| 12-27 | 3C8-71018-0 | OIL TANK CAP CHECK VALVE | 1 | 1 | | |
| 12-28 | 3C7-71030-0 | OIL FILTER ASSY | 1 | 1 | | |
| 12-29 | 3B7-02237-0 | * CUP | 1 | 1 | | |

Fig. 12

OIL PUMP (AUTO MIXING MODEL)

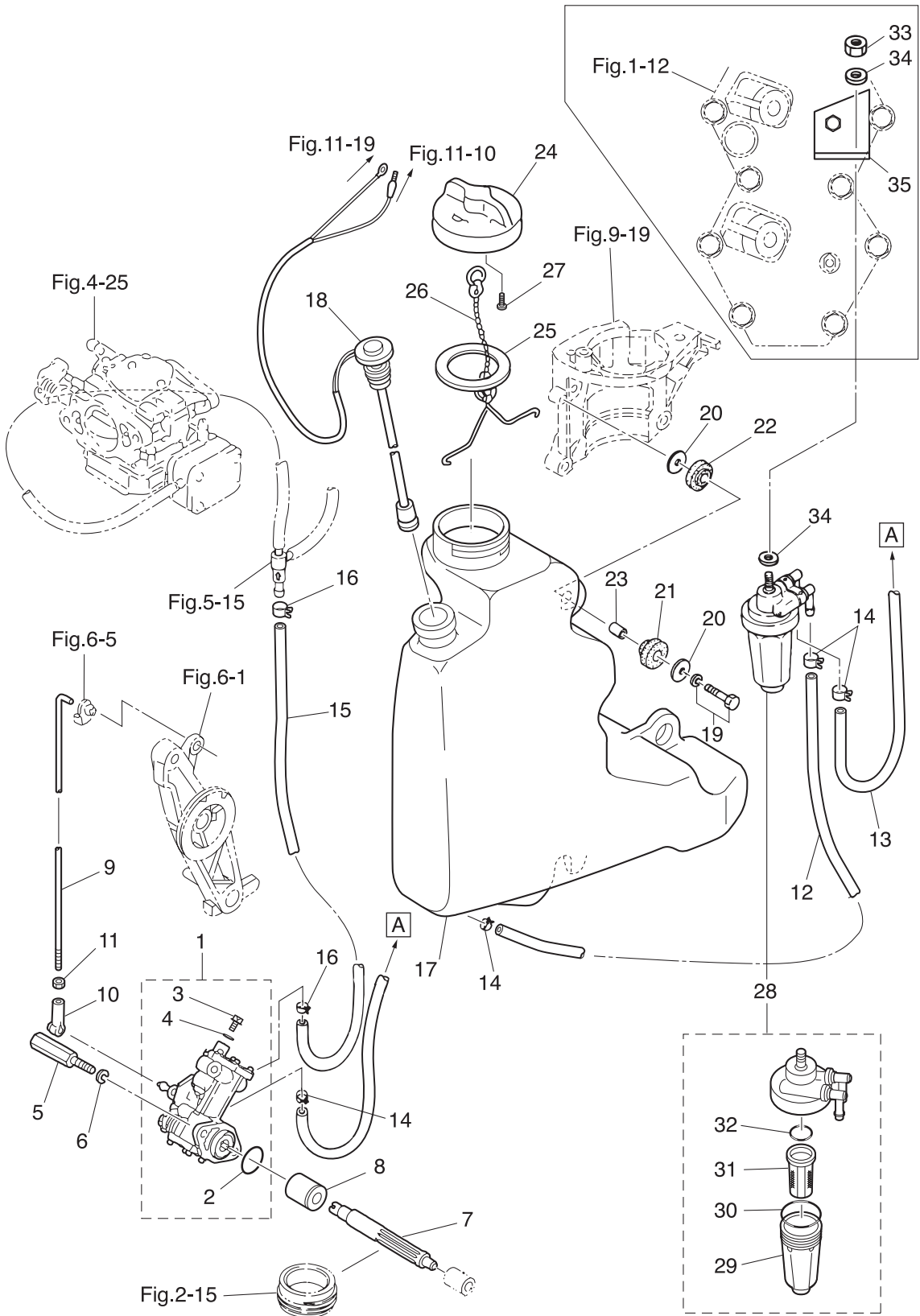
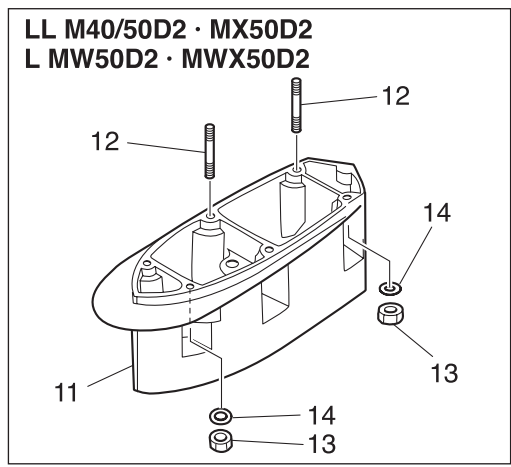
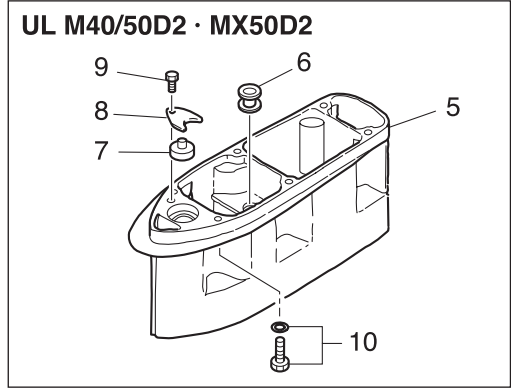
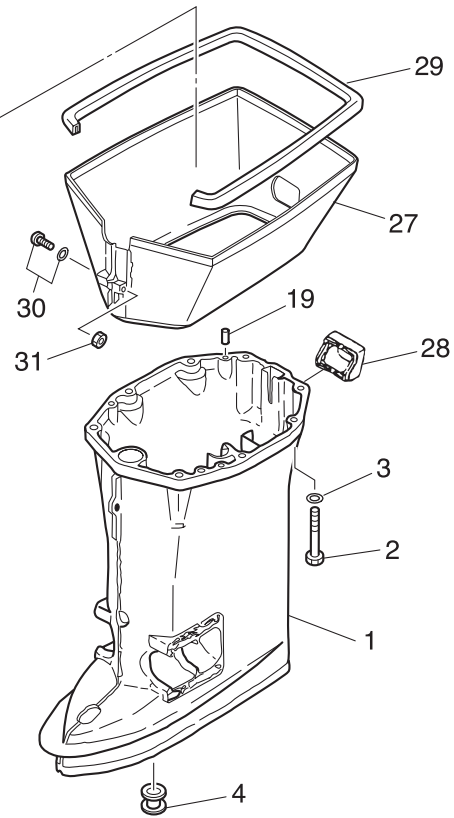
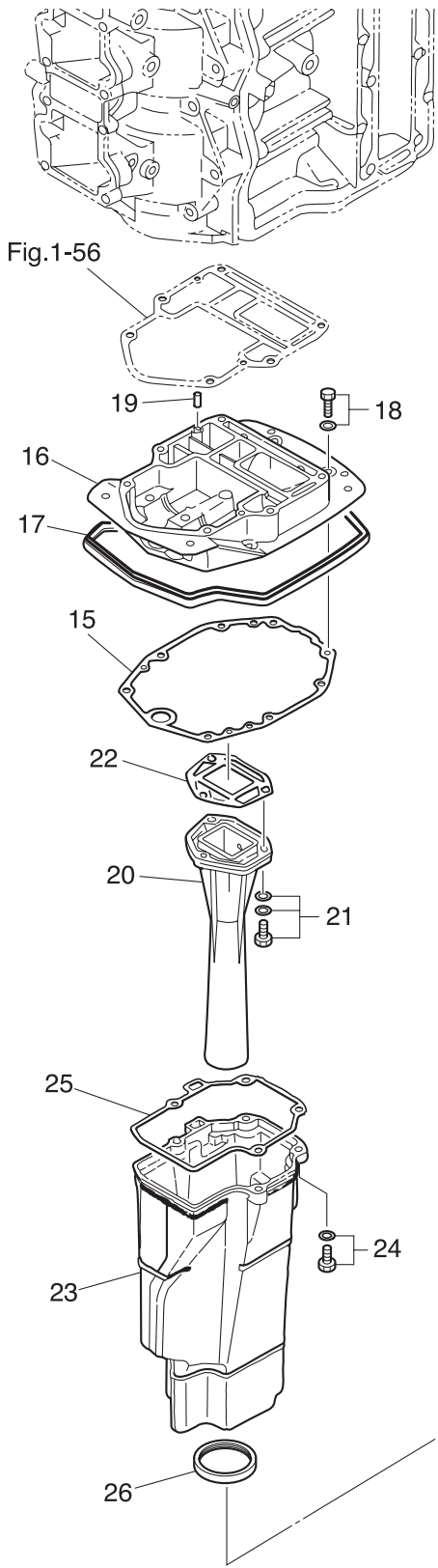


Fig. 13

DRIVE SHAFT HOUSING



| Ref.No. | Part No. | Description | Q'ty | | | Remarks | |
|---------|----------|-------------|----------------------------|------------------|---------|---------|--------------------------------------------------|
| | | | M40D2 | MW50D2 MX50D2 | MWX50D2 | | |
| 13-1 | 1 | 3C8Q61192-3 | DRIVE SHAFT HOUSING (L) | 1 | 1 | 1 | M40/50D2, MX50D2 for Transom "L", "LL" & "UL" |
| 13-1 | 2 | 3C8Q61191-3 | DRIVE SHAFT HOUSING (S) | 1 | 1 | 1 | M40/50D2 for Transom "S" & MW50D2, MWX50D2 |
| 13-2 | | 9161F4-0880 | BOLT | 6 | 6 | 6 | |
| 13-3 | | 9401E3-0800 | WASHER | 6 | 6 | 6 | |
| 13-4 | | 346-65204-0 | WATER PIPE AUXILIARY MOUNT | 1 | 1 | 1 | Water Pipe Locking Rubber |
| 13-5 | | 3C8Q61110-0 | EXTENSION HOUSING | 1 | 1 | 1 | M40/50D2, MX50D2 for Transom "UL" |
| 13-6 | | 346-65204-0 | WATER PIPE AUXILIARY MOUNT | 1 | 1 | 1 | M40/50D2, MX50D2 for Transom "UL" |
| 13-7 | | 346-66037-0 | CAM ROD HOLDER | 1 | 1 | 1 | M40/50D2, MX50D2 for Transom "UL" |
| 13-8 | | 353-66024-0 | STOPPER | 1 | 1 | 1 | M40/50D2, MX50D2 for Transom "UL" |
| 13-9 | | 910103-6612 | BOLT | 1 | 1 | 1 | M40/50D2, MX50D2 for Transom "UL" |
| 13-10 | | 9101E3-5835 | BOLT | 6 | 6 | 6 | M40/50D2, MX50D2 for Transom "UL" |
| 13-11 | 1 | 3C8Q61120-0 | EXTENSION HOUSING (LL) | 1 | 1 | 1 | M40/50D2, MX50D2 for Transom "LL" |
| 13-11 | 2 | 3S7Q61110-0 | EXTENSION HOUSING | | 1 | 1 | MW50D2, MWX50D2 for Transom "L" |
| 13-12 | 1 | 346-61111-1 | STUD | 6 | 6 | 6 | M40/50D2, MX50D2 for Transom "LL" |
| 13-12 | 2 | 9153E3-0825 | STUD | | 6 | 6 | MW50D2, MWX50D2 for Transom "L" |
| 13-13 | 1 | 930103-0800 | NUT | 6 | 6 | 6 | M40/50D2, MX50D2 for Transom "LL" |
| 13-13 | 2 | 930103-0800 | NUT | | 6 | 6 | MW50D2, MWX50D2 for Transom "L" |
| 13-14 | 1 | 9401E3-0800 | WASHER | 6 | 6 | 6 | M40/50D2, MX50D2 for Transom "LL" |
| 13-14 | 2 | 9402E3-0800 | WASHER | | 6 | 6 | MW50D2, MWX50D2 for Transom "L" |
| 13-15 | | 3C8-61012-2 | DRIVE SHAFT HOUSING GASKET | 1 | 1 | 1 | |
| 13-16 | | 3C8Q01301-0 | ENGINE BASEMENT | 1 | 1 | 1 | |
| 13-17 | | 3C8-67116-0 | ENGINE BASEMENT SEAL L=805 | 1 | 1 | 1 | |
| 13-18 | | 910103-5625 | BOLT | 4 | 4 | 4 | |
| 13-19 | | 345-01111-0 | DOWEL PIN 6-12 | 4 | 4 | 4 | |
| 13-20 | | 3C8-02311-1 | EXHAUST PIPE | 1 | 1 | 1 | |
| 13-21 | | 3C8-02319-0 | BOLT 8-30 | 3 | 3 | 3 | |
| 13-22 | | 3C8-02312-2 | EXHAUST PIPE GASKET | 1 | 1 | 1 | |
| 13-23 | | 3C8-61180-0 | EXHAUST HOUSING | 1 | 1 | 1 | |
| 13-24 | | 3C8-61184-0 | BOLT 8-30 | 4 | 4 | 4 | |

Fig. 13

DRIVE SHAFT HOUSING

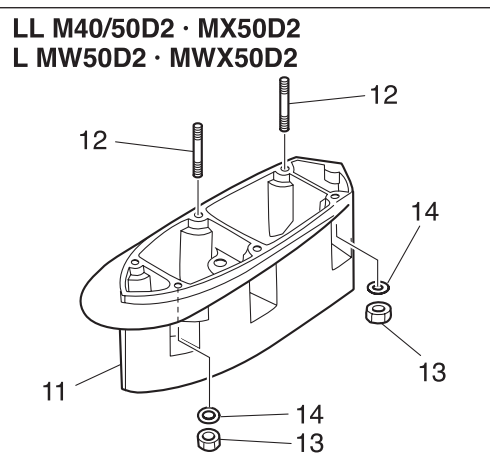
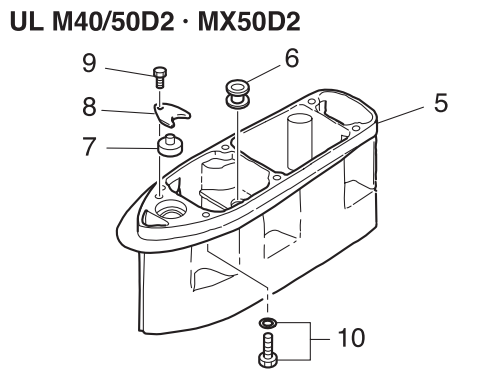
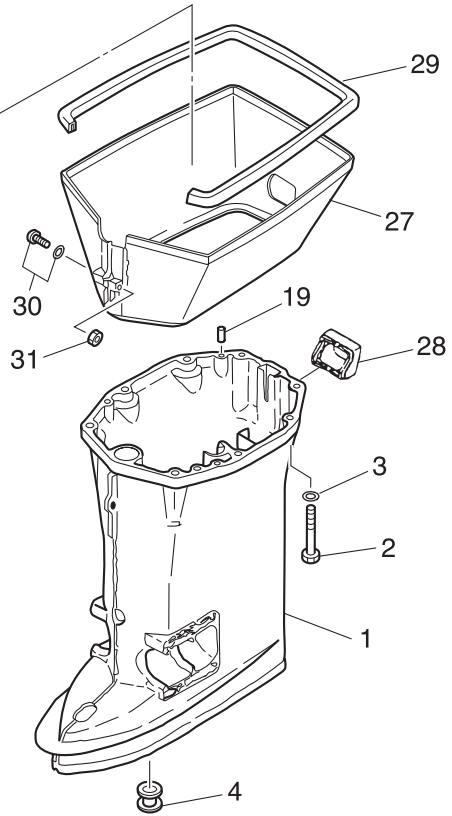
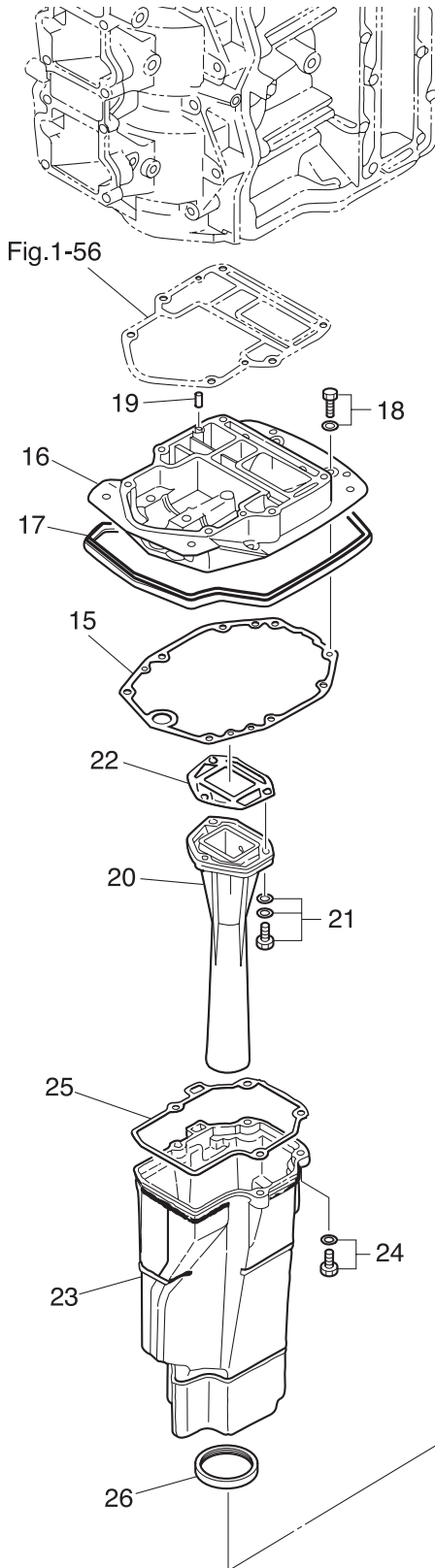
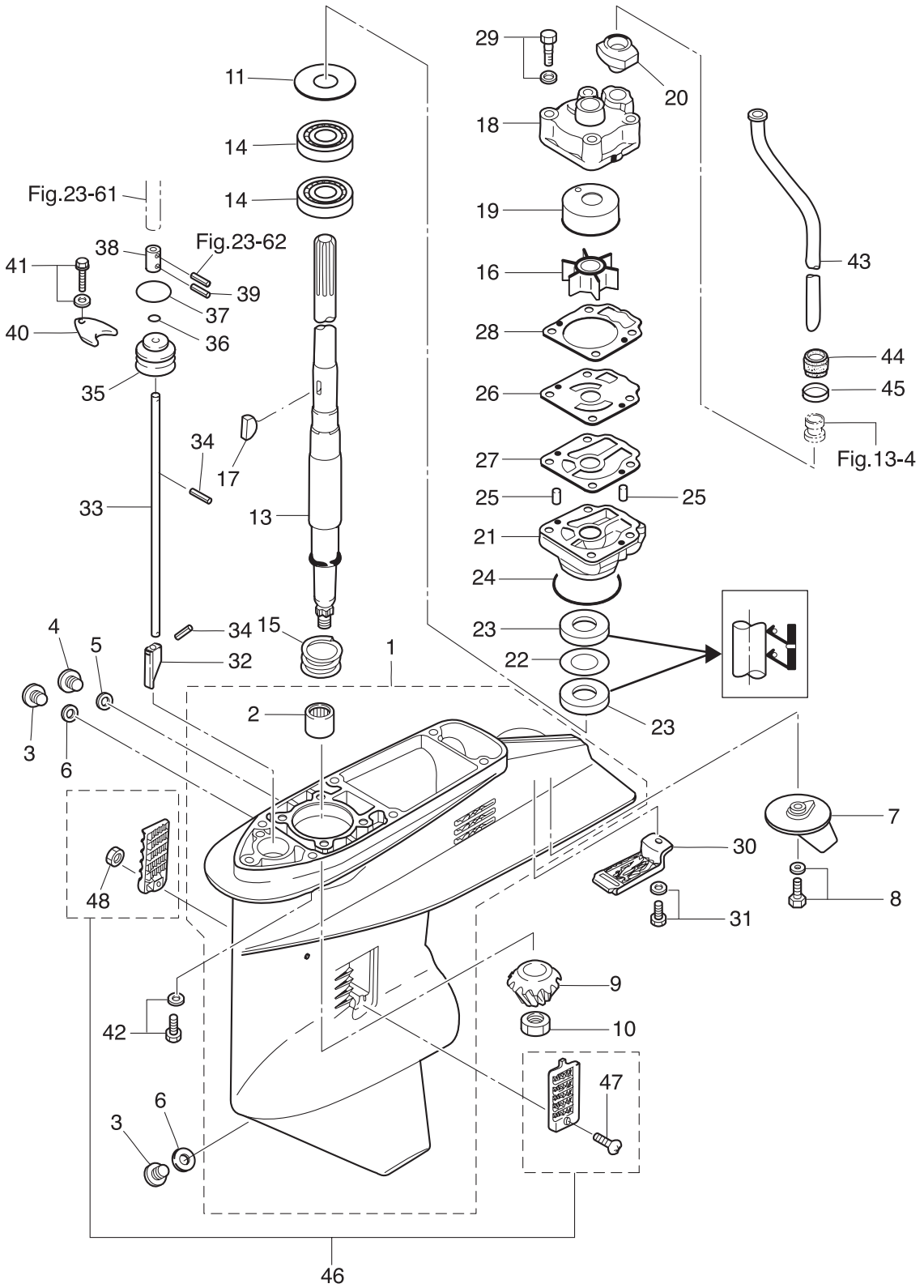


Fig. 14

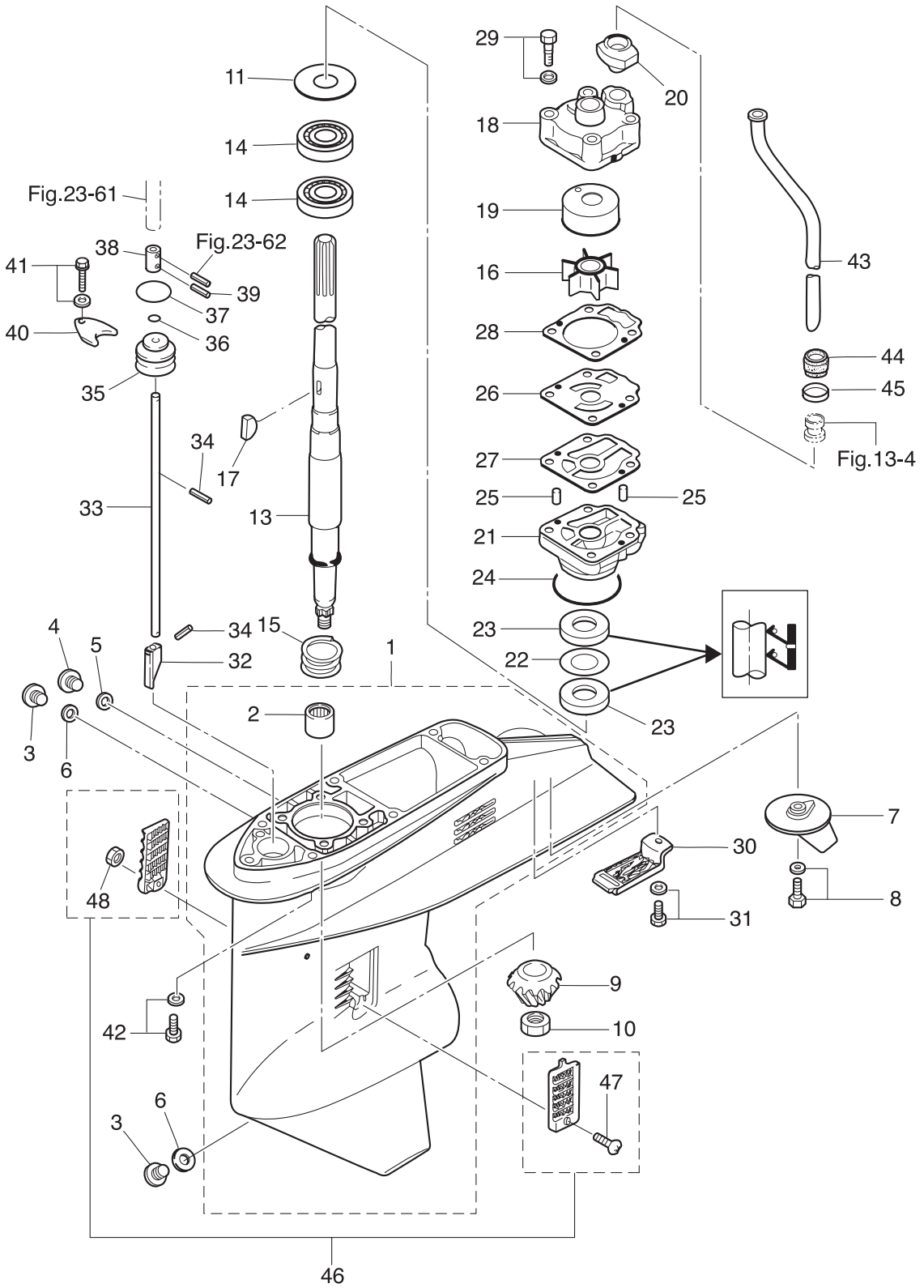
GEAR CASE (DRIVE SHAFT)M40/50D2 • MX50D2



| Ref.No. | Part No. | Description | Q'ty | | | Remarks | |
|---------|----------|-------------|---------------------------|-------|--------|---------|------------------------------------------------------|
| | | | M40D2 | M50D2 | MX50D2 | | |
| 14-1 | 1 | 3C8Q60000-0 | GEAR CASE ASSY | 1 | 1 | | |
| 14-1 | 2 | 3C8Q60090-0 | GEAR CASE ASSY | 1 | 1 | 1 | M40/50D2 for Transom "UL" & MX50D2 Sub Water Pipe |
| 14-2 | | 345-60211-0 | * ROLLER BEARING 22-30-30 | 1 | 1 | 1 | |
| 14-3 | | 332-60005-2 | PLUG 8-8 | 2 | 2 | 2 | |
| 14-4 | | 3B7-60015-1 | PLUG | 1 | 1 | 1 | |
| 14-5 | | 3B7-60016-1 | GASKET 10.1-15-1 | 1 | 1 | 1 | |
| 14-6 | | 332-60006-0 | GASKET 8.1-15-1 | 2 | 2 | 2 | |
| 14-7 | | 3C8-60217-1 | TRIM TAB | 1 | 1 | 1 | |
| 14-8 | | 910103-5620 | BOLT | 1 | 1 | 1 | |
| 14-9 | | 3C8-64020-2 | BEVEL GEAR B | 1 | 1 | 1 | |
| 14-10 | | 3C8-64027-0 | NUT | 1 | 1 | 1 | |
| 14-11 | 1 | 345-64081-0 | SHIM 41-51.5-0.1 | A | A | A | |
| 14-11 | 2 | 345-64082-0 | SHIM 41-51.5-0.15 | A | A | A | |
| 14-11 | 3 | 345-64083-0 | SHIM 41-51.5-0.3 | A | A | A | |
| 14-11 | 4 | 345-64084-0 | SHIM 41-51.5-0.5 | A | A | A | |
| 14-13 | 1 | 3C8-64301-0 | DRIVE SHAFT (S) | 1 | 1 | 1 | for Transom "S" |
| 14-13 | 2 | 3C8-64302-0 | DRIVE SHAFT (L) | 1 | 1 | 1 | for Transom "L" |
| 14-13 | 3 | 3C8-64303-0 | DRIVE SHAFT (UL) | 1 | 1 | 1 | for Transom "UL" |
| 14-13 | 4 | 3C8-64304-0 | DRIVE SHAFT (LL) | 1 | 1 | 1 | for Transom "LL" |
| 14-14 | | 3C8-60213-0 | BALL BEARING 6304 | 2 | 2 | 2 | |
| 14-15 | | 3C8-64327-0 | DRIVE SHAFT SPRING | 1 | 1 | 1 | |
| 14-16 | | 3C8-65021-2 | WATER PUMP IMPELLER | 1 | 1 | 1 | |
| 14-17 | | 332-65022-0 | KEY | 1 | 1 | 1 | |
| 14-18 | | 3T5-65016-0 | PUMP CASE (UPPER) | 1 | 1 | 1 | |
| 14-19 | | 3T5-65011-0 | PUMP CASE LINER | 1 | 1 | 1 | |
| 14-20 | | 3C8-65014-0 | WATER PIPE SEAL (LOWER) | 1 | 1 | 1 | |
| 14-21 | | 3C8-65017-1 | PUMP CASE (LOWER) | 1 | 1 | 1 | |
| 14-22 | | 3C8-64084-0 | SHIM 32.9-26-0.5 | 1 | 1 | 1 | |
| 14-23 | | 3C8-60223-0 | OIL SEAL 17-33-6 | 2 | 2 | 2 | |

Fig. 14

GEAR CASE (DRIVE SHAFT)M40/50D2 • MX50D2



| Ref.No. | Part No. | Description | Q'ty | | | Remarks |
|---------|---------------|--------------------------|-------|------------------|------------------|-------------------------------------------------------|
| | | | M40D2 | MW50D2 MX50D2 | MW50D2 MX50D2 | |
| 14-24 | 345-65015-0 | O-RING 3.2-47 | 1 | 1 | 1 | |
| 14-25 | 334-65012-0 | DOWEL PIN 4-10 | 2 | 2 | 2 | |
| 14-26 | 3C8-65025-0 | WATER PUMP GUIDE PLATE | 1 | 1 | 1 | |
| 14-27 | 3C8-65029-2 | GUIDE PLATE GASKET | 1 | 1 | 1 | |
| 14-28 | 3T5-65018-2 | PUMP CASE GASKET | 1 | 1 | 1 | |
| 14-29 | 9101E3-5855 | BOLT | 4 | 4 | 4 | |
| 14-30 | 3C8-60204-0 | SUB-WATER INLET STRAINER | 1 | 1 | 1 | |
| 14-31 | 910103-5616 | BOLT | 1 | 1 | 1 | |
| 14-32 | 3C8-66011-0 | CLUTCH CAM | 1 | 1 | 1 | |
| 14-33 | 1 3C8-66012-0 | CAM ROD (S) | 1 | 1 | 1 | for Transom "S" |
| 14-33 | 2 3C8-66013-0 | CAM ROD (L) | 1 | 1 | 1 | for Transom "L" |
| 14-33 | 3 3C8-66014-0 | CAM ROD (UL) | 1 | 1 | 1 | for Transom "UL" |
| 14-33 | 4 3C8-66015-0 | CAM ROD (LL) | 1 | 1 | 1 | for Transom "LL" |
| 14-34 | 951407-0312 | SPRING PIN 3-12 | 2 | 2 | 2 | |
| 14-35 | 3C8-66031-1 | CAM ROD BUSHING | 1 | 1 | 1 | |
| 14-36 | 332-66021-0 | O-RING 2.4-5.8 | 1 | 1 | 1 | |
| 14-37 | 3C8-66032-0 | O-RING 3.5-21.7 | 1 | 1 | 1 | |
| 14-38 | 3C8-66241-0 | SHIFT ROD JOINT | 1 | 1 | 1 | |
| 14-39 | 951403-0312 | SPRING PIN 3-12 | 1 | 1 | 1 | |
| 14-40 | 353-66024-0 | STOPPER | 1 | 1 | 1 | |
| 14-41 | 910103-6612 | BOLT | 1 | 1 | 1 | |
| 14-42 | 9101E3-5835 | BOLT | 6 | 6 | 6 | |
| 14-43 | 1 3C8-65100-0 | WATER PIPE (S) | 1 | 1 | 1 | M(X)40/50D2 for Transom "S" MW50D2 for Transom "L" |
| 14-43 | 2 3C8-65110-0 | WATER PIPE (L) | 1 | 1 | 1 | M40/50D2, MX50D2 for Transom "L" |
| 14-43 | 3 3C8-65120-0 | WATER PIPE (UL) | 1 | 1 | 1 | M40/50D2, MX50D2 for Transom "UL" |
| 14-43 | 4 3C8-65130-0 | WATER PIPE (LL) | 1 | 1 | 1 | M40/50D2, MX50D2 for Transom "LL" |
| 14-44 | 345-65206-0 | WATER PIPE SEAL (UPPER) | 1 | 1 | 1 | |
| 14-45 | 345-65205-0 | COLLAR 18-20-4.5 | 1 | 1 | 1 | |
| 14-46 | 3C8-60205-1 | WATER STRAINER SET | 1 | 1 | 1 | |

Fig. 14

GEAR CASE (DRIVE SHAFT)M40/50D2 • MX50D2

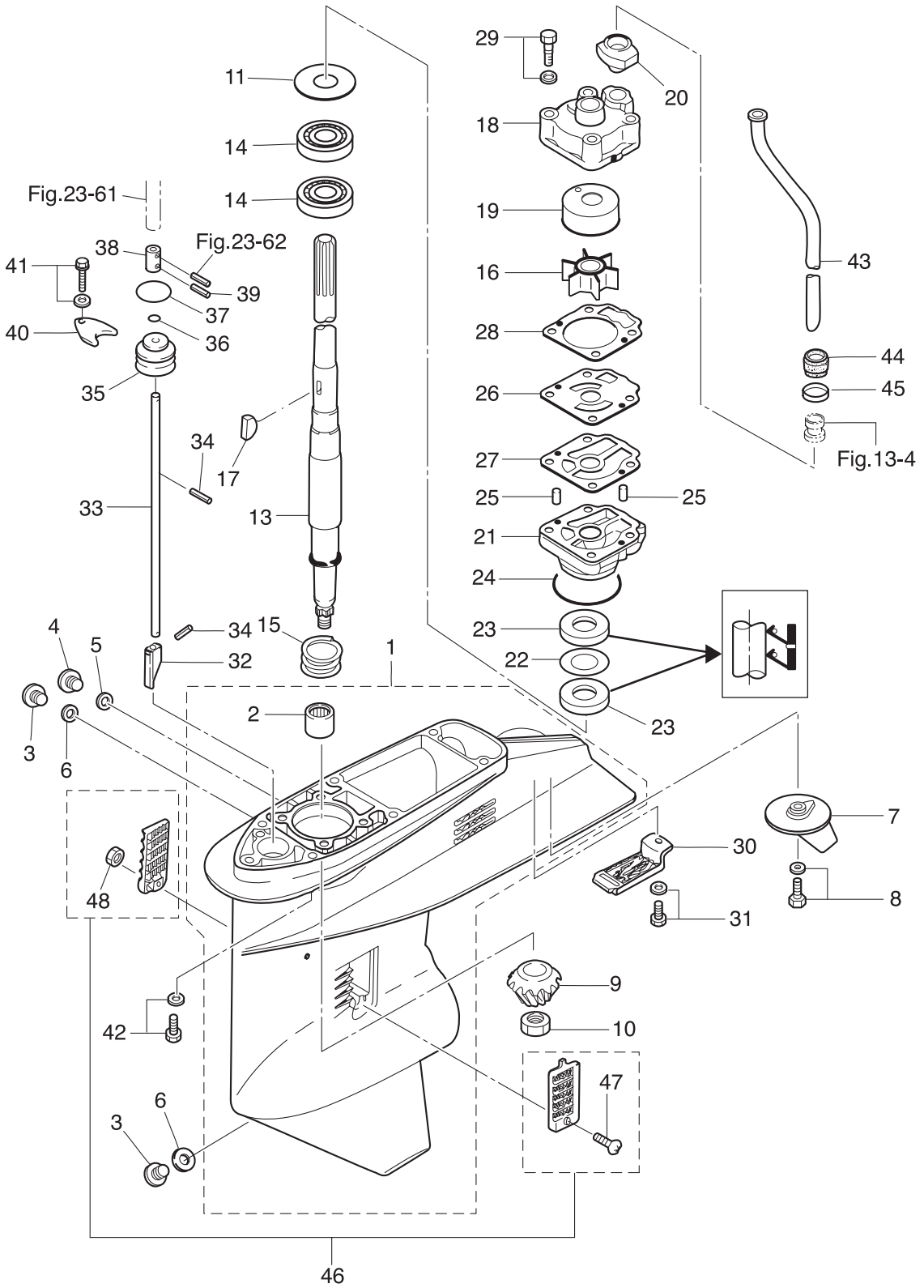
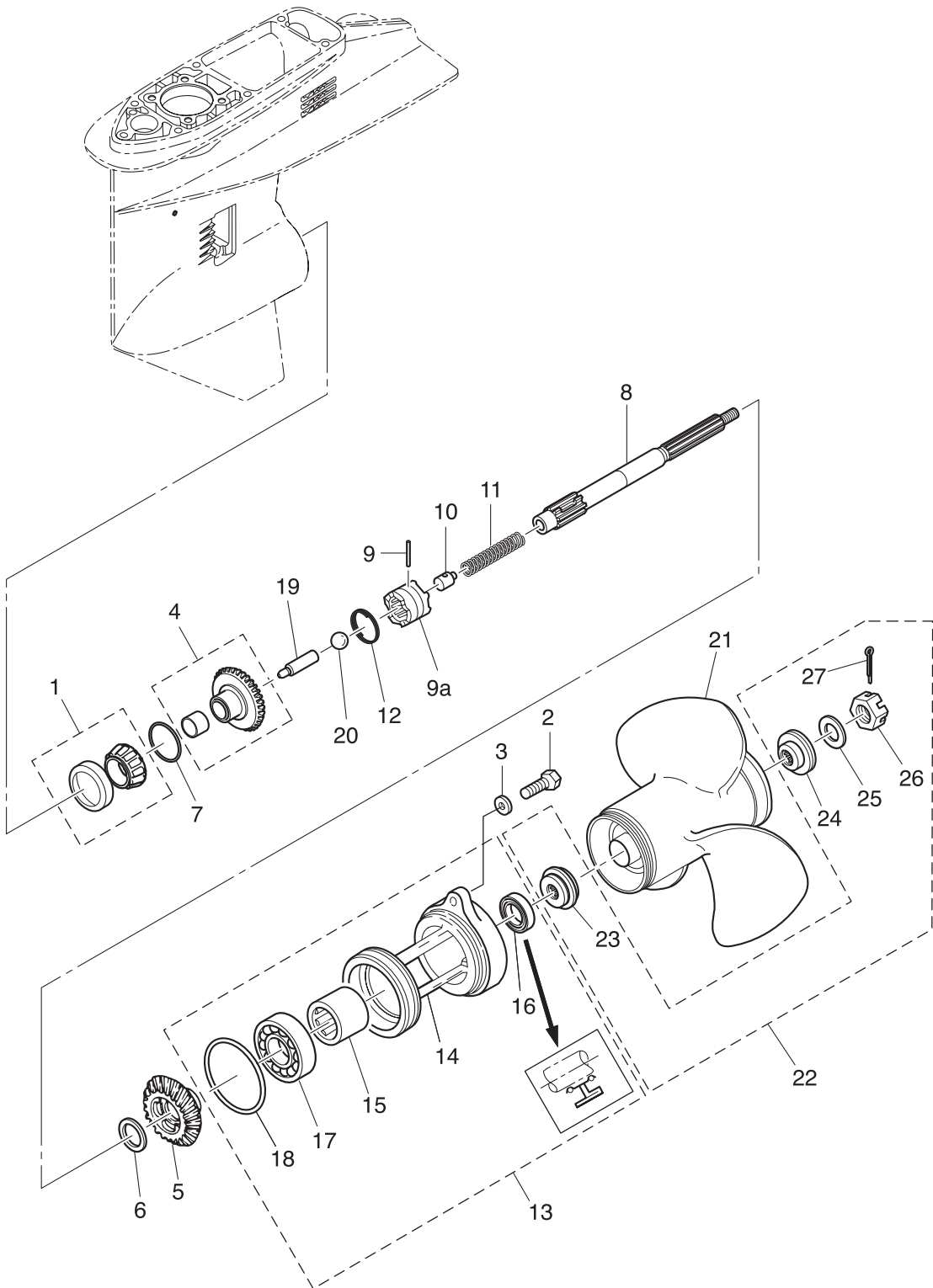


Fig. 15

GEAR CASE (PROPELLER SHAFT) M40/50D2 • MX50D2



| Ref.No. | Part No. | Description | Q'ty | | | Remarks |
|---------|---------------|------------------------------|-------|-------|--------|-------------------------------------------------|
| | | | M40D2 | M50D2 | MX50D2 | |
| 15-1 | 345-60215-0 | TAPERED ROLLER BEARING 32007 | 1 | 1 | 1 | |
| 15-2 | 3C8-60108-1 | PRE-COATED BOLT 6-25 | 2 | 2 | 2 | |
| 15-3 | 9401E3-0600 | WASHER | 2 | 2 | 2 | |
| 15-4 | 3C8-64010-1 | BEVEL GEAR ASSY (A) | 1 | 1 | 1 | |
| 15-5 | 3C8-64030-0 | BEVEL GEAR C | 1 | 1 | 1 | |
| 15-6 | 345-64032-0 | WASHER 22.1-28-3 | 1 | 1 | 1 | |
| 15-7 | 1 353-64036-0 | SHIM 36-44-0.3 | A | A | A | |
| 15-7 | 2 353-64037-0 | SHIM 36-44-0.15 | A | A | A | |
| 15-7 | 3 353-64038-0 | SHIM 36-44-0.1 | A | A | A | |
| 15-8 | 3C8-64211-0 | PROPELLER SHAFT | 1 | 1 | 1 | |
| 15-9 | 3C8-64217-0 | PIN | 1 | 1 | 1 | |
| 15-9a | 3C8-64215-2 | CLUTCH | 1 | 1 | 1 | |
| 15-10 | 3C8-64222-0 | SPRING RETAINER | 1 | 1 | 1 | |
| 15-11 | 3C8-64221-0 | SPRING | 1 | 1 | 1 | |
| 15-12 | 3C8-64219-1 | SNAP | 1 | 1 | 1 | |
| 15-13 | 3C8Q60100-0 | PROPELLER SHAFT HOUSING ASSY | 1 | 1 | 1 | |
| 15-14 | 3C8Q60101-0 | * PROPELLER SHAFT HOUSING | 1 | 1 | 1 | |
| 15-15 | 345-60211-0 | * ROLLER BEARING 22-30-30 | 1 | 1 | 1 | |
| 15-16 | 334-60223-0 | * OIL SEAL 22-36-10 | 1 | 1 | 1 | |
| 15-17 | 9601-0-6007 | * BALL BEARING 6007 | 1 | 1 | 1 | |
| 15-18 | 345-60103-0 | * O-RING 3.5-69.4 | 1 | 1 | 1 | |
| 15-19 | 3C8-64223-1 | PUSH ROD | 1 | 1 | 1 | |
| 15-20 | 965002-0803 | BALL 3/8 | 1 | 1 | 1 | |
| 15-21 | 1 3T5B64518-0 | PROPELLER ASSY (9") | 1 | 1 | 1 | MX50D2: "UL" STD 3 x 311 x 229 |
| 15-21 | 2 3T5B64523-0 | PROPELLER ASSY (11") | 1 | 1 | 1 | M40D2/MX50D2: "S","L"&"LL" STD 3 x 290 x 279 |
| 15-21 | 3 3T5B64525-0 | PROPELLER ASSY (12") | 1 | 1 | 1 | M50D2: "S","L"&"LL" STD 3 x 283 x 305 |
| 15-21 | 4 3T5B64527-0 | PROPELLER ASSY (13") | 1 | 1 | 1 | M50D2: "UL" STD 3 x 277 x 330 |
| 15-21 | 5 3T5B64529-0 | PROPELLER ASSY (14") | 1 | 1 | 1 | OPT 3 x 279 x 356 |
| 15-21 | 6 3T5B64532-0 | PROPELLER ASSY (15") | 1 | 1 | 1 | OPT 3 x 278 x 381 |

Fig. 15

GEAR CASE (PROPELLER SHAFT) M40/50D2 • MX50D2

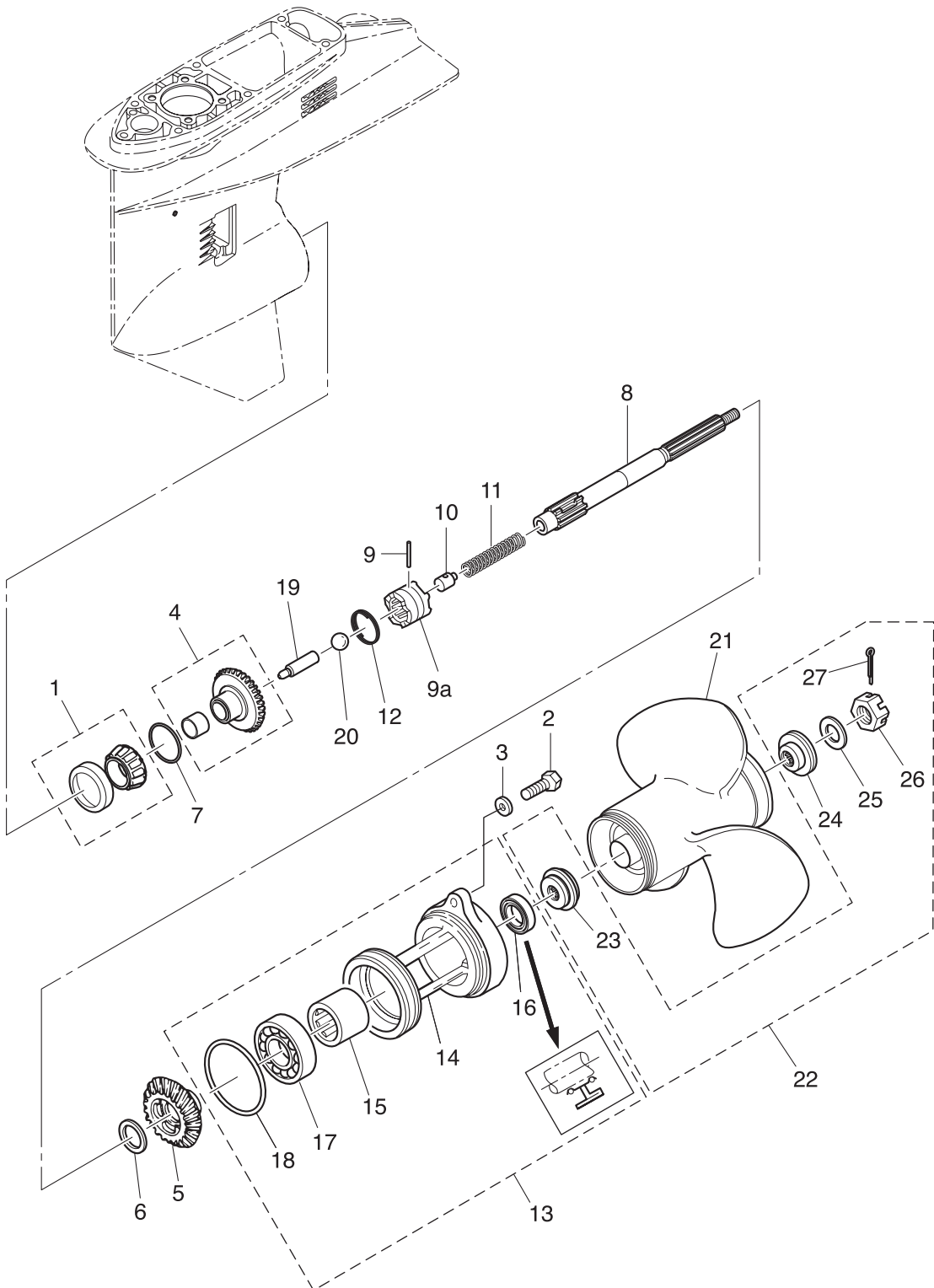
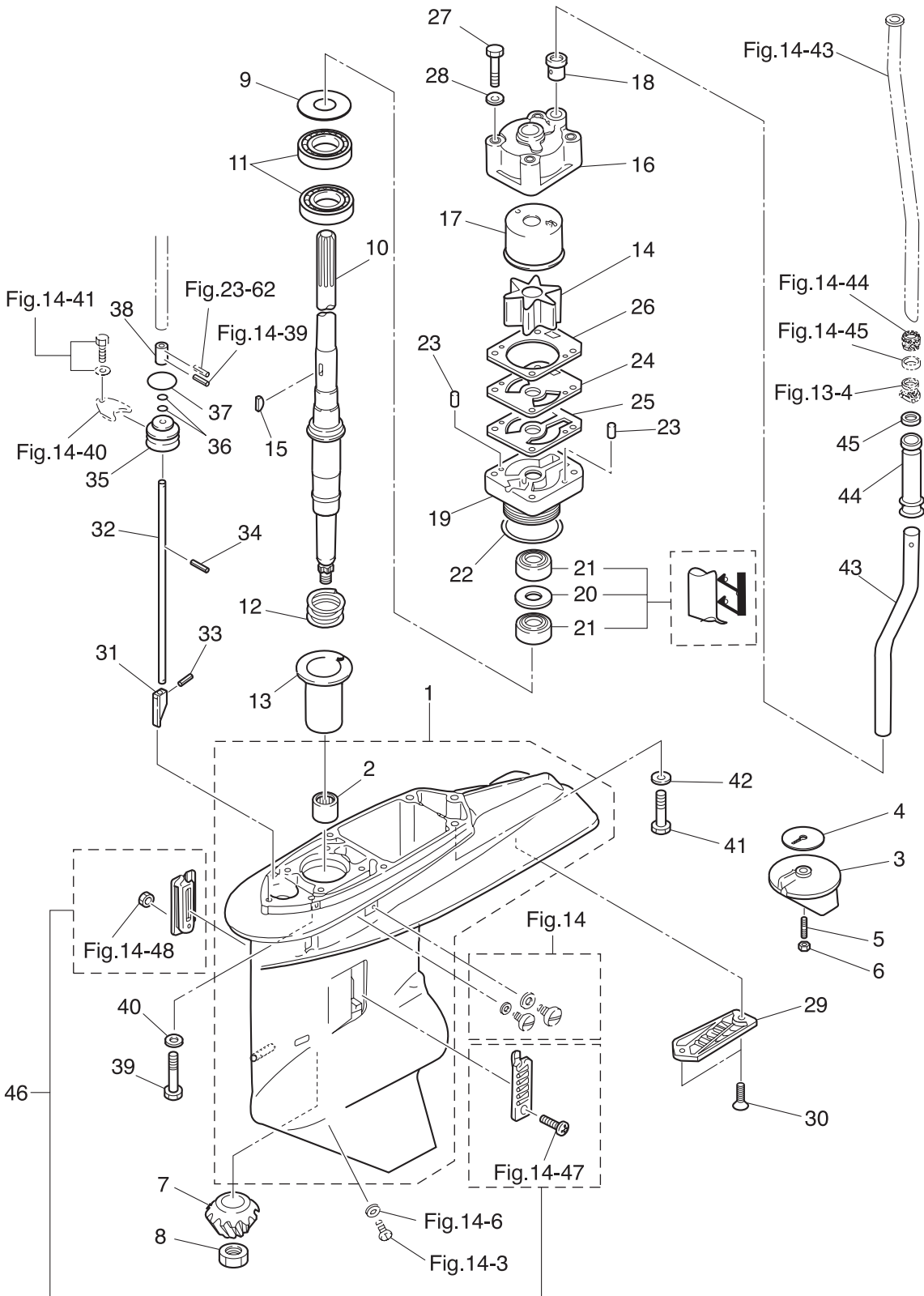


Fig. 16

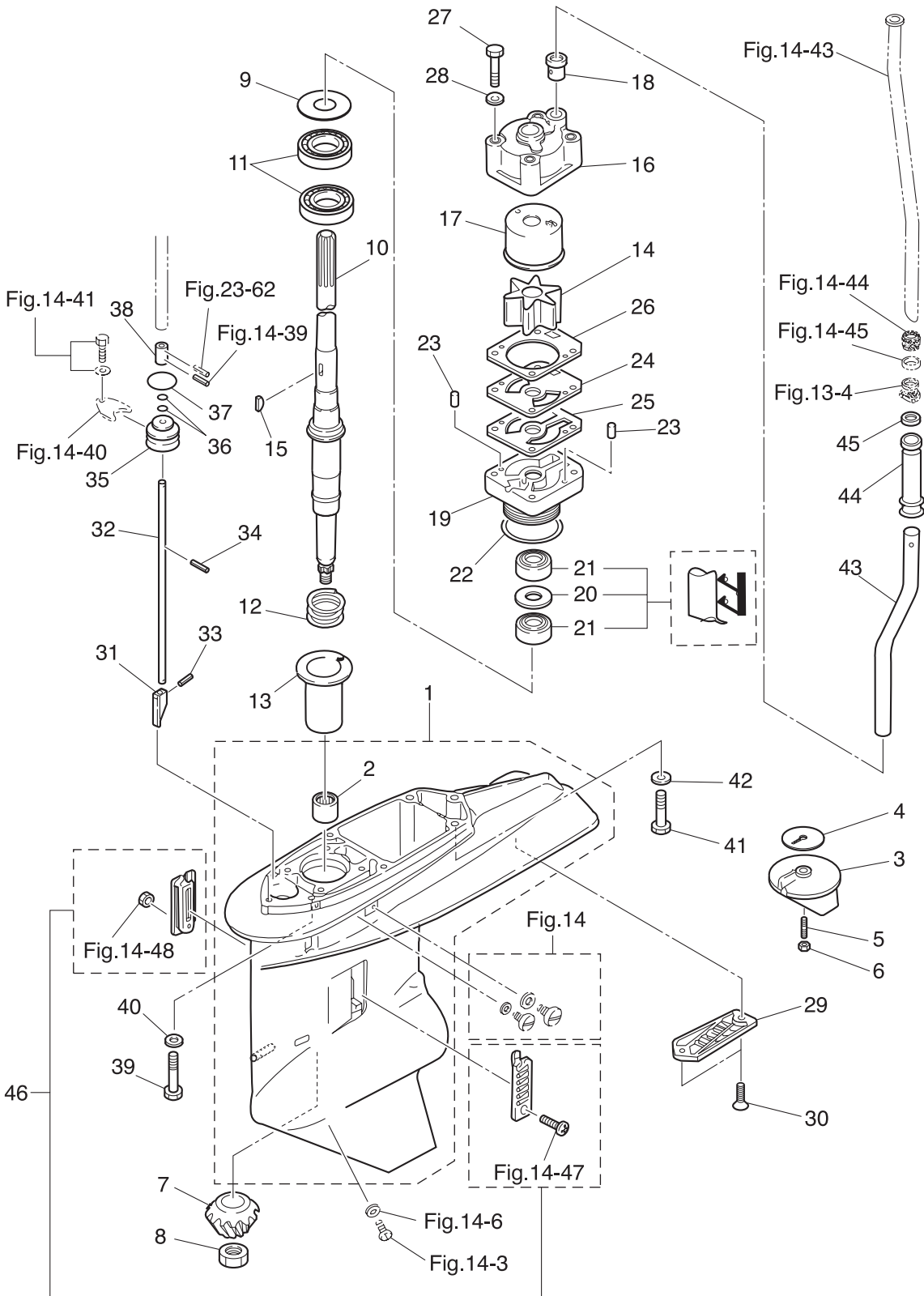
GEAR CASE (DRIVE SHAFT) MW50D2/MWX50D2



| Ref.No. | Part No. | Description | Q'ty | | | Remarks |
|---------|---------------|----------------------------|-------|-------|--------|----------------|
| | | | M40D2 | M50D2 | MX50D2 | |
| 16-1 | 3S7Q60090-1 | GEAR CASE ASSY | | 1 | 1 | Sub Water Pipe |
| 16-2 | 353-60211-0 | * ROLLER BEARING 25-33-30 | | 1 | 1 | |
| 16-3 | 3B7-60217-1 | TRIM TAB | | 1 | 1 | |
| 16-4 | 3B7-60219-0 | TRIM TAB GASKET | | 1 | 1 | |
| 16-5 | 915303-0825 | STUD | | 1 | 1 | |
| 16-6 | 930403-0800 | NYLON NUT 8-P1.25 | | 1 | 1 | |
| 16-7 | 3F3-64020-0 | BEVEL GEAR B | | 1 | 1 | |
| 16-8 | 353-64027-0 | NUT | | 1 | 1 | |
| 16-9 | 1 353-64081-0 | SHIM 44-50.5-0.1 | | A | A | |
| 16-9 | 2 353-64082-0 | SHIM 44-50.5-0.15 | | A | A | |
| 16-9 | 3 353-64083-0 | SHIM 44-50.5-0.3 | | A | A | |
| 16-10 | 3S7-64302-0 | DRIVE SHAFT (L) | | 1 | 1 | |
| 16-11 | 3S7-60213-0 | BALL BEARING 6205R | | 2 | 2 | |
| 16-12 | 353-64327-0 | DRIVE SHAFT SPRING | | 1 | 1 | |
| 16-13 | 3A3-64328-0 | DRIVE SHAFT SPRING GUIDE | | 1 | 1 | |
| 16-14 | 3B7-65021-2 | WATER PUMP IMPELLER | | 1 | 1 | |
| 16-15 | 3B7-65022-1 | KEY | | 1 | 1 | |
| 16-16 | 3B7-65016-0 | PUMP CASE SUB-ASSY (UPPER) | | 1 | 1 | |
| 16-17 | 3B7-65238-0 | PUMP CASE LINER | | 1 | 1 | Chrome Plated |
| 16-18 | 3B7-65014-0 | WATER PIPE SEAL (LOWER) | | 1 | 1 | |
| 16-19 | 3F3-65017-1 | PUMP CASE (LOWER) | | 1 | 1 | |
| 16-20 | 3F3-64084-0 | SHIM 36.9-30-0.5 | | 1 | 1 | |
| 16-21 | 3F3-60223-0 | OIL SEAL 22-37-8 | | 2 | 2 | |
| 16-22 | 345-65015-0 | O-RING 3.2-47 | | 1 | 1 | |
| 16-23 | 334-65012-0 | DOWEL PIN 4-10 | | 2 | 2 | |
| 16-24 | 3F3-65239-2 | WATER PUMP GUIDE PLATE | | 1 | 1 | Chrome Plated |
| 16-25 | 3B7-65029-0 | GUIDE PLATE GASKET | | 1 | 1 | |
| 16-26 | 3B7-65018-0 | PUMP CASE GASKET | | 1 | 1 | |
| 16-27 | 9161E3-0880 | BOLT | | 4 | 4 | |

Fig. 16

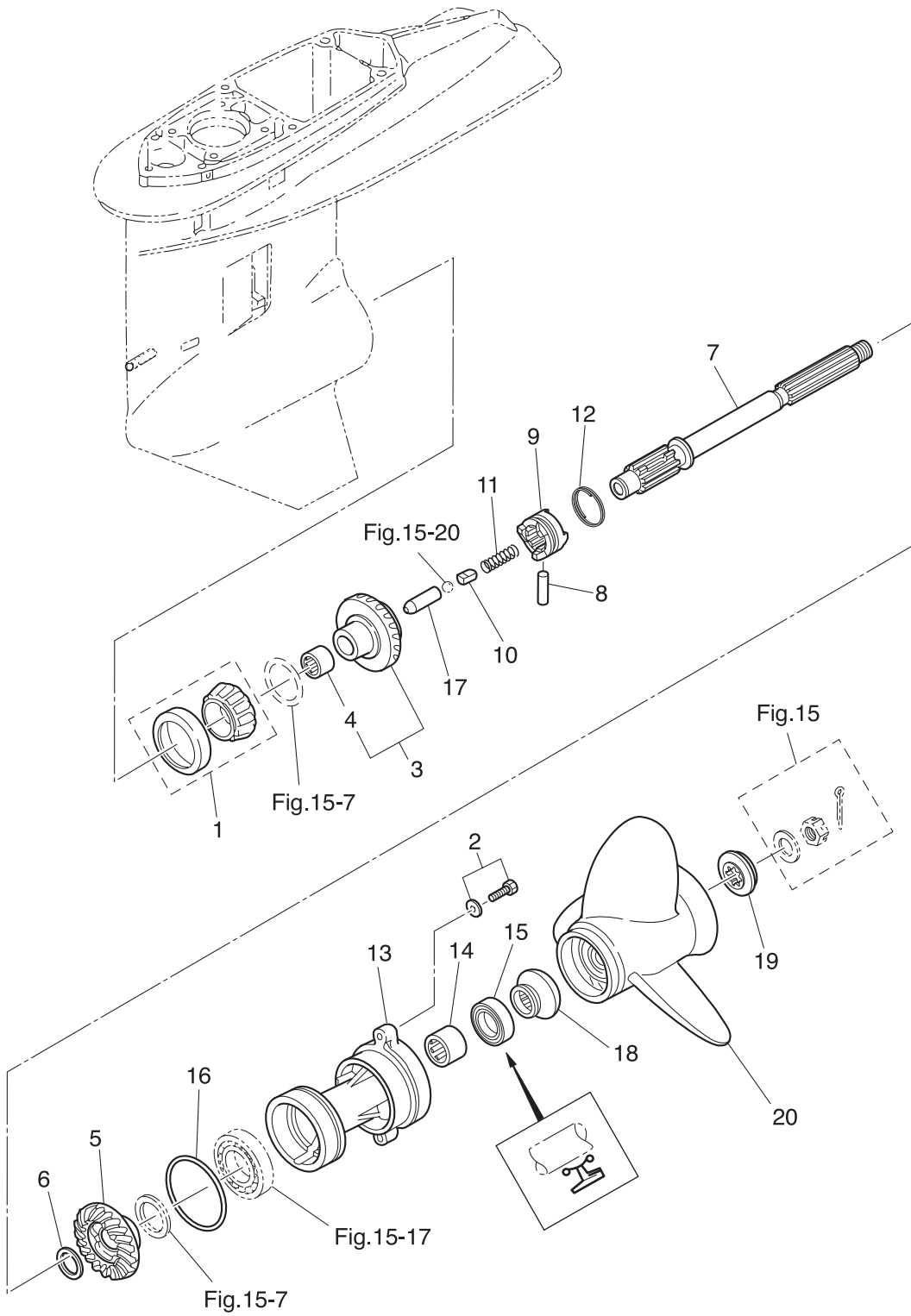
GEAR CASE (DRIVE SHAFT) MW50D2/MWX50D2



| Ref.No. | Part No. | Description | Q'ty | | | Remarks |
|---------|-------------|--------------------------|-------|--------|---------|--------------------|
| | | | MA0D2 | MW50D2 | MWXS0D2 | |
| 16-28 | 940103-0800 | WASHER | | 4 | 4 | |
| 16-29 | 3F3-60204-0 | SUB-WATER INLET STRAINER | | 1 | 1 | |
| 16-30 | 921503-0608 | SCREW | | 2 | 2 | |
| 16-31 | 3S7-66011-0 | CLUTCH CAM | | 1 | 1 | |
| 16-32 | 3S7-66013-0 | CAM ROD (L) | | 1 | 1 | |
| 16-33 | 951403-3514 | SPRING PIN 3.5-14 | | 1 | 1 | |
| 16-34 | 951403-3510 | SPRING PIN 3.5-10 | | 1 | 1 | |
| 16-35 | 3B7-66031-1 | CAM ROD BUSHING | | 1 | 1 | |
| 16-36 | 345-66021-0 | O-RING 1.9-6.8 | | 2 | 2 | |
| 16-37 | 3B7-66023-0 | O-RING 3.5-27.7 | | 1 | 1 | |
| 16-38 | 3S7-66241-0 | SHIFT ROD JOINT | | 1 | 1 | |
| 16-39 | 3T1-60001-1 | BOLT 8-35 | | 4 | 4 | |
| 16-40 | 9402E3-0800 | WASHER | | 4 | 4 | |
| 16-41 | 3B7-60001-5 | BOLT 10-40 | | 2 | 2 | |
| 16-42 | 9402E3-1000 | WASHER | | 2 | 2 | |
| 16-43 | 3S7-60252-0 | EXTENSION PIPE | | 1 | 1 | |
| 16-44 | 3S7-60251-0 | JOINT HOSE | | 1 | 1 | |
| 16-45 | 345-65205-0 | COLLAR 18-20-4.5 | | 1 | 1 | |
| 16-46 | 3B7-60205-0 | WATER STRAINER SET | | 1 | 1 | Screw Nylon Nut |
| | | | | | | |
| | | | | | | |
| | | | | | | |
| | | | | | | |
| | | | | | | |
| | | | | | | |
| | | | | | | |
| | | | | | | |
| | | | | | | |
| | | | | | | |

Fig. 17

GEAR CASE (PROPELLER SHAFT) MW50D2/MWX50D2



| Ref.No. | Part No. | Description | Q'ty | | | Remarks |
|---------|---------------|--------------------------------|-------|-------|---------|------------------------------|
| | | | M40D2 | M50D2 | MWX50D2 | |
| 17-1 | 3F3-60215-0 | TAPERED ROLLER BEARING 32007JR | | 1 | 1 | |
| 17-2 | 3C7-60108-2 | PRE-COATED BOLT 8-30 | | 2 | 2 | |
| 17-3 | 3F3-64010-3 | BEVEL GEAR ASSY (A) | | 1 | 1 | |
| 17-4 | 345-64011-0 | * ROLLER BEARING 202720 | | 1 | 1 | |
| 17-5 | 3F3-64030-0 | BEVEL GEAR C | | 1 | 1 | |
| 17-6 | 1 353-64032-0 | WASHER t=3.0 | | A | A | |
| 17-6 | 2 353-64034-0 | WASHER t=2.75 | | A | A | |
| 17-6 | 3 353-64035-0 | WASHER t=2.5 | | A | A | |
| 17-7 | 3A3-64211-0 | PROPELLER SHAFT | | 1 | 1 | |
| 17-8 | 353-64218-1 | PIN | | 1 | 1 | |
| 17-9 | 3F3-64215-0 | CLUTCH | | 1 | 1 | |
| 17-10 | 3A3-64222-0 | SPRING RETAINER | | 1 | 1 | |
| 17-11 | 346-64221-0 | SPRING | | 1 | 1 | |
| 17-12 | 353-64219-2 | SNAP | | 1 | 1 | |
| 17-13 | 3A3Q60101-0 | PROPELLER SHAFT HOUSING | | 1 | 1 | |
| 17-14 | 353-60211-0 | ROLLER BEARING 25-33-30 | | 1 | 1 | |
| 17-15 | 353-60111-0 | OIL SEAL 25-38-10 | | 1 | 1 | |
| 17-16 | 353-60103-0 | O-RING 3.5-74.6 | | 1 | 1 | |
| 17-17 | 353-64223-1 | PUSH ROD | | 1 | 1 | |
| 17-18 | 353-64231-0 | THRUST HOLDER | | 1 | 1 | |
| 17-19 | 353-64233-0 | STOPPER | | 1 | 1 | |
| 17-20 | 1 353B64101-0 | PROPELLER ASSY (9") | | 1 | 1 | OPT 3 x 305 x 229 |
| 17-20 | 2 353B64102-0 | PROPELLER ASSY (10") | | 1 | 1 | OPT 3 x 292 x 254 |
| 17-20 | 3 353B64103-0 | PROPELLER ASSY (11") | | 1 | 1 | MWX50D2 STD 3 x 292 x 279 |
| 17-20 | 4 353B64104-0 | PROPELLER ASSY (12") | | 1 | 1 | MW50D2 STD 3 x 295 x 305 |
| 17-20 | 5 353B64105-0 | PROPELLER ASSY (13") | | 1 | 1 | OPT 3 x 292 x 330 |
| 17-20 | 6 353B64106-0 | PROPELLER ASSY (14") | | 1 | 1 | OPT 3 x 289 x 355 |
| 17-20 | 7 353B64107-0 | PROPELLER ASSY (15") | | 1 | 1 | OPT 3 x 280 x 381 |
| 17-20 | 8 353B64108-0 | PROPELLER ASSY (16.5") | | 1 | 1 | OPT 3 x 273 x 417 |

Fig. 17

GEAR CASE (PROPELLER SHAFT) MW50D2/MWX50D2

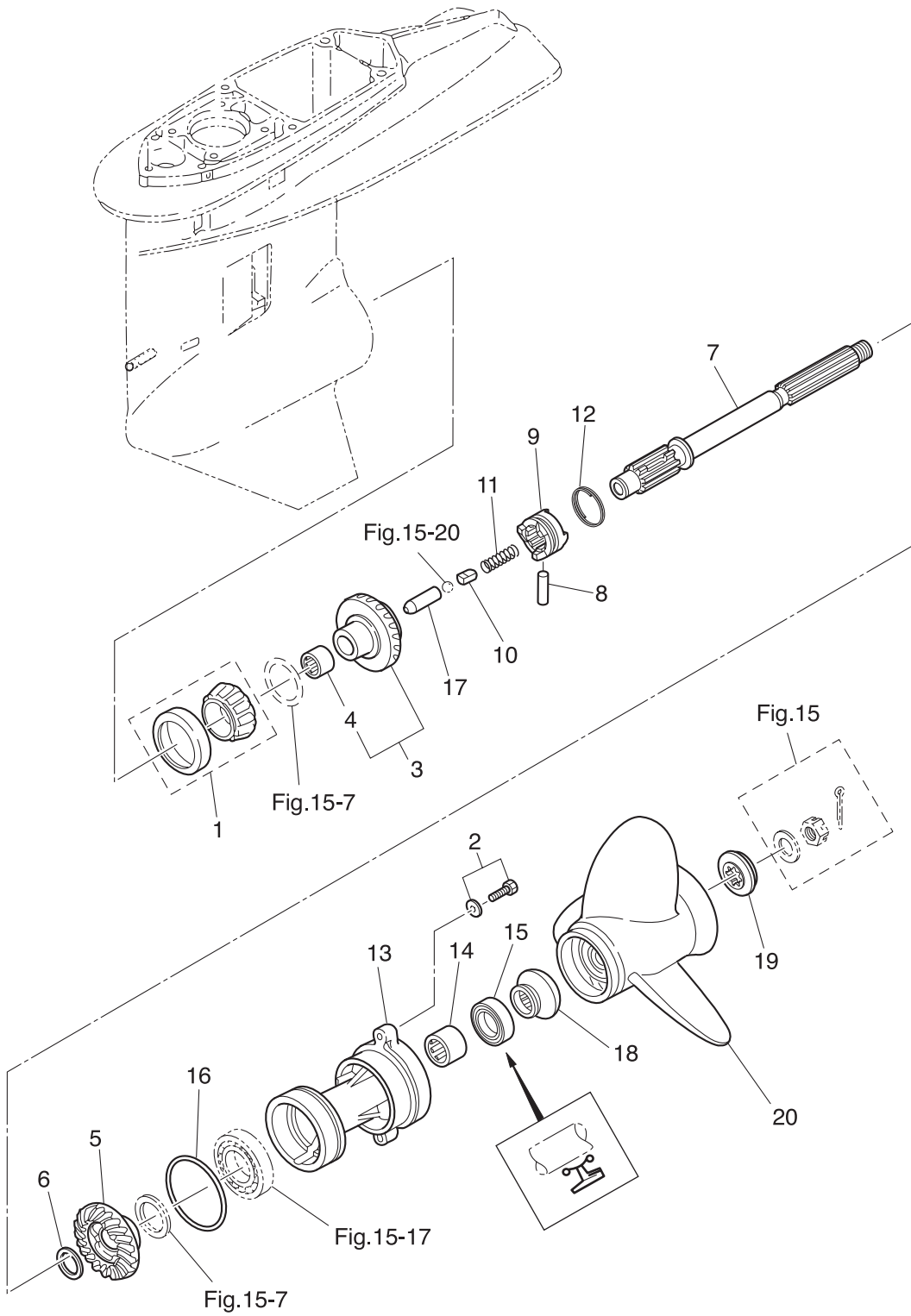
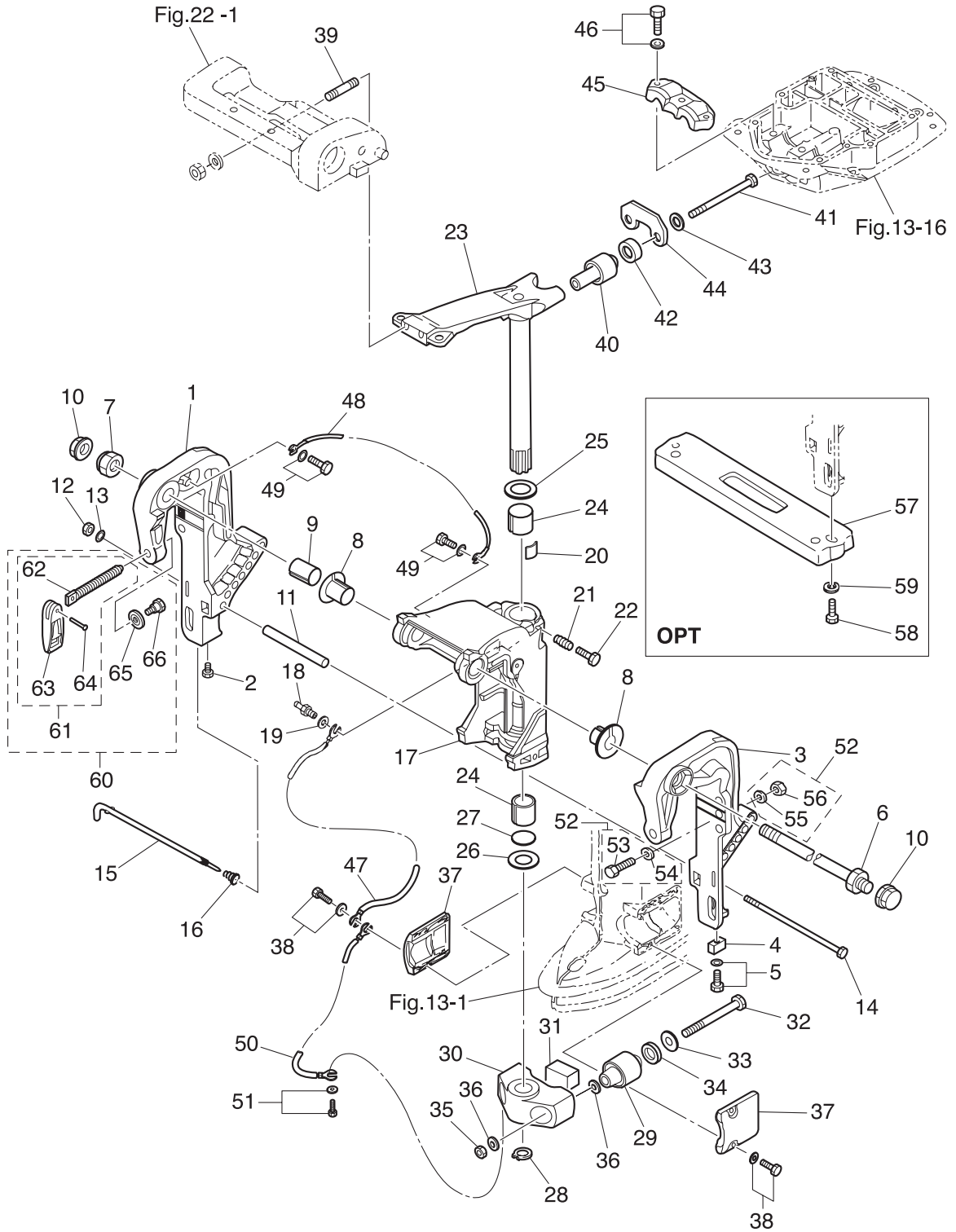


Fig. 18

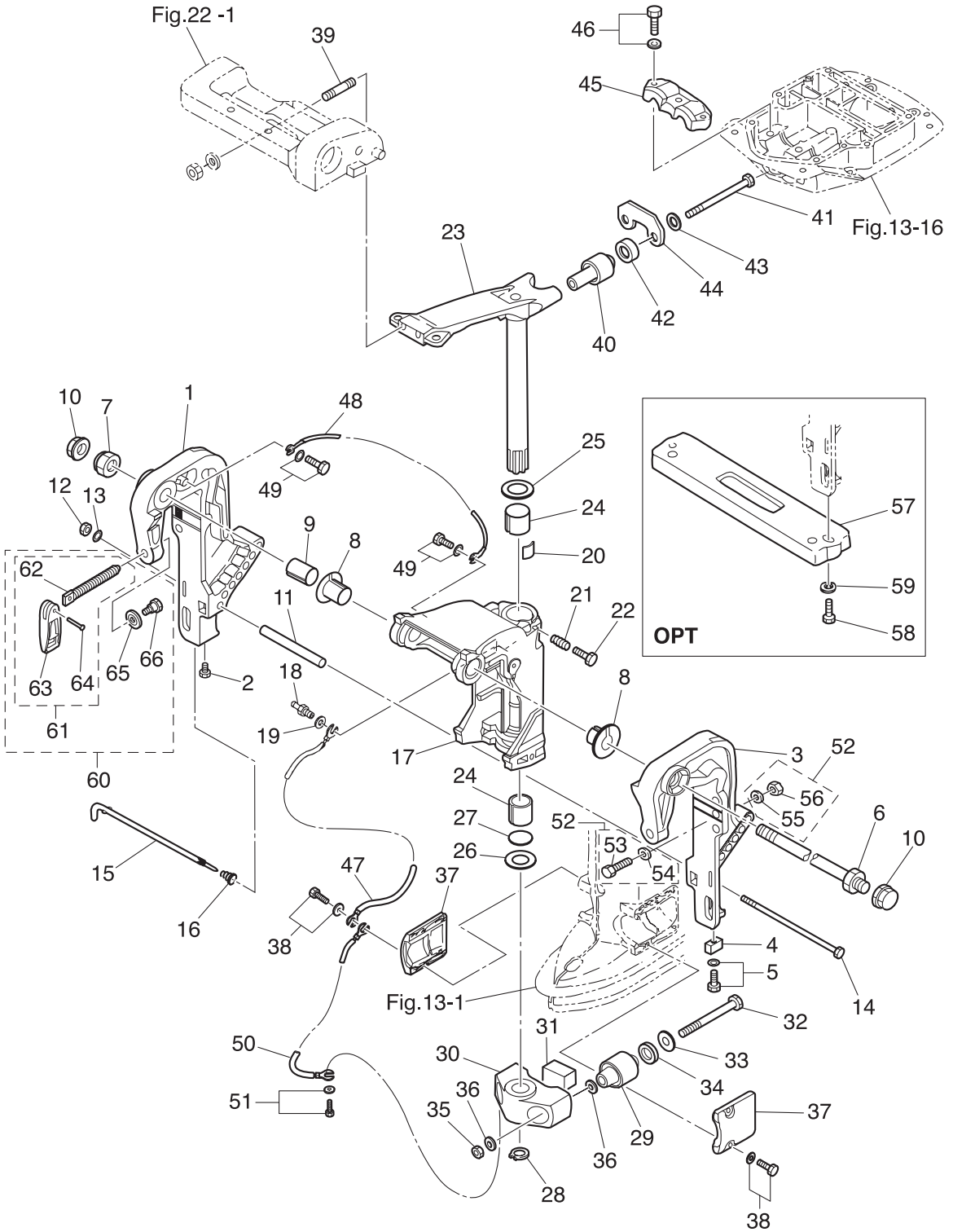
BRACKET (MANUAL TILT)



| Ref.No. | Part No. | Description | Q'ty | | | Remarks |
|---------|-------------|--------------------------------|-------|-------|--------|----------------|
| | | | M40D2 | M50D2 | MX50D2 | |
| 18-1 | 3C8Q62112-1 | CLAMP BRACKET (R) | 1 | 1 | 1 | Starboard Side |
| 18-2 | 9101E3-0612 | BOLT | 1 | 1 | 1 | |
| 18-3 | 3C8Q62113-1 | CLAMP BRACKET (L) | 1 | 1 | 1 | Port Side |
| 18-4 | 3B7-60218-1 | ANODE | 1 | 1 | 1 | |
| 18-5 | 910103-5635 | BOLT | 1 | 1 | 1 | |
| 18-6 | 3AC-62191-0 | SWIVEL BRACKET SHAFT ASSY | 1 | 1 | 1 | Bracket Bolt |
| 18-7 | 346-62124-1 | NYLON NUT 7/8-14 | 1 | 1 | 1 | |
| 18-8 | 349-62126-0 | BUSHING | 2 | 2 | 2 | |
| 18-9 | 3C8-62132-0 | BUSHING 22-25-35.5 | 1 | 1 | 1 | |
| 18-10 | 346-62127-0 | CAP NUT | 2 | 2 | 2 | for MF/EF Type |
| 18-11 | 3C8-62117-1 | DISTANCE PIECE | 1 | 1 | 1 | |
| 18-12 | 930103-0800 | NUT | 1 | 1 | 1 | |
| 18-13 | 9401E3-0800 | WASHER | 1 | 1 | 1 | |
| 18-14 | 3C8-62120-1 | BOLT 8-170 | 1 | 1 | 1 | |
| 18-15 | 3C8-62121-1 | THRUST ROD | 1 | 1 | 1 | |
| 18-16 | 345-62122-2 | THRUST ROD SPRING | 1 | 1 | 1 | |
| 18-17 | 3C8Q62310-3 | SWIVEL BRACKET | 1 | 1 | 1 | |
| 18-18 | 344-67177-1 | GREASE FITTING | 1 | 1 | 1 | |
| 18-19 | 940103-0600 | WASHER | 1 | 1 | 1 | |
| 18-20 | 345-62441-0 | FRICTION PIECE | 1 | 1 | 1 | |
| 18-21 | 346-62421-1 | FRICTION SPRING | 1 | 1 | 1 | |
| 18-22 | 9101E3-0830 | BOLT | 1 | 1 | 1 | |
| 18-23 | 3E3Q62010-0 | STEERING SHAFT ASSY | 1 | 1 | 1 | |
| 18-24 | 345-62417-0 | BUSHING 26-32 | 2 | 2 | 2 | |
| 18-25 | 3A0-62423-2 | THRUST PLATE (UPPER) 27-50-1 | 1 | 1 | 1 | |
| 18-26 | 346-62424-1 | THRUST PLATE (LOWER) 26.5-46-1 | 1 | 1 | 1 | |
| 18-27 | 3H8-62415-0 | O-RING 3.5-25.7 | 1 | 1 | 1 | |
| 18-28 | 945103-2500 | C-RING d=25 | 1 | 1 | 1 | |
| 18-29 | 3C8-61302-1 | RUBBER MOUNT (LOWER) | 2 | 2 | 2 | |

Fig. 18

BRACKET (MANUAL TILT)



| Ref.No. | Part No. | Description | Q'ty | | | Remarks |
|---------|-------------|-----------------------------|-------|-------|--------|----------------------------------------|
| | | | M40D2 | M50D2 | MW50D2 | |
| 18-30 | 3C8Q61411-3 | MOUNT BRACKET | 1 | 1 | 1 | |
| 18-31 | 3C8-61336-0 | DAMPER (LOWER) | 1 | 1 | 1 | |
| 18-32 | 3C8-61321-1 | BOLT | 2 | 2 | 2 | |
| 18-33 | 353-61334-0 | WASHER 13-34-3 | 2 | 2 | 2 | |
| 18-34 | 3C7-61338-0 | DAMPER 21-36-5 | 2 | 2 | 2 | |
| 18-35 | 930403-1200 | NYLON NUT 12-P1.75 | 2 | 2 | 2 | |
| 18-36 | 9402E3-1200 | WASHER | 4 | 4 | 4 | |
| 18-37 | 3C8Q61342-0 | MOUNT HOLDING PLATE (LOWER) | 2 | 2 | 2 | |
| 18-38 | 9101E3-5620 | BOLT | 4 | 4 | 4 | |
| 18-39 | 3C8-62097-0 | STUD 10-50 P1.25 | 2 | 2 | 2 | for MF/EF Type |
| 18-40 | 3E3-61301-2 | RUBBER MOUNT (UPPER) | 2 | 2 | 2 | |
| 18-41 | 353-61307-1 | BOLT | 2 | 2 | 2 | |
| 18-42 | 3E3-61333-0 | DAMPER (UPPER) | 2 | 2 | 2 | |
| 18-43 | 353-61335-0 | WASHER 10-29-3 | 2 | 2 | 2 | |
| 18-44 | 3E3-61335-0 | LOCK PLATE | 1 | 1 | 1 | |
| 18-45 | 3C8-61341-0 | MOUNT HOLDING PLATE (UPPER) | 1 | 1 | 1 | |
| 18-46 | 9101E3-5835 | BOLT | 3 | 3 | 3 | |
| 18-47 | 3C8-62396-1 | GROUND L=210 | 1 | 1 | 1 | Swivel Bracket -Drive Shaft Housing |
| 18-48 | 398-62396-1 | GROUND L=130 | 1 | 1 | 1 | Clamp Bracket -Swivel Bracket |
| 18-49 | 9101E3-5612 | BOLT | 2 | 2 | 2 | |
| 18-50 | 3A3-62396-1 | GROUND L=110 | 1 | 1 | 1 | Mount Bracket -Drive Shaft Housing |
| 18-51 | 9101E3-5612 | BOLT | 1 | 1 | 1 | |
| 18-52 | 3C8-72120-0 | RIGGING BOLT SET | 1 | 1 | | for M40/50D2, MW50D2 |
| 18-53 | 3C7-62133-2 | * BOLT 12-105 P1.25 | 4 | 4 | | |
| 18-54 | 353-61334-0 | * WASHER 13-34-3 | 4 | 4 | | |
| 18-55 | 940103-1200 | * WASHER | 4 | 4 | | |
| 18-56 | 3C7-62139-1 | * NUT 12-P1.25 | 4 | 4 | | |
| 18-57 | 3C7-60218-2 | ANODE | 1 | 1 | 1 | OPT |
| 18-58 | 910103-0630 | BOLT | 2 | 2 | 2 | OPT |

Fig. 18

BRACKET (MANUAL TILT)

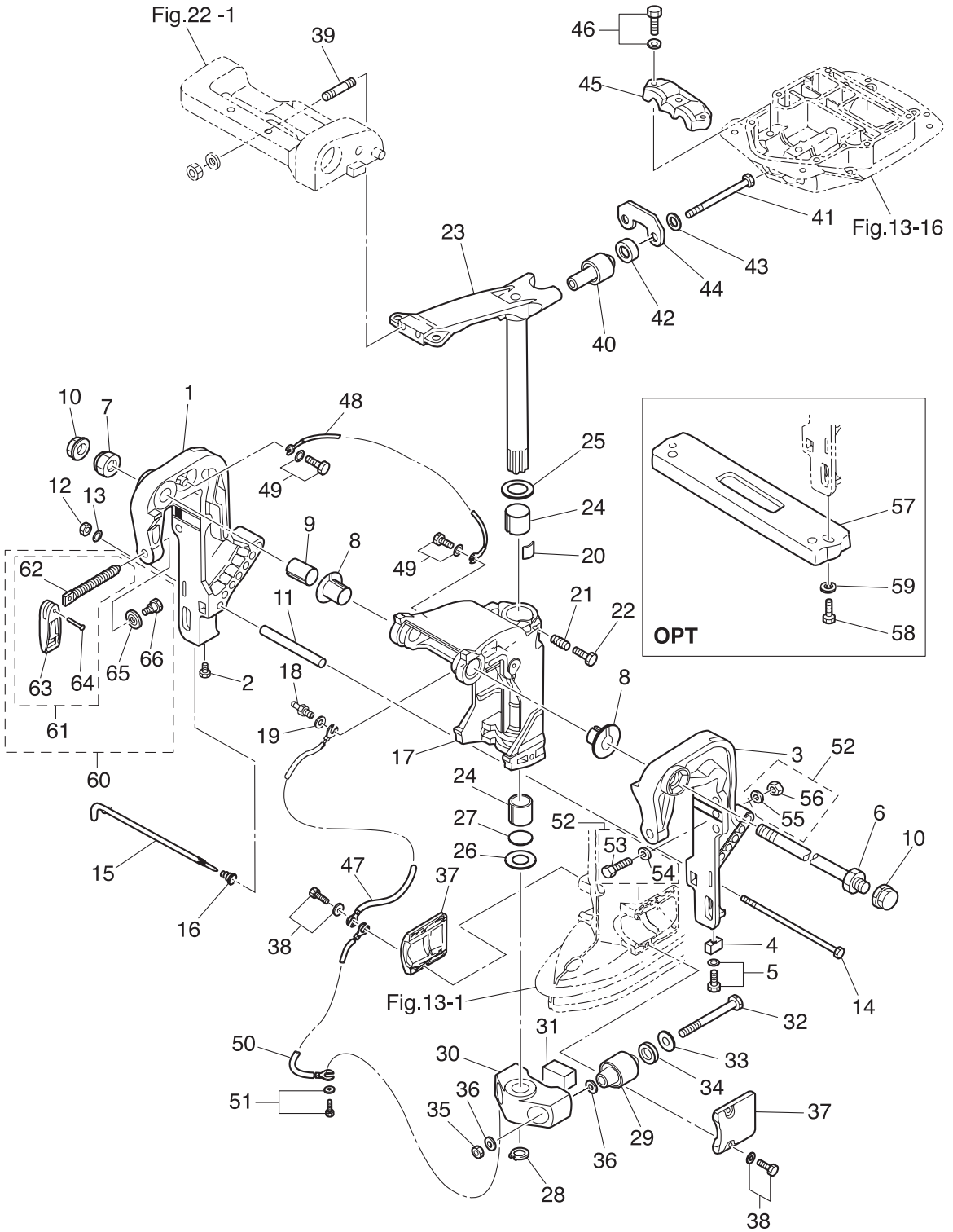
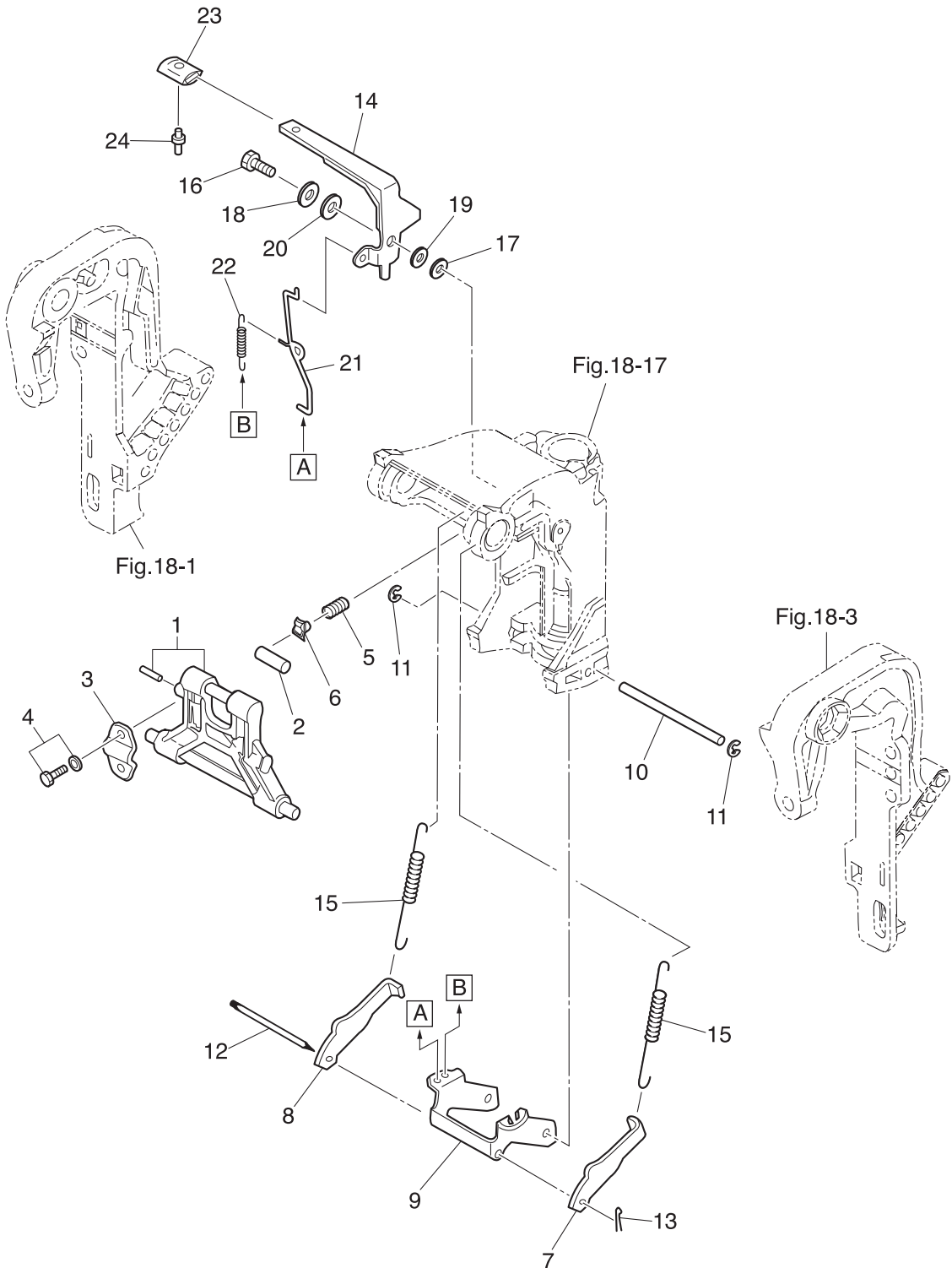


Fig. 19

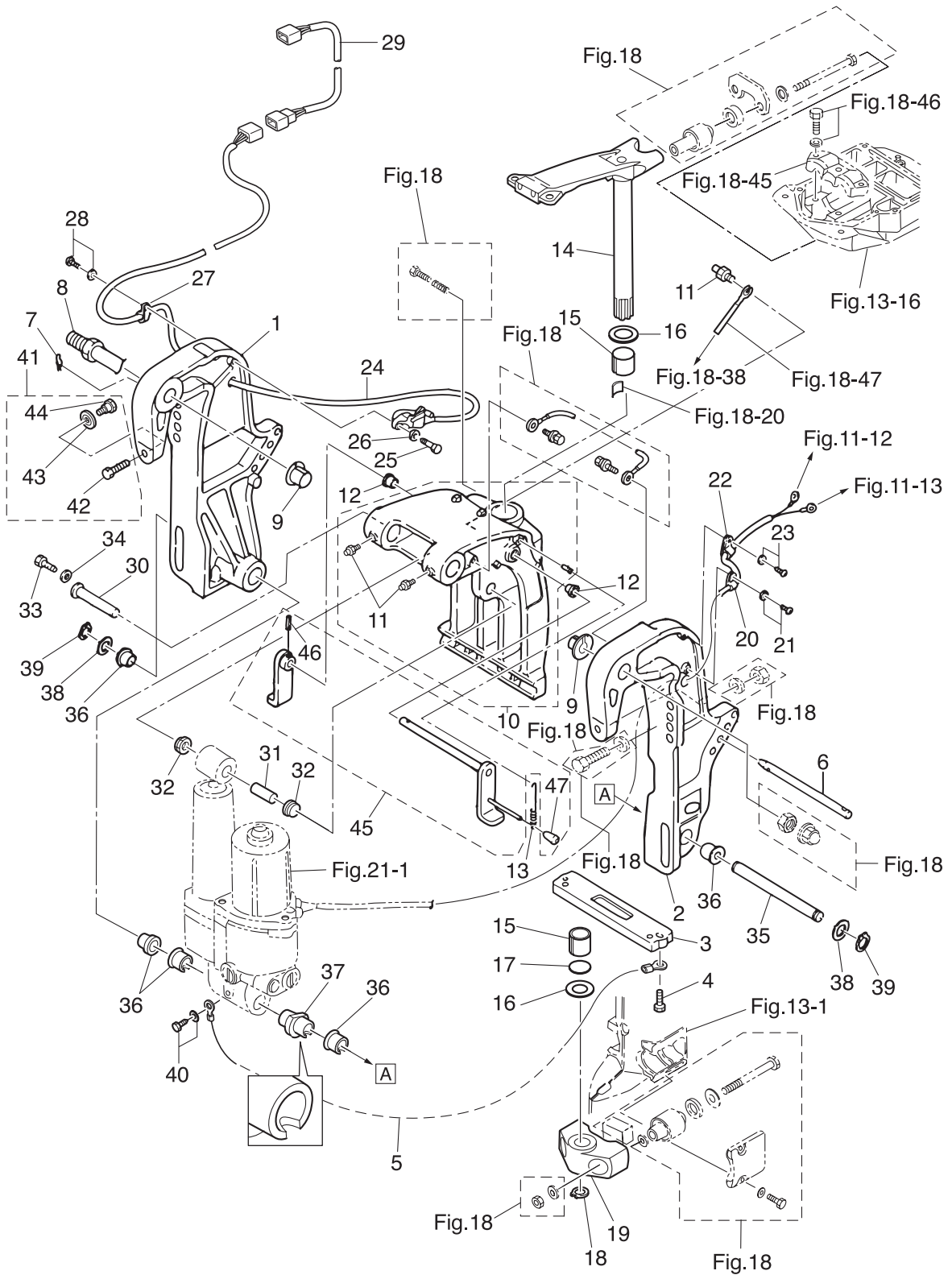
MANUAL TILT



| Ref.No. | Part No. | Description | Q'ty | | | Remarks |
|---------|---------------|-------------------------|-------|-------|--------|---------------------------|
| | | | M40D2 | M50D2 | MW50D2 | |
| 19-1 | 3C8Q62431-0 | TILT STOPPER ASSY | 1 | 1 | 1 | |
| 19-2 | 346-62437-0 | BUSHING 10.2-12-29.5 | 1 | 1 | 1 | |
| 19-3 | 346-62439-1 | SETTING PLATE | 1 | 1 | 1 | |
| 19-4 | 9101E3-5820 | BOLT | 2 | 2 | 2 | |
| 19-5 | 3C8-62421-1 | FRICTION SPRING | 1 | 1 | 1 | |
| 19-6 | 346-62438-0 | SETTING PIECE | 1 | 1 | 1 | |
| 19-7 | 3C8-66352-2 | REVERSE LOCK (L) | 1 | 1 | 1 | |
| 19-8 | 3C8-66351-2 | REVERSE LOCK (R) | 1 | 1 | 1 | |
| 19-9 | 3C8-66313-4 | REVERSE LOCK ARM | 1 | 1 | 1 | |
| 19-10 | 3C8-66319-1 | REVERSE LOCK SHAFT | 1 | 1 | 1 | |
| 19-11 | 945303-0600 | E-RING d=6 | 2 | 2 | 2 | |
| 19-12 | 3C8-66321-0 | REVERSE LOCK ROD | 1 | 1 | 1 | |
| 19-13 | 951503-0212 | SPLIT PIN 2-12 | 1 | 1 | 1 | |
| 19-14 | 3E3-62436-1 | TILT STOPPER LEVER | 1 | 1 | 1 | |
| 19-15 | 1 3C8-66332-2 | REVERSE LOCK SPRING (L) | 2 | 2 | 2 | for Transom "L","LL"&"UL" |
| 19-15 | 2 3C8-66331-2 | REVERSE LOCK SPRING (S) | 2 | 2 | 2 | for Transom "S" |
| 19-16 | 3AL-05254-0 | SHOULDER BOLT 6-8 | 1 | 1 | 1 | |
| 19-17 | 3R0-66308-0 | WASHER 6-16-1.5 | 1 | 1 | 1 | |
| 19-18 | 940103-0800 | WASHER | 1 | 1 | 1 | |
| 19-19 | 3AL-05212-0 | BUSHING 8.1-20 | 1 | 1 | 1 | |
| 19-20 | 3AA-83719-0 | WASHER 8.5-18-1.6 | 1 | 1 | 1 | |
| 19-21 | 3C8-66318-1 | LINK | 1 | 1 | 1 | |
| 19-22 | 3C8-66336-0 | SPRING | 1 | 1 | 1 | |
| 19-23 | 346-66333-0 | REVERSE LOCK LEVER GRIP | 1 | 1 | 1 | |
| 19-24 | 346-66334-0 | STOPPER | 1 | 1 | 1 | |
| | | | | | | |
| | | | | | | |
| | | | | | | |
| | | | | | | |

Fig. 20

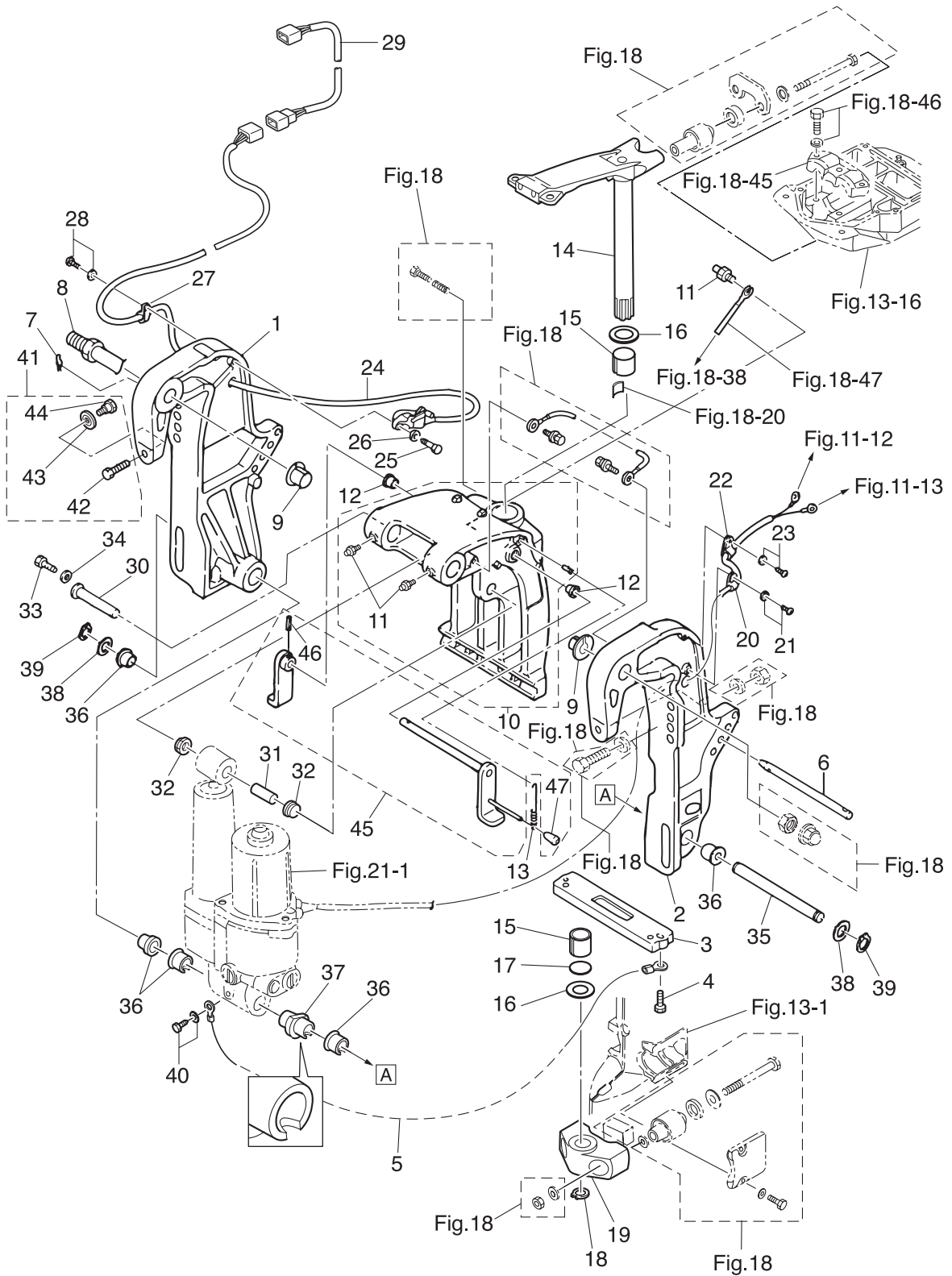
BRACKET (POWER TRIM & TILT)



| Ref.No. | Part No. | Description | Q'ty | | | Remarks |
|---------|-------------|-------------------------------------|-------|-------|--------|---------------------------------|
| | | | M40D2 | M50D2 | MX50D2 | |
| 20-1 | 3GFQ77211-0 | CLAMP BRACKET (PTT-R) | 1 | 1 | | Starboard Side |
| 20-2 | 3GFQ77212-0 | CLAMP BRACKET (PTT-L) | 1 | 1 | | Port Side |
| 20-3 | 3C7-60218-2 | ANODE | 1 | 1 | | |
| 20-4 | 910103-6630 | BOLT | 2 | 2 | | |
| 20-5 | 398-62396-1 | GROUND L=130 | 1 | 1 | | PTT Assy-Anode Clamp Bracket |
| 20-6 | 3R0-77118-0 | PTT THRUST ROD | 1 | 1 | | |
| 20-7 | 951603-1000 | SNAP PIN | 1 | 1 | | |
| 20-8 | 3AD-62191-0 | SWIVEL BRACKET SHAFT ASSY | 1 | 1 | | Bracket Bolt |
| 20-9 | 3C8-77213-0 | BUSHING | 2 | 2 | | |
| 20-10 | 3Z7Q77208-3 | SWIVEL BRACKET ASSY | 1 | 1 | | |
| 20-11 | 344-67177-1 | * GREASE FITTING | 3 | 3 | | |
| 20-12 | 353-63207-0 | COLLAR 10.2-12-12 | 2 | 2 | | |
| 20-13 | 3R0-62473-0 | TILT STOPPER SPRING | 1 | 1 | | |
| 20-14 | 3GFQ62010-0 | STEERING SHAFT ASSY | 1 | 1 | | |
| 20-15 | 353-62417-0 | BUSHING 30-36-41 | 2 | 2 | | |
| 20-16 | 353-62423-1 | THRUST PLATE (UPPER) 31-50-2 | 2 | 2 | | |
| 20-17 | 353-62415-0 | O-RING 3.5-29.7 | 1 | 1 | | |
| 20-18 | 945103-2800 | C-RING d=28 | 1 | 1 | | |
| 20-19 | 3Z5Q61411-1 | MOUNT BRACKET | 1 | 1 | | |
| 20-20 | 336-06973-0 | CLAMP 6-9.5L | 1 | 1 | | |
| 20-21 | 921503-5612 | SCREW | 1 | 1 | | |
| 20-22 | 345-06915-0 | CLAMP 6.5-14L | 1 | 1 | | |
| 20-23 | 921503-5612 | SCREW | 1 | 1 | | |
| 20-24 | 3Z4-72574-0 | TRIM SENSOR L=1700 | 1 | 1 | | for EPTO Model |
| 20-25 | 910103-0620 | BOLT | 2 | 2 | | for EPTO Model |
| 20-26 | 3C8-66308-0 | WASHER 6-16-1.5 | 2 | 2 | | for EPTO Model |
| 20-27 | 336-06973-0 | CLAMP 6-9.5L | 1 | 1 | | for EPTO Model |
| 20-28 | 921503-5612 | SCREW | 1 | 1 | | for EPTO Model |
| 20-29 | 3T1-72573-0 | EXTENSION CORD (TRIM SENSOR) L=6000 | 1 | 1 | | for EPTO Model |

Fig. 20

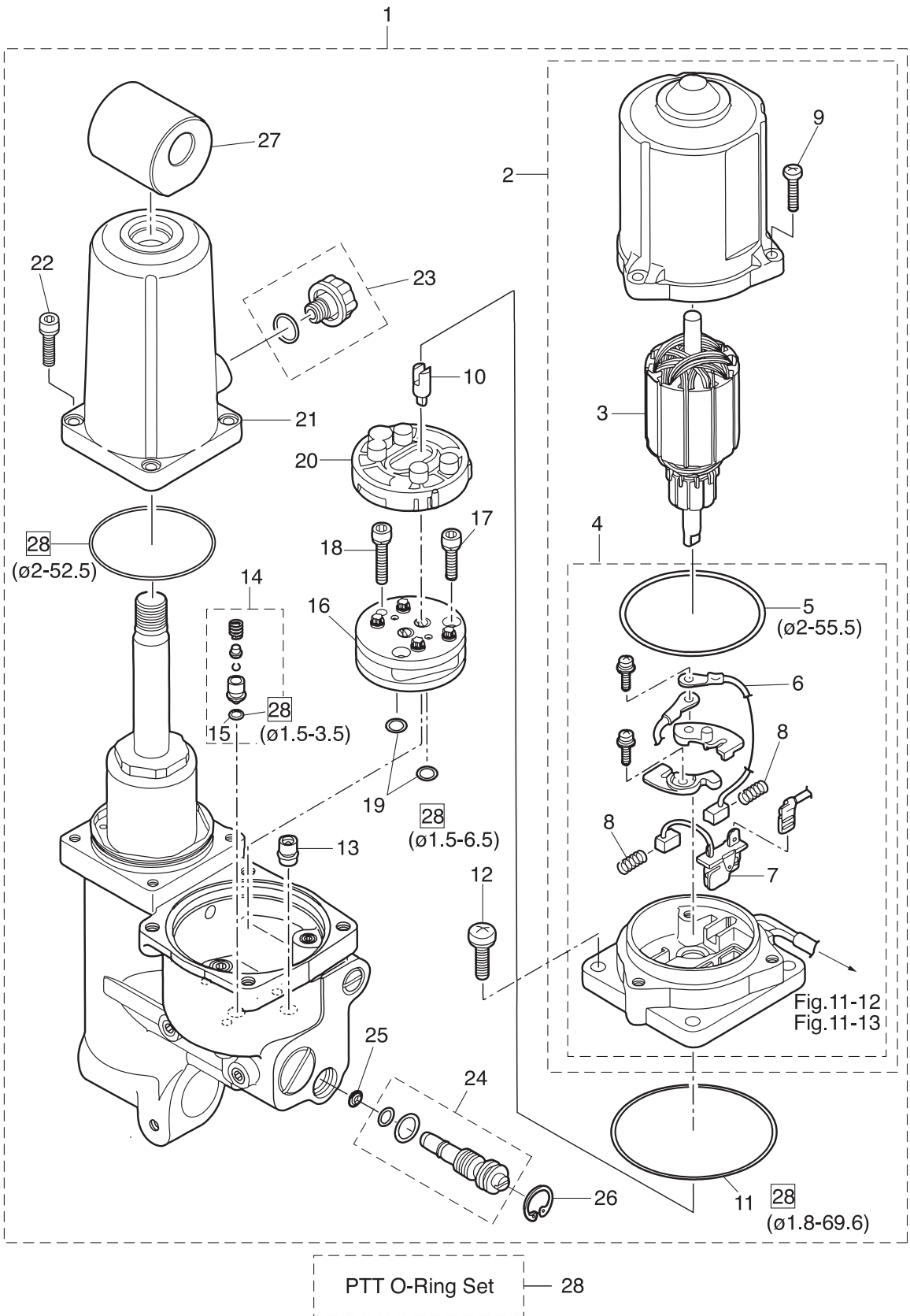
BRACKET (POWER TRIM & TILT)



| Ref.No. | Part No. | Description | Q'ty | | | Remarks |
|---------|-------------|----------------------|-------|--------|--------|---------|
| | | | MA0D2 | MW50D2 | MW50D2 | |
| 20-30 | 3R0-77071-1 | CYLINDER PIN (UPPER) | 1 | 1 | | |
| 20-31 | 3R0-77075-0 | BUSHING 13-16-40 | 1 | 1 | | |
| 20-32 | 3R0-77076-0 | BUSHING 13-17-19.5 | 2 | 2 | | |
| 20-33 | 9101E3-0612 | BOLT | 1 | 1 | | |
| 20-34 | 345-05122-1 | WASHER 6.5-23-1.5 | 1 | 1 | | |
| 20-35 | 3R0-77101-1 | CYLINDER PIN (LOWER) | 1 | 1 | | |
| 20-36 | 3C8-77076-1 | BUSHING 18-24-22 | 5 | 5 | | |
| 20-37 | 3Z5-77103-0 | BUSHING 18-24-60 | 1 | 1 | | |
| 20-38 | 3R0-77112-0 | WASHER 18.2-34-1 | 2 | 2 | | |
| 20-39 | 945103-1800 | C-RING d=18 | 2 | 2 | | |
| 20-40 | 9101E3-5612 | BOLT | 1 | 1 | | |
| 20-41 | 3C8-77217-0 | CLAMP SCREW KIT | 2 | 2 | | |
| 20-42 | 3C8-77216-0 | * CLAMP SCREW (PTT) | 1 | 1 | | |
| 20-43 | 332-62101-1 | * CLAMP SCREW PAD | 1 | 1 | | |
| 20-44 | 3C8-62107-0 | * SHOULDER BOLT | 1 | 1 | | |
| 20-45 | 3GF-62466-1 | TILT STOPPER KIT | 1 | 1 | | |
| 20-46 | 951403-3516 | * SPRING PIN 3.5-16 | 1 | 1 | | |
| 20-47 | 369-62433-1 | * TILT STOPPER GRIP | 1 | 1 | | |
| | | | | | | |
| | | | | | | |
| | | | | | | |
| | | | | | | |
| | | | | | | |
| | | | | | | |
| | | | | | | |
| | | | | | | |
| | | | | | | |
| | | | | | | |
| | | | | | | |
| | | | | | | |
| | | | | | | |

Fig. 21

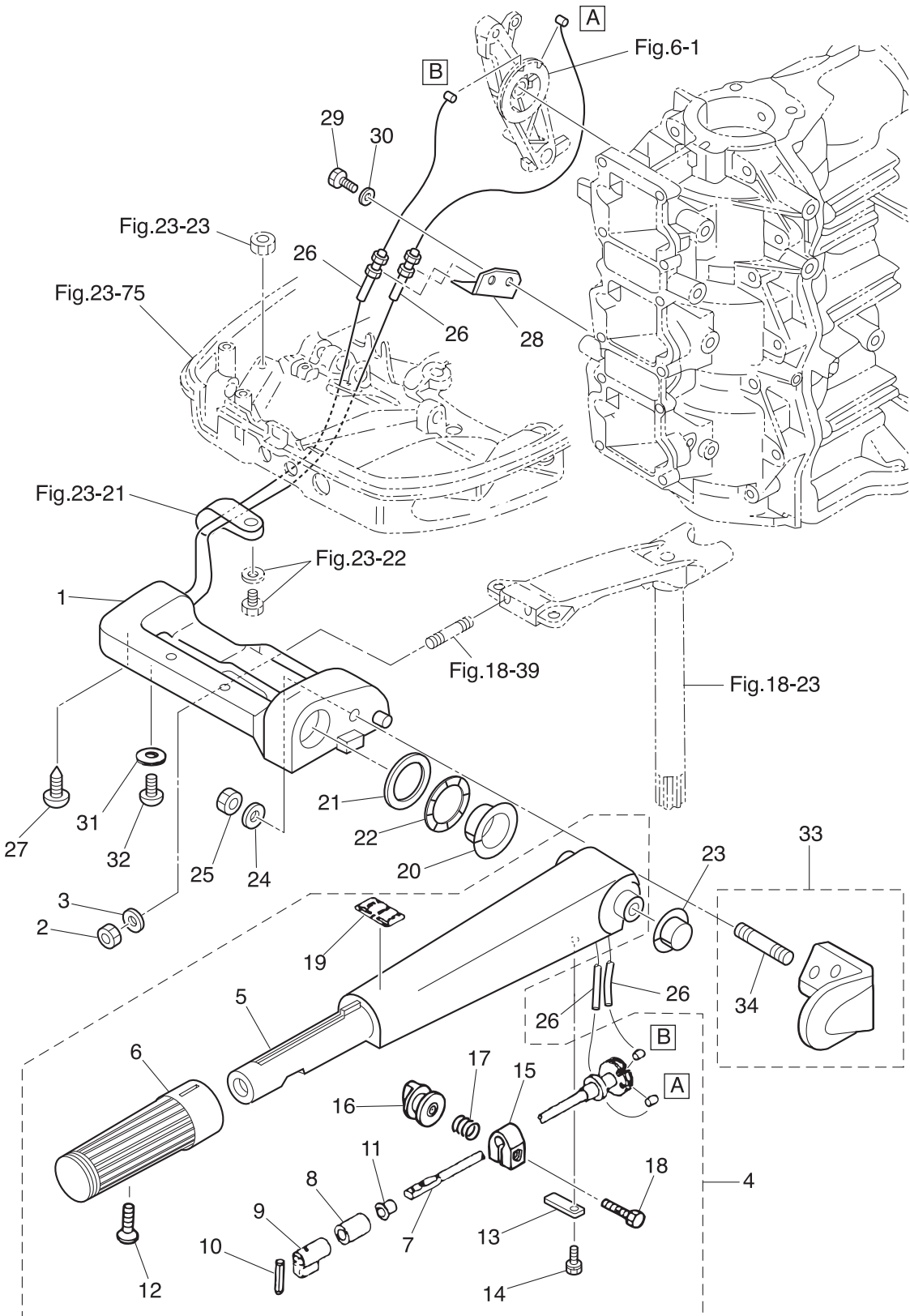
POWER TRIM & TILT



| Ref.No. | Part No. | Description | Q'ty | | | Remarks |
|---------|-------------|-----------------------|-------|-------|--------|-------------|
| | | | M40D2 | M50D2 | MW50D2 | |
| 21-1 | 3E5-77150-1 | PTT ASSY | 1 | 1 | | Cord L=1900 |
| 21-2 | 3E5-77180-0 | * MOTOR ASSY | 1 | 1 | | |
| 21-3 | 3Z5-77190-0 | ** ARMATURE ASSY | 1 | 1 | | |
| 21-4 | 3E5-77192-0 | ** MOTOR BRACKET ASSY | 1 | 1 | | |
| 21-5 | 3Z5-77182-0 | *** O-RING 2-55.5 | 1 | 1 | | |
| 21-6 | 3E0-77183-0 | *** BRUSH | 1 | 1 | | |
| 21-7 | 3Z5-77191-0 | *** BREAKER | 1 | 1 | | |
| 21-8 | 3E0-77184-0 | *** BRUSH SPRING | 2 | 2 | | |
| 21-9 | 921503-0520 | ** SCREW | 3 | 3 | | |
| 21-10 | 3Z5-77166-0 | * COUPLING | 1 | 1 | | |
| 21-11 | 3B7-77167-0 | * O-RING 1.8-69.6 | 1 | 1 | | |
| 21-12 | 3Z5-77194-0 | * SCREW | 4 | 4 | | |
| 21-13 | 3Z5-77460-0 | * VALVE ASSY | 1 | 1 | | |
| 21-14 | 3Z5-77450-0 | * RELIEF VALVE ASSY | 1 | 1 | | |
| 21-15 | 3R0-77451-0 | ** O-RING 1.5-3.5 | 1 | 1 | | |
| 21-16 | 3B7-77430-0 | * PUMP | 1 | 1 | | |
| 21-17 | 3B7-77432-1 | * BOLT | 2 | 2 | | |
| 21-18 | 3B7-77431-1 | * BOLT | 1 | 1 | | |
| 21-19 | 3B7-77433-0 | * O-RING 1.5-6.5 | 2 | 2 | | |
| 21-20 | 3B7-77434-1 | * FILTER | 1 | 1 | | |
| 21-21 | 3Z5-77165-0 | * RESERVE TANK | 1 | 1 | | |
| 21-22 | 3Z5-77159-0 | * BOLT | 4 | 4 | | |
| 21-23 | 3Z5-77221-0 | * CAP ASSY | 1 | 1 | | O-Ring |
| 21-24 | 3Z5-77175-0 | * MANUAL VALVE ASSY | 1 | 1 | | O-Ring x2 |
| 21-25 | 3R0-77173-0 | * SEAL WASHER | 1 | 1 | | |
| 21-26 | 3Z5-77171-0 | * C-RING | 1 | 1 | | |
| 21-27 | 3Z5-77367-0 | * JOINT | 1 | 1 | | |
| 21-28 | 3Z5-77225-0 | PTT O-RING SET | 1 | 1 | | |
| | | | | | | |

Fig. 22

TILLER HANDLE (F TYPE)



| Ref.No. | Part No. | Description | Q'ty | | | Remarks |
|---------|-------------|--------------------------|-------|-------|--------|---------|
| | | | M40D2 | M50D2 | MW50D2 | |
| 22-1 | 3E3Q62001-0 | STEERING BRACKET | 1 | 1 | 1 | |
| 22-2 | 3C8-62098-0 | NYLON NUT 10-P1.25 | 2 | 2 | 2 | |
| 22-3 | 9402E3-1000 | WASHER | 2 | 2 | 2 | |
| 22-4 | 3C8Q63003-1 | TILLER HANDLE ASSY | 1 | 1 | 1 | |
| 22-5 | 3C8Q63011-2 | * TILLER HANDLE | 1 | 1 | 1 | |
| 22-6 | 398-63012-0 | * GRIP | 1 | 1 | 1 | |
| 22-7 | 3C8-63041-1 | * THROTTLE SHAFT | 1 | 1 | 1 | |
| 22-8 | 345-63048-0 | * THROTTLE SHAFT DAMPER | 1 | 1 | 1 | |
| 22-9 | 398-63053-0 | * SPACER | 1 | 1 | 1 | |
| 22-10 | 951403-0310 | * SPRING PIN 3-10 | 1 | 1 | 1 | |
| 22-11 | 350-63046-0 | * BUSHING 8.4-10-11 | 1 | 1 | 1 | |
| 22-12 | 921803-0525 | * SCREW | 1 | 1 | 1 | |
| 22-13 | 3C8-63063-0 | * THROTTLE SHAFT SUPPORT | 1 | 1 | 1 | |
| 22-14 | 9101E3-5612 | * BOLT | 1 | 1 | 1 | |
| 22-15 | 3V1-63035-1 | * FRICTION PIECE | 1 | 1 | 1 | |
| 22-16 | 3V1-63077-0 | * ADJUSTING NUT | 1 | 1 | 1 | |
| 22-17 | 3V1-63036-0 | * SPRING | 1 | 1 | 1 | |
| 22-18 | 9101E3-0625 | * BOLT | 1 | 1 | 1 | |
| 22-19 | 369-72019-1 | * THROTTLE DECAL | 1 | 1 | 1 | |
| 22-20 | 3C8-63101-0 | BUSHING | 1 | 1 | 1 | |
| 22-21 | 3B2-63108-0 | WASHER 30-45-1 | 1 | 1 | 1 | |
| 22-22 | 3B2-63109-0 | WAVE WASHER 30-45-1.2 | 1 | 1 | 1 | |
| 22-23 | 3C8-63102-1 | BUSHING | 1 | 1 | 1 | |
| 22-24 | 9401E3-1000 | WASHER | 1 | 1 | 1 | |
| 22-25 | 930103-1000 | NUT 10-P1.5 | 1 | 1 | 1 | |
| 22-26 | 3C8-63600-1 | THROTTLE WIRE | 2 | 2 | 2 | |
| 22-27 | 3C8-63607-0 | CLIP | 1 | 1 | 1 | |
| 22-28 | 3C8-63508-1 | THROTTLE WIRE BRACKET | 1 | 1 | 1 | |
| 22-29 | 910103-0614 | BOLT | 2 | 2 | 2 | |

Fig. 22

TILLER HANDLE (F TYPE)

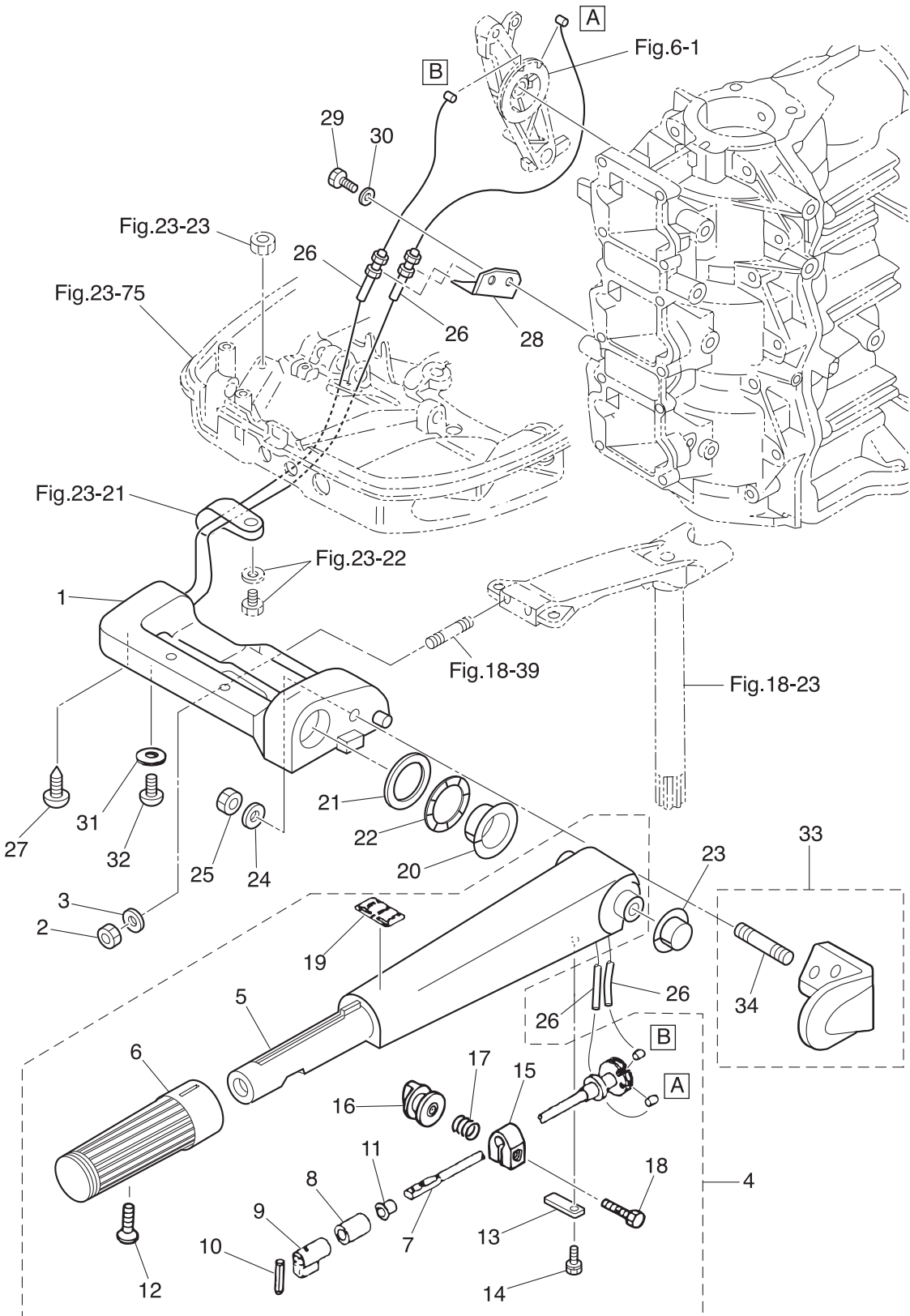
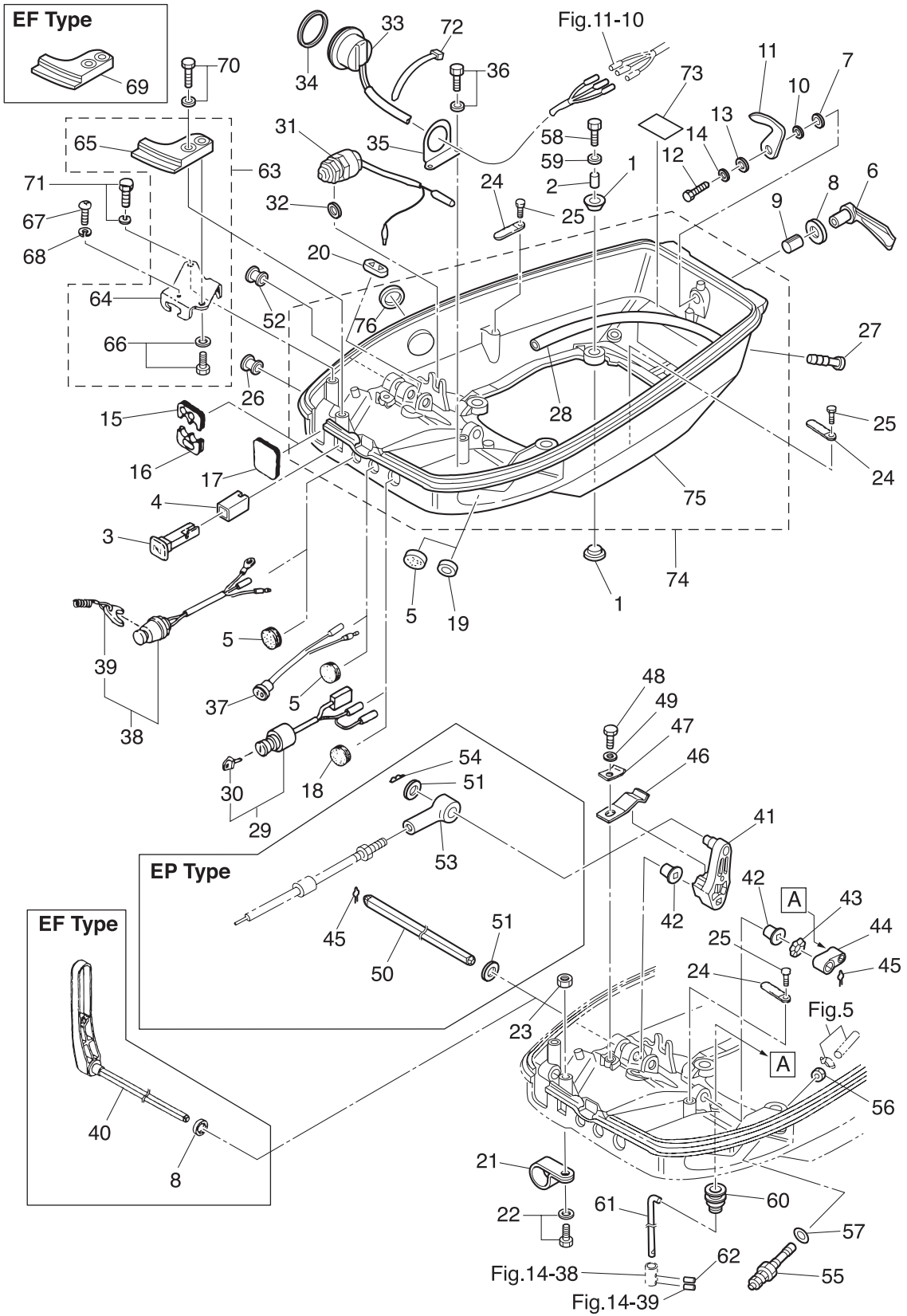


Fig. 23

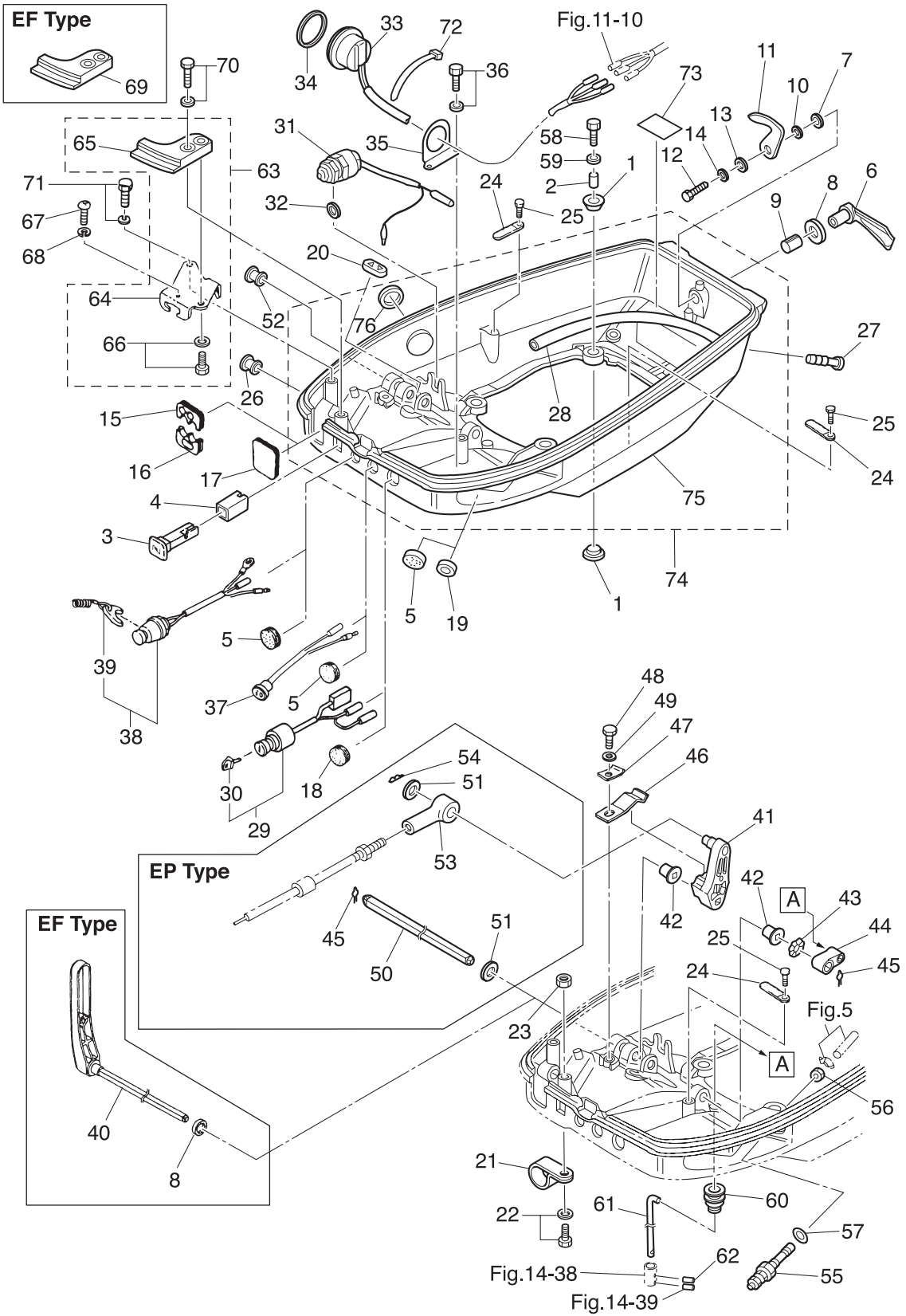
BOTTOM COWL · SHIFT



| Ref.No. | Part No. | Description | Q'ty | | | Remarks |
|---------|-------------|--------------------|-----------------------|--------|---------|--------------------------------------------------|
| | | | M/40D2 | M/50D2 | M/MS0D2 | |
| 23-1 | 346-67113-0 | MOUNT 8.5-14-2.5 | 8 | 8 | 8 | |
| 23-2 | 346-67114-1 | SPACER 6.2-9-15.7 | 4 | 4 | 4 | |
| 23-3 | 3C8-67151-1 | CHOKE ROD | 1 | 1 | 1 | |
| 23-4 | 3C8-67156-0 | BUSHING | 1 | 1 | 1 | |
| 23-5 | 1 | 345-67117-0 | GROMMET 17-2.7 | 3 | 3 | for EPO Model PTT Cord Pilot Lamp, Stop Swich |
| 23-5 | 2 | 345-67117-0 | GROMMET 17-2.7 | 2 | 2 | for EPT/EPTO Model Pilot Lamp, Stop Switch |
| 23-5 | 3 | 345-67117-0 | GROMMET 17-2.7 | 1 | 1 | for EFO Model PTT Cord |
| 23-6 | 3C8Q67141-0 | HOOK LEVER | 1 | 1 | 1 | |
| 23-7 | 3C8-67146-0 | WASHER 14-22-1 | 1 | 1 | 1 | |
| 23-8 | 1 | 338-67147-0 | SEAL RING 13.8-22-3.7 | 1 | 1 | for EP Type |
| 23-8 | 2 | 338-67147-0 | SEAL RING 13.8-22-3.7 | 2 | 2 | Hook Lever, Shift Lever for MF/EF Type |
| 23-9 | 369-67105-0 | HOOK LEVER BUSHING | 1 | 1 | 1 | |
| 23-10 | 941403-1400 | WAVE WASHER d=14 | 1 | 1 | 1 | |
| 23-11 | 3C8-67142-1 | COVER HOOK | 1 | 1 | 1 | |
| 23-12 | 910103-0612 | BOLT | 1 | 1 | 1 | |
| 23-13 | 3C8-66308-0 | WASHER 6-16-1.5 | 1 | 1 | 1 | |
| 23-14 | 941303-0600 | SPRING WASHER | 1 | 1 | 1 | |
| 23-15 | 3C8-83732-0 | GROMMET | 1 | 1 | | for EP Type |
| 23-16 | 3C8-76116-1 | GROMMET | 1 | 1 | | for EP Type |
| 23-17 | 3C8-67162-1 | GROMMET | 1 | 1 | 1 | for MF/EF Type |
| 23-18 | 345-76092-0 | GROMMET | 1 | 1 | 1 | for MF/EP Type |
| 23-19 | 338-67163-0 | GROMMET 18-2.5 | 1 | 1 | | for PTT Model |
| 23-20 | 1 | 3C8-63621-0 | GROMMET | 1 | 1 | for MF/EF Type |
| 23-20 | 2 | 3C8-63624-0 | GROMMET | 1 | 1 | for EP Type |
| 23-21 | 345-06915-0 | CLAMP 6.5-14L | 1 | 1 | 1 | for MF Type |
| 23-22 | 910103-5612 | BOLT | 1 | 1 | 1 | for MF Type |
| 23-23 | 930103-0600 | NUT | 1 | 1 | 1 | for MF Type |
| 23-24 | 1 | 309-06972-0 | CLAMP 6.5-47.5P | 3 | 3 | for EFTO Model |
| 23-24 | 2 | 309-06972-0 | CLAMP 6.5-47.5P | 2 | 2 | for EF/EFO & EPT/EPTO Model |

Fig. 23

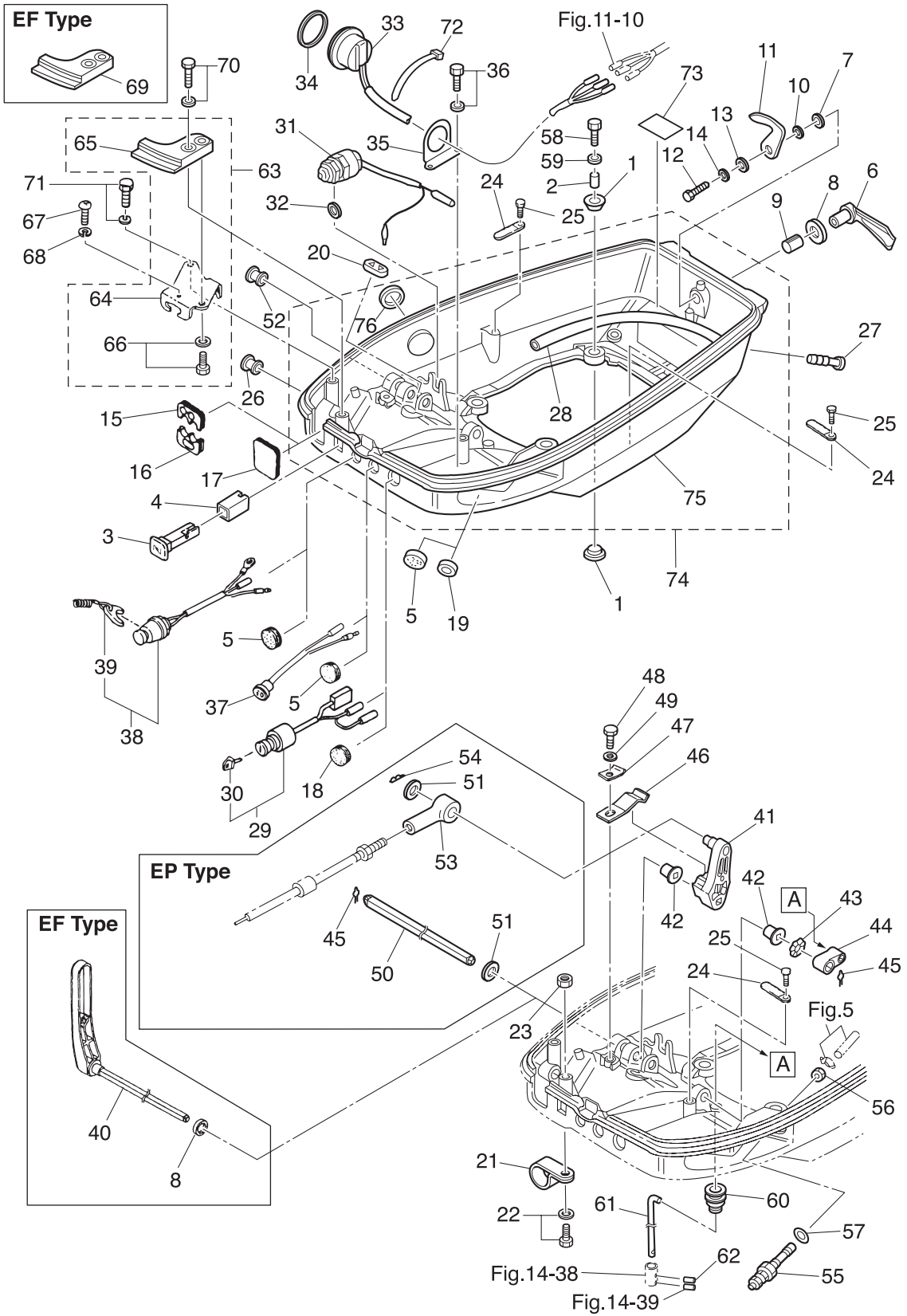
BOTTOM COWL · SHIFT



| Ref.No. | Part No. | Description | Q'ty | | | Remarks | |
|---------|----------|-------------|----------------------------|-------|---------|---------|-------------------------|
| | | | M40D2 | M50D2 | MWX50D2 | | |
| 23-24 | 3 | 309-06972-0 | CLAMP 6.5-47.5P | 1 | 1 | 1 | for MF/EPO Model |
| 23-25 | 1 | 910103-0610 | BOLT | 4 | 4 | | for EF/EFO Model |
| 23-25 | 2 | 910103-0610 | BOLT | 3 | 3 | 3 | for MF & EPO/EFTO Model |
| 23-25 | 3 | 910103-0610 | BOLT | 2 | 2 | | for EPT/EPTO Model |
| 23-26 | | 3B2-67187-0 | GROMMET | 1 | 1 | 1 | |
| 23-27 | | 3T1-01138-0 | NIPPLE | 1 | 1 | 1 | |
| 23-28 | | 98AB-50-260 | HOSE | 1 | 1 | 1 | 98AB-501000 |
| 23-29 | | 3C8-76020-2 | MAIN SWITCH ASSY | 1 | 1 | | for M40/50D2 EF Type |
| 23-30 | 1 | 3F3-76217-0 | * MAIN SWITCH KEY No.301 | A | A | | |
| 23-30 | 2 | 3F3-76218-0 | * MAIN SWITCH KEY No.302 | A | A | | |
| 23-30 | 3 | 3F3-76219-0 | * MAIN SWITCH KEY No.303 | A | A | | |
| 23-31 | | 3C8-76080-1 | NEUTRAL SWITCH | 1 | 1 | | for M40/50D2 EF Type |
| 23-32 | | 3B7-63731-0 | WASHER 12.5-24-1 | 1 | 1 | | for M40/50D2 EF Type |
| 23-33 | | 3E0-72615-0 | PTT SWITCH ASSY | 1 | 1 | | for PTT Model |
| 23-34 | | 3F3-72616-1 | GASKET | 1 | 1 | | for PTT Model |
| 23-35 | | 3GF-72617-0 | PTT SWITCH ASSY BRACKET | 1 | 1 | | for PTT Model |
| 23-36 | | 910103-6614 | BOLT | 2 | 2 | | for PTT Model |
| 23-37 | | 3C8-71040-0 | PILOT LAMP ASSY | 1 | 1 | | for EFO/EFTO Model |
| 23-38 | | 3C8-06820-0 | STOP SWITCH ASSY | 1 | 1 | 1 | for MF/EF Type |
| 23-39 | | 353-06821-0 | * STOP SWITCH LANYARD ASSY | 1 | 1 | 1 | |
| 23-40 | | 3E3-66110-0 | SHIFT LEVER | 1 | 1 | 1 | for MF/EF Type |
| 23-41 | | 3C8-66122-1 | SHIFT ARM | 1 | 1 | 1 | |
| 23-42 | | 350-67101-0 | BUSHING | 2 | 2 | 2 | |
| 23-43 | | 941403-1200 | WAVE WASHER d=12 | 1 | 1 | 1 | |
| 23-44 | 1 | 3C8-66225-0 | SHIFT ROD LEVER | 1 | 1 | 1 | for M40/50D2, MX50D2 |
| 23-44 | 2 | 3S7-66225-0 | SHIFT ROD LEVER | | 1 | 1 | for MW50D2, MWX50D2 |
| 23-45 | 1 | 951703-0800 | SNAP RETAINER d=8 | 1 | 1 | 1 | for MF/EF Type |
| 23-45 | 2 | 951703-0800 | SNAP RETAINER d=8 | 2 | 2 | | for EP Type |
| 23-46 | | 3C8-66112-0 | SHIFT LEVER STOPPER | 1 | 1 | 1 | |

Fig. 23

BOTTOM COWL · SHIFT



| Ref.No. | Part No. | Description | Q'ty | | | Remarks |
|---------|---------------|-----------------------------|-------|-------|--------|---------------------------|
| | | | M40D2 | M50D2 | MW50D2 | |
| 23-47 | 3C8-66116-0 | SHIFT LEVER STOPPER | 1 | 1 | 1 | |
| 23-48 | 9101F4-0610 | BOLT | 1 | 1 | 1 | |
| 23-49 | 940103-0600 | WASHER | 1 | 1 | 1 | |
| 23-50 | 3C8-66135-0 | SHIFT LEVER SHAFT | 1 | 1 | | for EP Type |
| 23-51 | 3AA-83719-0 | WASHER 8.5-18-1.6 | 2 | 2 | | for EP Type |
| 23-52 | 3B7-01046-0 | PLUG | 1 | 1 | | for EP Type |
| 23-53 | 3B7-83715-2 | CABLE JOINT | 1 | 1 | | for EP Type |
| 23-54 | 951603-0800 | SNAP PIN d=8 | 1 | 1 | | for EP Type |
| 23-55 | 3B2-70260-1 | FUEL CONNECTOR (MALE) | 1 | 1 | 1 | |
| 23-56 | 332-70261-0 | NUT 10-P1.25 | 1 | 1 | 1 | |
| 23-57 | 336-70112-0 | GASKET 10.2-16-0.5 | 1 | 1 | 1 | |
| 23-58 | 9101E3-0630 | BOLT | 4 | 4 | 4 | |
| 23-59 | 346-67115-0 | WASHER 6.5-21-1 | 4 | 4 | 4 | |
| 23-60 | 345-66226-0 | GROMMET 17-3 | 1 | 1 | 1 | |
| 23-61 | 3C8-66211-0 | SHIFT ROD | 1 | 1 | 1 | |
| 23-62 | 951403-0312 | SPRING PIN 3-12 | 1 | 1 | 1 | |
| 23-63 | 3C8Q83737-0 | CABLE CLIP BRACKET ASSY | 1 | 1 | | for EP Type |
| 23-64 | 3Z5-83738-0 | * CLUTCH CABLE CLIP BRACKET | 1 | 1 | | for EP Type |
| 23-65 | 3C8Q76118-0 | * CLAMP | 1 | 1 | | for EP Type |
| 23-66 | 910103-5612 | * BOLT | 1 | 1 | | for EP Type |
| 23-67 | 3C8-83821-0 | SCREW 4-20 P0.5 | 1 | 1 | | for EP Type |
| 23-68 | 941303-0400 | SPRING WASHER | 1 | 1 | | for EP Type |
| 23-69 | 3C8Q76118-0 | CLAMP | 1 | 1 | 1 | for MF/EF Type |
| 23-70 | 910103-5625 | BOLT | 1 | 1 | 1 | ALL |
| 23-71 | 910103-5616 | BOLT | 1 | 1 | | for EP Type |
| 23-72 | 369-84398-0 | BAND 158 | 1 | 1 | | M40/50D2 for PTT Model |
| 23-73 | 1 360-72025-0 | SPARK PLUG DECAL (B8HS10) | | | 1 | for MX50D2, MWX50D2 |
| 23-73 | 2 361-72026-0 | SPARK PLUG DECAL (BR7HS10) | 1 | | | for M40D2 |
| 23-73 | 3 3A3-72026-0 | SPARK PLUG DECAL (BR8HS10) | | 1 | | for M50D2, MW50D2 |

Fig. 23

BOTTOM COWL · SHIFT

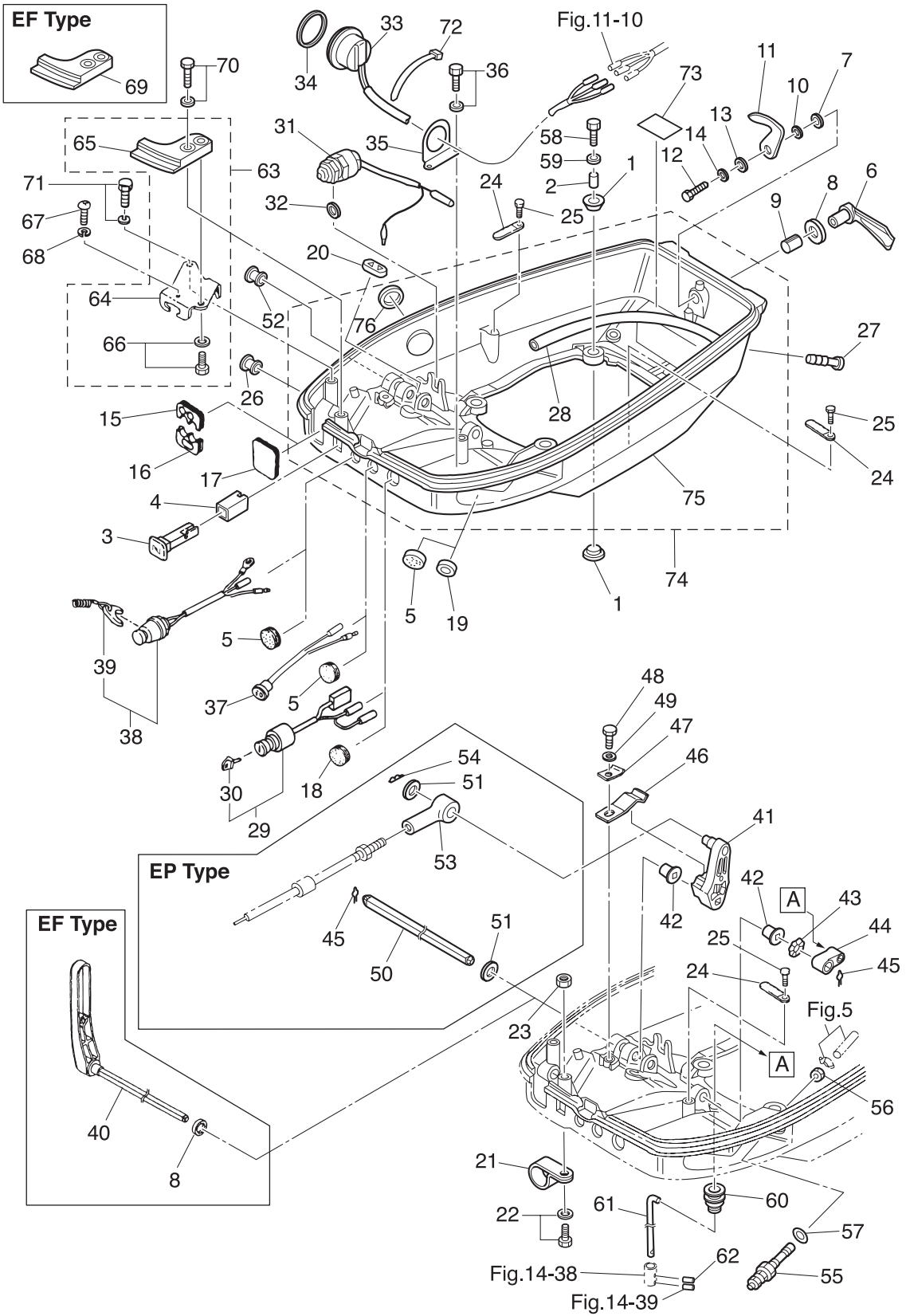
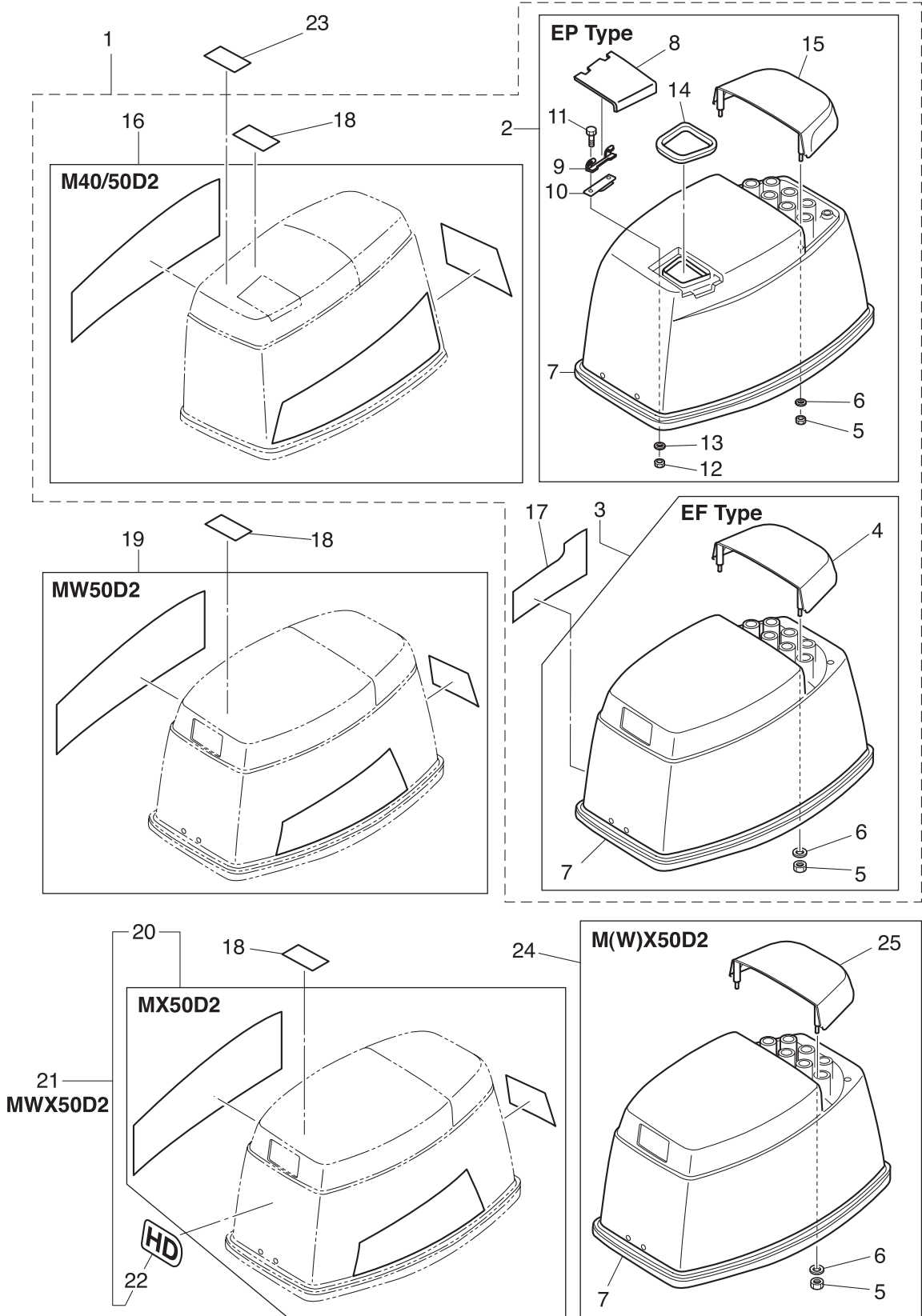


Fig. 24

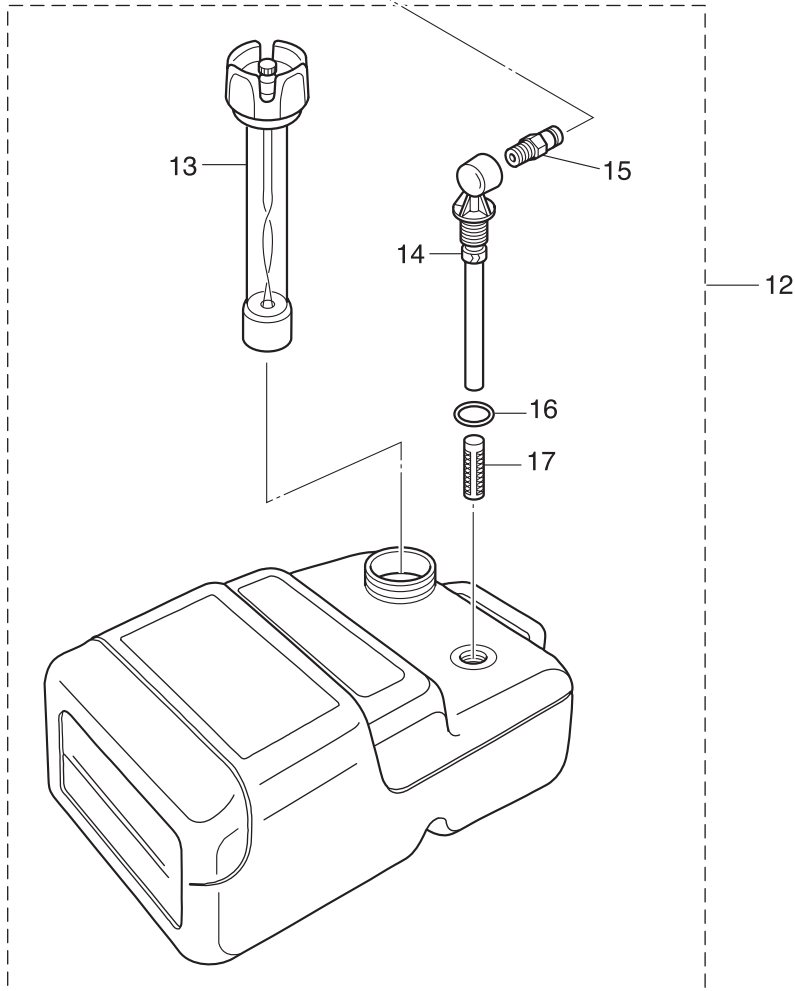
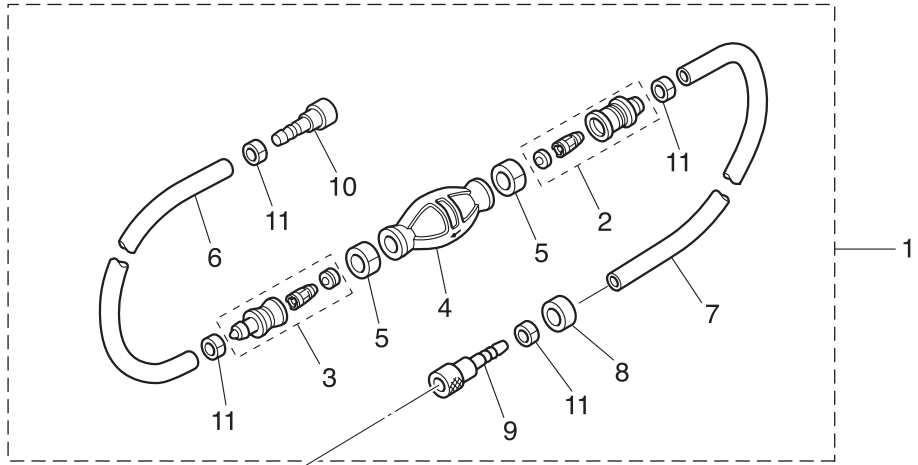
TOP COWL



| Ref.No. | Part No. | Description | Q'ty | | | Remarks | |
|---------|----------|-------------|---------------------|-------|---------|---------|-------------------------------------|
| | | | M40D2 | M50D2 | MWX50D2 | | |
| 24-1 | 1 | 3E3Q67645-6 | TOP COWL ASSY | 1 | 1 | | M40/50D2 Aqua Marine for EP Type |
| 24-1 | 2 | 3C8Q67645-5 | TOP COWL ASSY | 1 | 1 | | M40/50D2 Aqua Marine for MF/EF Type |
| 24-2 | | 3GFQ67640-0 | * TOP COWL SUB-ASSY | 1 | 1 | | M40/50D2 Aqua Marine for EP Type |
| 24-3 | | 3LCQ67640-0 | * TOP COWL SUB-ASSY | 1 | 1 | | M40/50D2 Aqua Marine for MF/EF Type |
| 24-4 | | 3C8Q67521-1 | ** TILT HANDLE | 1 | 1 | | M40/50D2 Aqua Marine for MF/EF Type |
| 24-5 | | 930403-0600 | ** NYLON NUT 6-P1.0 | 4 | 4 | 4 | |
| 24-6 | | 3C8-66308-0 | ** WASHER 6-16-1.5 | 4 | 4 | 4 | |
| 24-7 | | 3C8-67501-1 | ** TOP COWL SEAL | 1 | 1 | 1 | |
| 24-8 | | 3E3Q67210-1 | ** FILLER LID | 1 | 1 | | M40/50D2 Aqua Marine for EP Type |
| 24-9 | | 3B7-67211-0 | ** FILLER LID HINGE | 1 | 1 | | M40/50D2 for EP Type |
| 24-10 | | 3C8-67212-1 | ** SPRING | 1 | 1 | | M40/50D2 for EP Type |
| 24-11 | | 910103-0614 | ** BOLT | 2 | 2 | | M40/50D2 for EP Type |
| 24-12 | | 930103-0600 | ** NUT | 2 | 2 | | M40/50D2 for EP Type |
| 24-13 | | 941303-0600 | ** SPRING WASHER | 2 | 2 | | M40/50D2 for EP Type |
| 24-14 | | 3E3-67213-0 | ** SEAL L=275 | 1 | 1 | | M40/50D2 for EP Type |
| 24-15 | | 3E3Q67521-1 | ** TILT HANDLE | 1 | 1 | | M40/50D2 Aqua Marine for EP Type |
| 24-16 | 1 | 3C8-87801-2 | * DECAL SET (M40D2) | 1 | | | M40D2 |
| 24-16 | 2 | 3E3-87801-2 | * DECAL SET (M50D2) | | 1 | | M50D2 |
| 24-17 | | 3C8-67578-0 | * SHIFT DECAL | 1 | 1 | | M40/50D2 for MF/EF Type |
| 24-18 | | 3C7-72180-3 | * CAUTION DECAL (A) | 1 | 1 | 1 | ALL |
| 24-19 | | 3S7-87802-0 | DECAL SET (MW50D2) | | 1 | | MW50D2 |
| 24-20 | | 3MC-87801-0 | DECAL SET (MX50D2) | | | 1 | MX50D2 |
| 24-21 | | 3LC-87801-0 | DECAL SET (MWX50D2) | | | 1 | MWX50D2 |
| 24-22 | | 3LC-67534-0 | * SYMBOL DECAL | | | 1 | MWX50D2 |
| 24-23 | | 3T1-72043-0 | OIL CAUTION DECAL | 1 | 1 | | M40/50D2 for EPO/EPTO Model |
| 24-24 | | 3LCH67640-0 | TOP COWL SUB-ASSY | | | 1 | MX50D2, MWX50D2 Silver |
| 24-25 | | 3C8H67521-1 | * TILT HANDLE | | | 1 | MX50D2, MWX50D2 Silver |
| | | | | | | | |
| | | | | | | | |

Fig. 25

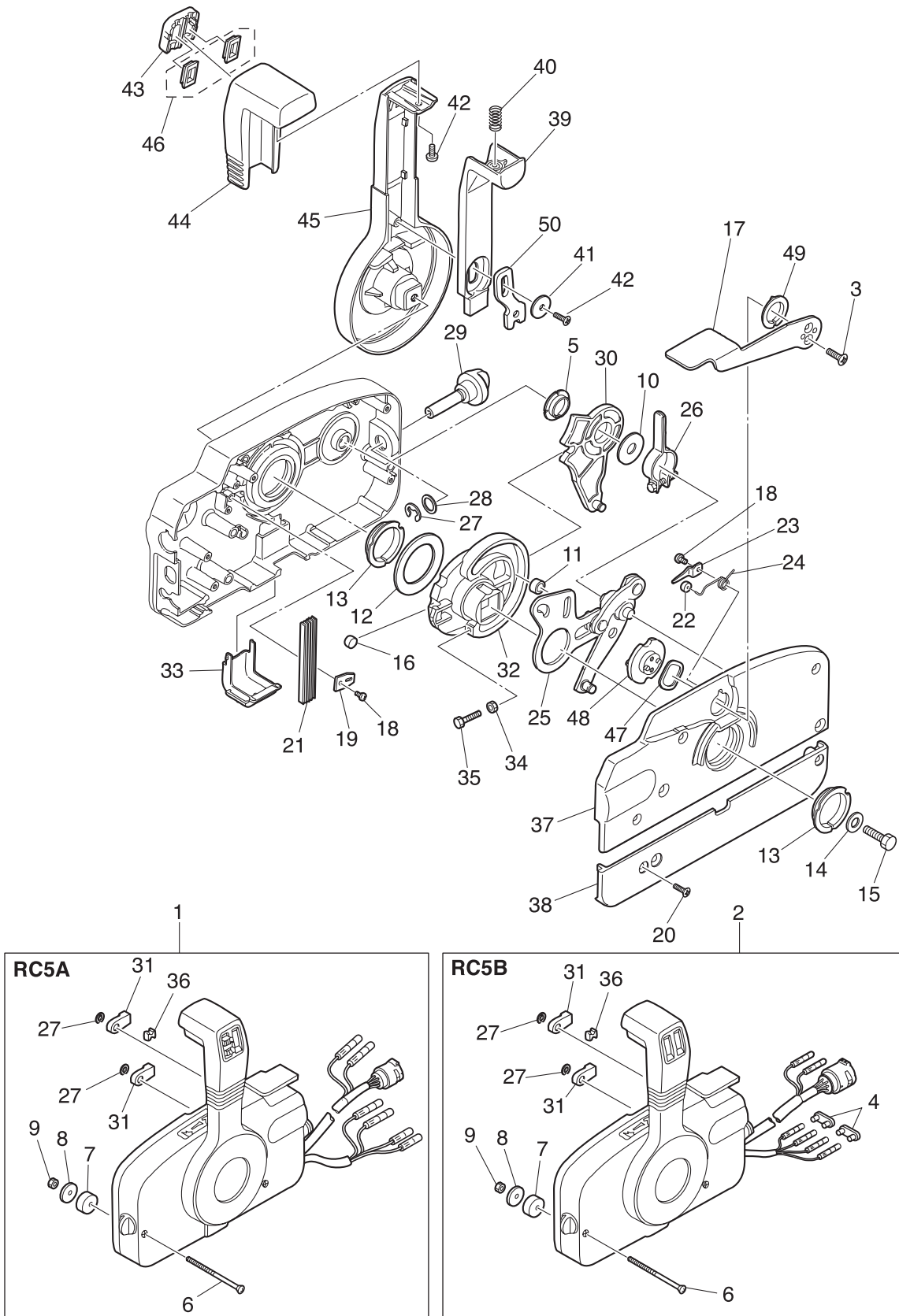
FUEL TANK



| Ref.No. | Part No. | Description | Q'ty | | | Remarks |
|---------|-------------|----------------------------------|-------|-------|--------|----------------|
| | | | M40D2 | M50D2 | MW50D2 | |
| 25-1 | 3B7-70200-4 | PRIMER BULB ASSY | 1 | 1 | 1 | |
| 25-2 | 3C7-70220-1 | * JOINT ASSY (INLET) | 1 | 1 | 1 | |
| 25-3 | 3C7-70224-1 | * JOINT ASSY (OUTLET) | 1 | 1 | 1 | |
| 25-4 | 3C7-70211-1 | * PRIMER BULB | 1 | 1 | 1 | |
| 25-5 | 3C7-70217-0 | * CLAMP | 2 | 2 | 2 | |
| 25-6 | 98AB-70-700 | * HOSE | 1 | 1 | 1 | 98AB-701000 |
| 25-7 | 98AB-701600 | * HOSE | 1 | 1 | 1 | 98AB-701000 x2 |
| 25-8 | 3B7-70280-1 | * FUEL CONNECTOR MARK | 1 | 1 | 1 | |
| 25-9 | 3GF-70281-0 | * FUEL CONNECTOR | 1 | 1 | 1 | |
| 25-10 | 3GF-70250-0 | * FUEL CONNECTOR | 1 | 1 | 1 | |
| 25-11 | 332-70201-0 | * CLAMP | 4 | 4 | 4 | |
| 25-12 | 3C7-70177-1 | FUEL TANK ASSY 25L | 1 | 1 | 1 | |
| 25-13 | 3C7-70050-1 | * FUEL GAUGE VENT CAP ASSY (25L) | 1 | 1 | 1 | |
| 25-14 | 3C7-70155-0 | * PICK-UP ELBOW ASSY (25L) | 1 | 1 | 1 | |
| 25-15 | 3E0-70270-0 | * QUICK-CONNECTOR (MALE) | 1 | 1 | 1 | |
| 25-16 | 3C7-70199-0 | * O-RING | 1 | 1 | 1 | |
| 25-17 | 3C7-70113-0 | * FILTER | 1 | 1 | 1 | |
| | | | | | | |
| | | | | | | |
| | | | | | | |
| | | | | | | |
| | | | | | | |
| | | | | | | |
| | | | | | | |
| | | | | | | |
| | | | | | | |
| | | | | | | |
| | | | | | | |
| | | | | | | |
| | | | | | | |
| | | | | | | |
| | | | | | | |
| | | | | | | |
| | | | | | | |
| | | | | | | |
| | | | | | | |
| | | | | | | |
| | | | | | | |

Fig. 26

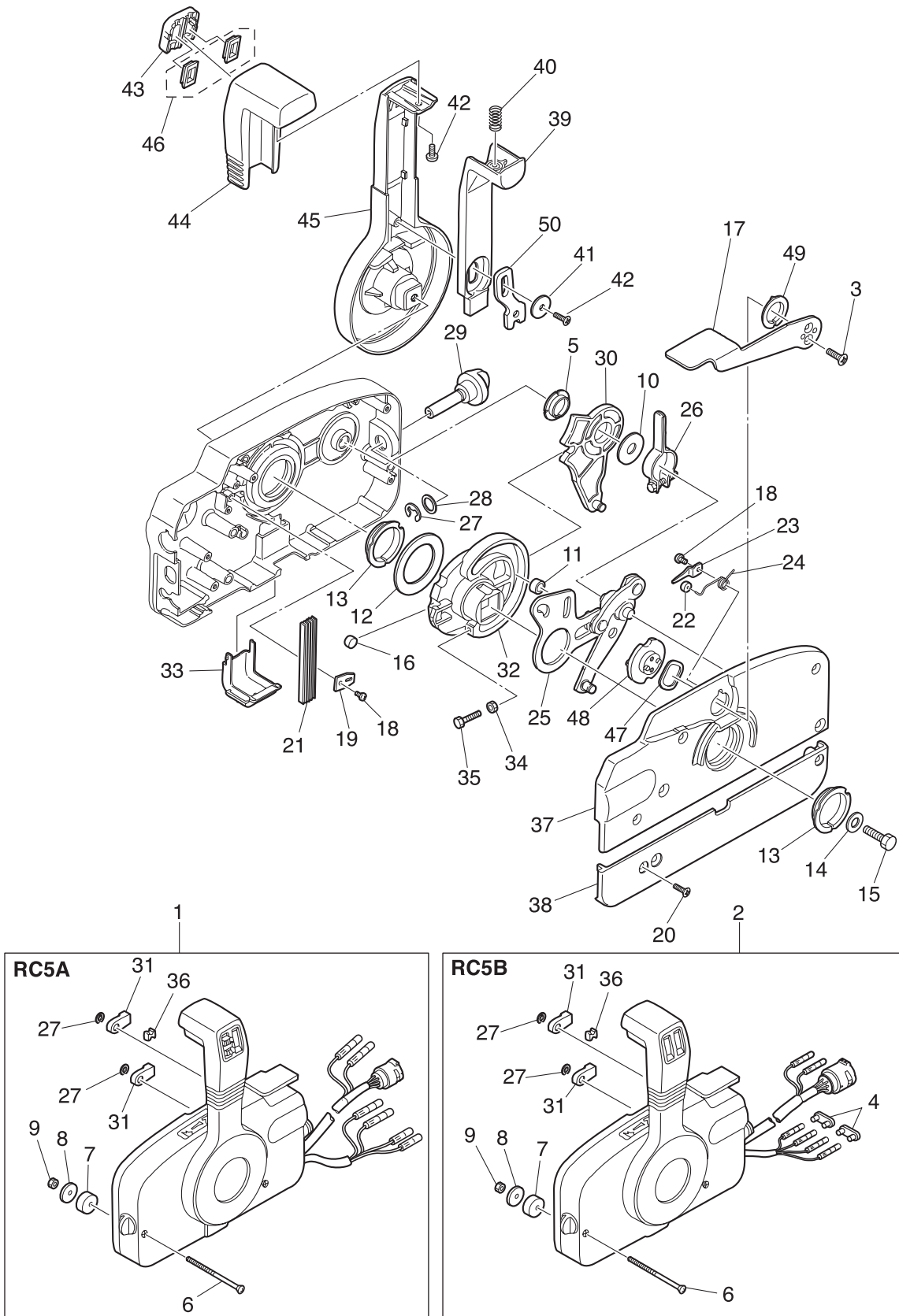
COMPONENT PARTS OF REMOTE CONTROL



| Ref.No. | Part No. | Description | Q'ty | | | Remarks |
|---------|-------------|---------------------------------|-------|-------|--------|----------------------------|
| | | | M40D2 | M50D2 | MX50D2 | |
| 26-1 | 3ACQ84330-0 | REMOTE CONTROL HEAD ASSY (RC5A) | 1 | 1 | | RC5A for EPT/EPTO Model |
| 26-2 | 3B7Q84340-3 | REMOTE CONTROL HEAD ASSY (RC5B) | 1 | 1 | | RC5B for EPO Model |
| 26-3 | 921603-0512 | * SCREW | 2 | 2 | | |
| 26-4 | 353-76037-0 | * CABLE TERMINAL PLUG | 2 | 2 | | RC5B for EPO Model |
| 26-5 | 3A3-84432-0 | * BUSHING | 1 | 1 | | |
| 26-6 | 3A3-84375-0 | * SCREW | 3 | 3 | | |
| 26-7 | 3A3-84374-0 | * SPACER | 3 | 3 | | |
| 26-8 | 353-84371-0 | * WASHER | 3 | 3 | | |
| 26-9 | 930103-0600 | * NUT | 3 | 3 | | |
| 26-10 | 3A3-84383-0 | * WASHER | 1 | 1 | | |
| 26-11 | 3A3-84421-0 | * ROLLER | 1 | 1 | | |
| 26-12 | 3A3-84422-0 | * THRUST PLATE | 1 | 1 | | |
| 26-13 | 3A3-84431-0 | * BUSHING | 2 | 2 | | |
| 26-14 | 940103-0800 | * WASHER | 1 | 1 | | |
| 26-15 | 3A3-84442-0 | * BOLT | 1 | 1 | | |
| 26-16 | 353-84388-0 | * DETENT ROLLER | 1 | 1 | | |
| 26-17 | 3B7Q84312-0 | * FREE THROTTLE LEVER | 1 | 1 | | |
| 26-18 | 921503-0406 | * SCREW | 2 | 2 | | |
| 26-19 | 3A3-84423-0 | * DETENT RETAINER | 1 | 1 | | |
| 26-20 | 921603-0518 | * SCREW | 5 | 5 | | |
| 26-21 | 3A3-84307-0 | * DETENT SPRING | 5 | 5 | | |
| 26-22 | 3A3-84424-0 | * FREE THROTTLE ROLLER | 1 | 1 | | |
| 26-23 | 3A3-84426-0 | * ROLLER RETAINER | 1 | 1 | | |
| 26-24 | 3A3-84425-0 | * FREE THROTTLE SPRING | 1 | 1 | | |
| 26-25 | 3A3-84365-1 | * THROTTLE ARM | 1 | 1 | | |
| 26-26 | 3A3-84428-0 | * THROTTLE FRICTION ARM | 1 | 1 | | |
| 26-27 | 945303-0600 | * E-RING d=6 | 3 | 3 | | |
| 26-28 | 353-84394-0 | * WASHER | 1 | 1 | | |
| 26-29 | 3A3-84427-0 | * ADJUST SCREW | 1 | 1 | | |

Fig. 26

COMPONENT PARTS OF REMOTE CONTROL



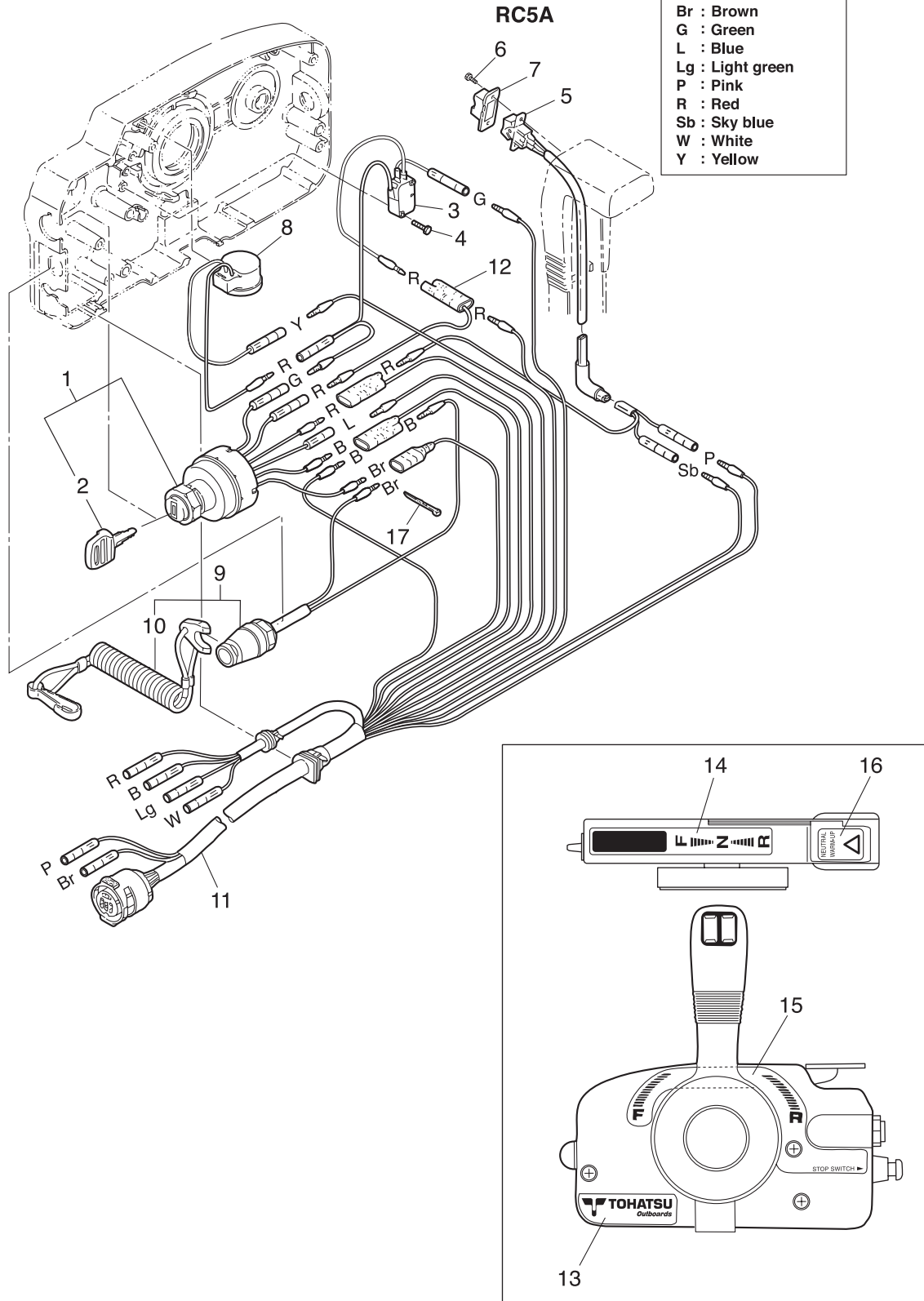
| Ref.No. | Part No. | Description | Q'ty | | | Remarks |
|---------|---------------|-----------------------|-------|-------|--------|----------------------------|
| | | | M40D2 | M50D2 | MX50D2 | |
| 26-30 | 3A3-84381-0 | * SHIFT GEAR ASSY | 1 | 1 | | |
| 26-31 | 3A3-83314-2 | * CABLE TERMINAL | 2 | 2 | | |
| 26-32 | 3A3-84364-2 | * DRIVE GEAR | 1 | 1 | | |
| 26-33 | 3A3-84429-0 | * WIRE COVER | 1 | 1 | | |
| 26-34 | 930103-0500 | * NUT | 1 | 1 | | |
| 26-35 | 910103-0525 | * BOLT | 1 | 1 | | |
| 26-36 | 3A3-84376-0 | * GROMMET | 1 | 1 | | |
| 26-37 | 3B7Q84441-0 | * REAR HOUSING | 1 | 1 | | |
| 26-38 | 3B7Q84366-0 | * REAR PANEL | 1 | 1 | | |
| 26-39 | 3A3-84401-0 | * NEUTRAL LOCK ARM | 1 | 1 | | |
| 26-40 | 3A3-84403-0 | * NEUTRAL LOCK SPRING | 1 | 1 | | |
| 26-41 | 3A3-84407-0 | * WASHER | 1 | 1 | | |
| 26-42 | 921503-0510 | * SCREW | 2 | 2 | | |
| 26-43 | 3A3-84451-0 | * TILT SWITCH COVER | 1 | 1 | | |
| 26-44 | 3A3-84404-0 | * GRIP | 1 | 1 | | |
| 26-45 | 3B7Q84343-0 | * CONTROL LEVER | 1 | 1 | | |
| 26-46 | 1 3A3-84452-0 | * TILT SWITCH PLUG | 2 | 2 | | RC5B for EPO Model |
| 26-46 | 2 3A3-84452-0 | * TILT SWITCH PLUG | 1 | 1 | | RC5A for EPT/EPTO Model |
| 26-47 | 3A3-84368-0 | * WAVE WASHER | 1 | 1 | | |
| 26-48 | 3A3-84391-0 | * FREE THROTTLE DRUM | 1 | 1 | | |
| 26-49 | 3A3-84435-0 | * BUSHING | 1 | 1 | | |
| 26-50 | 3A3-84406-0 | * PLATE | 1 | 1 | | |
| | | | | | | |
| | | | | | | |
| | | | | | | |
| | | | | | | |
| | | | | | | |
| | | | | | | |
| | | | | | | |
| | | | | | | |
| | | | | | | |
| | | | | | | |
| | | | | | | |

Fig. 27

COMPONENT PARTS OF REMOTE CONTROL (ELECTRIC PARTS)

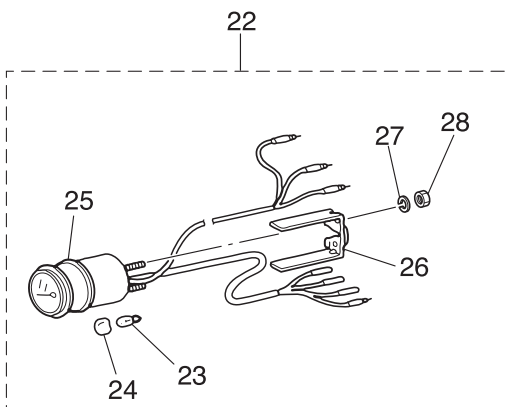
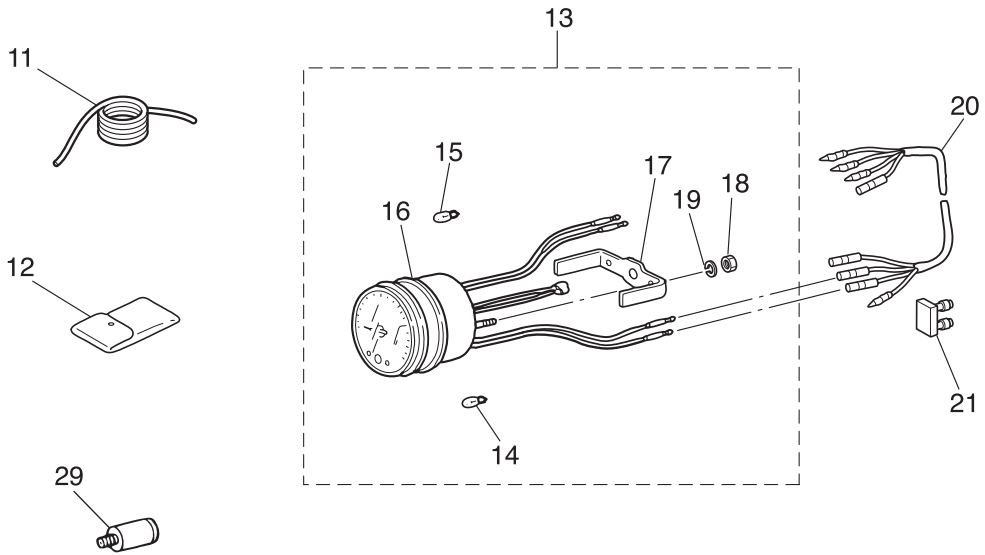
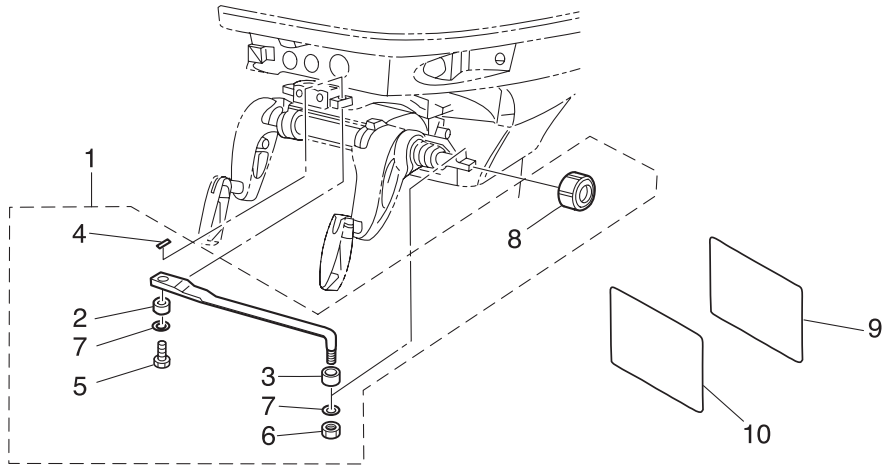
Cord Colors

- B : Black
- Br : Brown
- G : Green
- L : Blue
- Lg : Light green
- P : Pink
- R : Red
- Sb : Sky blue
- W : White
- Y : Yellow



| Ref.No. | Part No. | Description | Q'ty | | | Remarks |
|---------|---------------|------------------------------|--------|-----------------|------------------|----------------------------|
| | | | MA40D2 | MW50D2 M50D2 | MW50D2 MX50D2 | |
| 27-1 | 353-76020-3 | MAIN SWITCH ASSY | 1 | 1 | | |
| 27-2 | 1 3F3-76217-0 | * MAIN SWITCH KEY No.301 | A | A | | |
| 27-2 | 2 3F3-76218-0 | * MAIN SWITCH KEY No.302 | A | A | | |
| 27-2 | 3 3F3-76219-0 | * MAIN SWITCH KEY No.303 | A | A | | |
| 27-3 | 3A3-76086-1 | NEUTRAL SWITCH (REMOTE CONT) | 1 | 1 | | |
| 27-4 | 921503-0315 | SCREW | 2 | 2 | | |
| 27-5 | 3A3-72560-0 | PTT SWITCH ASSY | 1 | 1 | | RC5A for EPT/EPTO Model |
| 27-6 | 921503-0206 | SCREW | 2 | 2 | | RC5A for EPT/EPTO Model |
| 27-7 | 3A3-72591-0 | PTT SWITCH COVER | 1 | 1 | | RC5A for EPT/EPTO Model |
| 27-8 | 3C8-76171-0 | OVERHEAT BUZZER | 1 | 1 | | |
| 27-9 | 3A3-06830-0 | STOP SWITCH ASSY | 1 | 1 | | |
| 27-10 | 353-06821-0 | * STOP SWITCH LANYARD ASSY | 1 | 1 | | |
| 27-11 | 3A3-76115-1 | CORD ASSY L=6200 | 1 | 1 | | |
| 27-12 | 353-72546-0 | ASSIST CORD (RED) L=200 | 1 | 1 | | |
| 27-13 | 3N5-84333-0 | DECAL (TOHATSU) | 1 | 1 | | |
| 27-14 | 3N5-84336-0 | SHIFT POSITION DECAL | 1 | 1 | | |
| 27-15 | 3N5-84465-0 | SHIFT POSITION SIDE DECAL | 1 | 1 | | |
| 27-16 | 3N5-84331-0 | DECAL (LEVER) | 1 | 1 | | |
| 27-17 | 3A3-84398-0 | BAND | 2 | 2 | | |
| | | | | | | |
| | | | | | | |
| | | | | | | |
| | | | | | | |
| | | | | | | |
| | | | | | | |
| | | | | | | |
| | | | | | | |
| | | | | | | |
| | | | | | | |
| | | | | | | |
| | | | | | | |
| | | | | | | |
| | | | | | | |
| | | | | | | |
| | | | | | | |
| | | | | | | |
| | | | | | | |

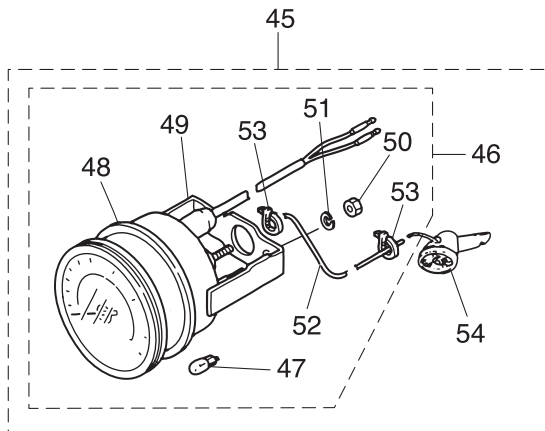
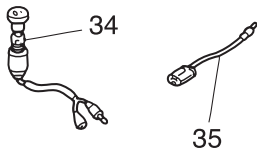
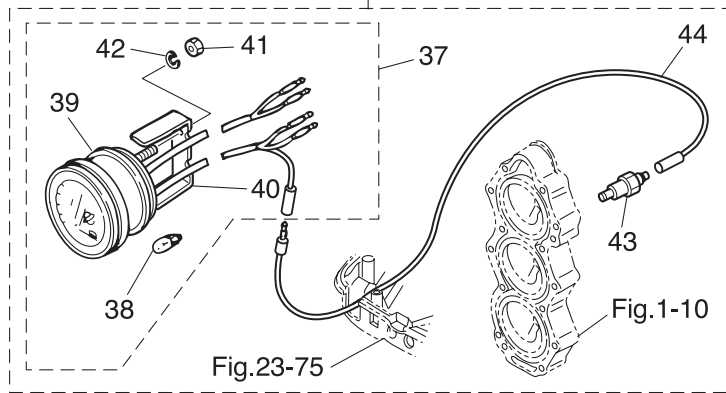
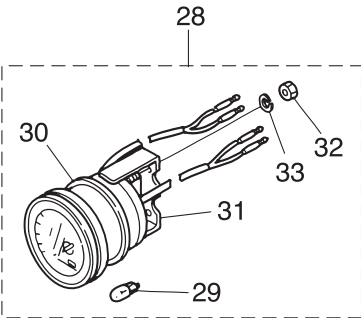
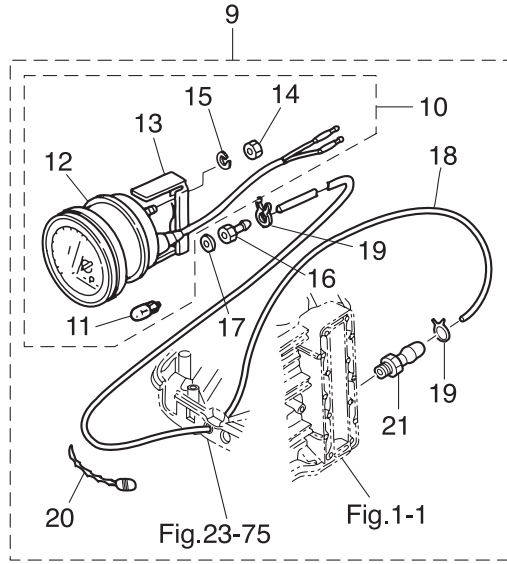
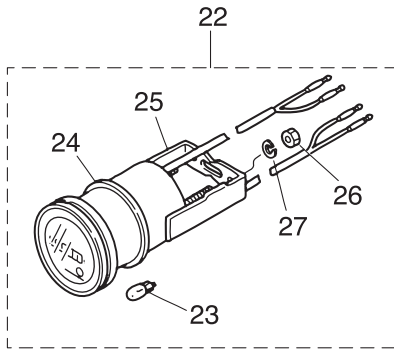
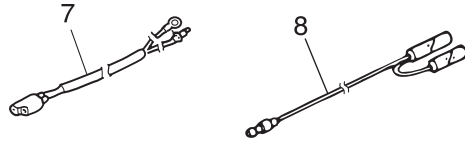
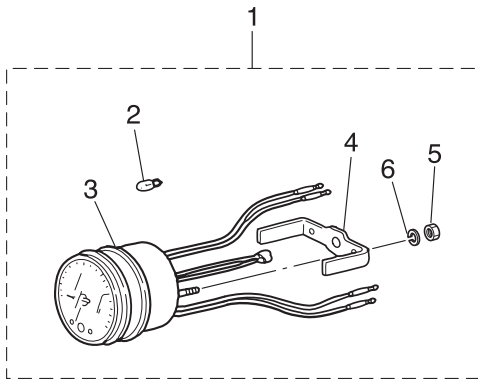
Fig. 28 ACCESSORIES



| Ref.No. | Part No. | Description | Q'ty | | | Remarks |
|---------|-------------|---------------------------|-------|-------|--------|---------------------------------|
| | | | M40D2 | M50D2 | MW50D2 | |
| 28-1 | 3C8-84910-2 | DRAG LINK ASSY | 1 | 1 | | M40/50D2 for EP Type |
| 28-2 | 3C8-84914-1 | * COLLAR 9.6-13-6.5 | 1 | 1 | | |
| 28-3 | 3C8-84916-0 | * COLLAR 9.6-19-6 | 1 | 1 | | |
| 28-4 | 951503-0215 | * SPLIT PIN | 1 | 1 | | |
| 28-5 | 3C8-84917-0 | * BOLT 3/8-19 | 1 | 1 | | |
| 28-6 | 353-84918-0 | * NYLON NUT 3/8-24UNF | 1 | 1 | | |
| 28-7 | 353-84916-0 | * WASHER 9.6-18-2 | 2 | 2 | | |
| 28-8 | 3F3-84908-0 | * SEAL RING | 1 | 1 | | |
| 28-9 | 3B7-72043-0 | OIL CAUTION DECAL | 1 | 1 | | for Automixing Model |
| 28-10 | 3C8-72051-0 | BUZZER CAUTION DECAL | 1 | 1 | | for EP Type |
| 28-11 | 3B7-72201-0 | SAFETY ROPE ϕ 6-1600 | 1 | 1 | | for M40/50D2, MW50D2 |
| 28-12 | 3C8-72100-1 | TOOL KIT | 1 | 1 | 1 | |
| 28-13 | 3N8-72640-1 | TACHOMETER W/OIL LAMP | 1 | 1 | | for EP Type Automixing Model |
| 28-14 | 3B7-72658-0 | * OIL BULB 12V-1.7W | 1 | 1 | | for EP Type Automixing Model |
| 28-15 | 3B7-72659-0 | * METER BULB 12V-1.8W | 1 | 1 | | |
| 28-16 | 3B7-72656-0 | * METER DAMPER | 1 | 1 | | |
| 28-17 | 3B7-72661-0 | * FITTING PLATE | 1 | 1 | | |
| 28-18 | 930103-0500 | * NUT | 2 | 2 | | |
| 28-19 | 941303-0500 | * SPRING WASHER | 2 | 2 | | |
| 28-20 | 3A3-72537-1 | METER LEAD WIRE L=2000 | 1 | 1 | | for EP Type |
| 28-21 | 353-76037-0 | CABLE TERMINAL PLUG | 1 | 1 | | for EP Type |
| 28-22 | 3T1-72571-0 | TRIM METER ASSY | 1 | 1 | | for EP TO Model |
| 28-23 | 3T1-72659-0 | * METER BULB 12V-1.7W | 1 | 1 | | |
| 28-24 | 3T1-72653-0 | * METER BULB CAP | 1 | 1 | | |
| 28-25 | 3B7-72655-0 | * METER DAMPER | 1 | 1 | | |
| 28-26 | 3T1-72665-0 | * FITTING PLATE | 1 | 1 | | |
| 28-27 | 941303-0400 | * SPRING WASHER | 2 | 2 | | |
| 28-28 | 930203-0400 | * NUT | 2 | 2 | | |
| 28-29 | 3B7-60007-0 | FLUSHING PLUG | 1 | 1 | 1 | |

Fig. 29

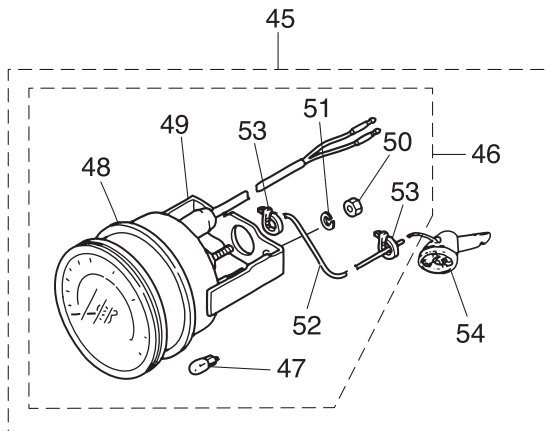
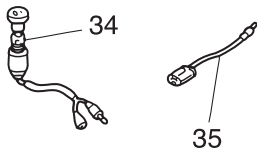
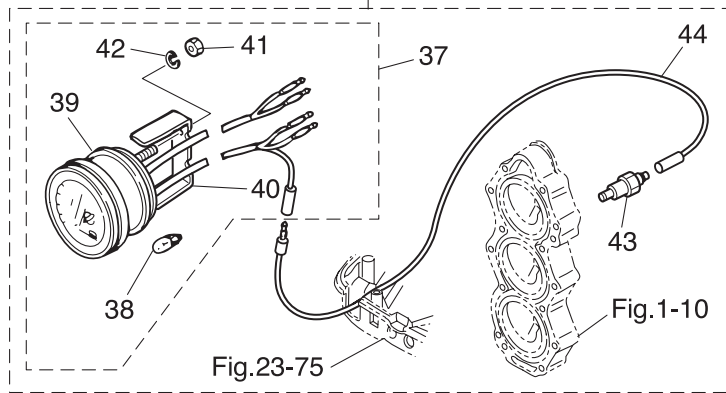
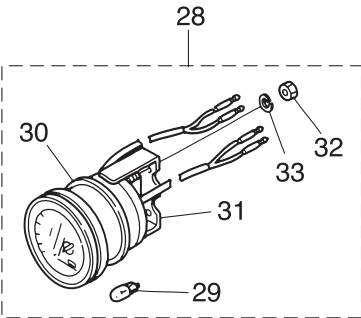
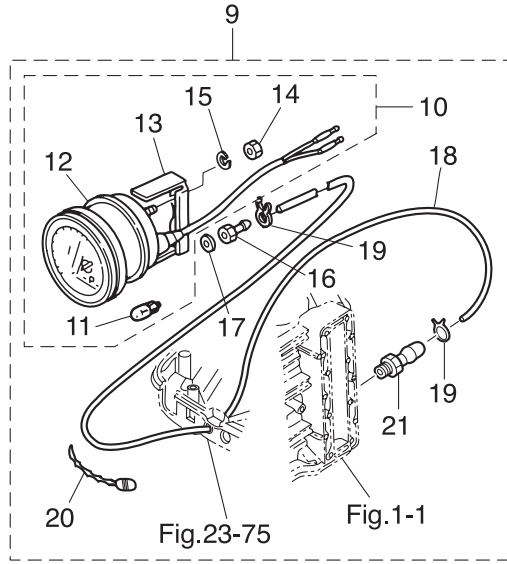
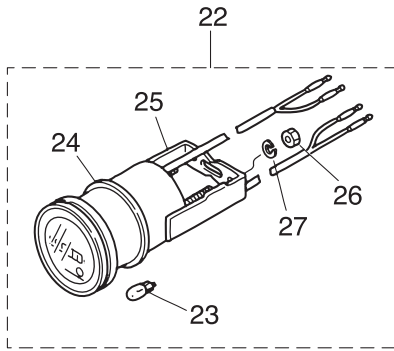
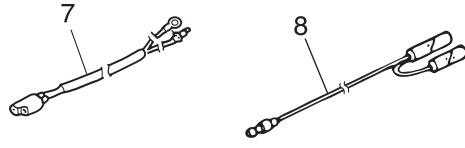
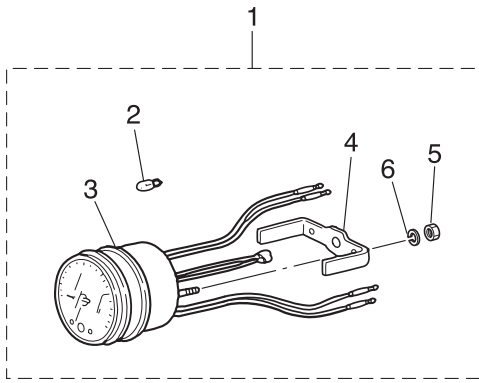
OPTIONAL PARTS (1)



| Ref.No. | Part No. | Description | Q'ty | | | Remarks |
|---------|---------------|-------------------------------|-------|-------|--------|-------------------------------|
| | | | M40D2 | M50D2 | MX50D2 | |
| 29-1 | 3B7-72530-2 | TACHOMETER ASSY | 1 | 1 | 1 | for Premixing Model |
| 29-2 | 3B7-72659-0 | * METER BULB 12V-1.8W | 1 | 1 | 1 | |
| 29-3 | 3B7-72656-0 | * METER DAMPER | 1 | 1 | 1 | |
| 29-4 | 3B7-72661-0 | * FITTING PLATE | 1 | 1 | 1 | |
| 29-5 | 930103-0500 | * NUT | 2 | 2 | 2 | |
| 29-6 | 941303-0500 | * SPRING WASHER | 2 | 2 | 2 | |
| 29-7 | 361-72539-0 | TACHOMETER LEAD WIRE L=6000 | 1 | 1 | 1 | for Premixing Model |
| 29-8 | 1 361-72542-0 | SEPARATE CORD | 1 | 1 | 1 | for Premixing Model White |
| 29-8 | 2 361-72543-0 | SEPARATE CORD | 1 | 1 | 1 | for Premixing Model Yellow |
| 29-9 | 3E3-72527-0 | WATER PRESSURE METER KIT | 1 | 1 | | for EP Type |
| 29-10 | 3E0-72598-0 | * WATER PRESSURE METER ASSY | 1 | 1 | | |
| 29-11 | 3B7-72657-0 | ** METER BULB 12V-1.7W | 1 | 1 | | |
| 29-12 | 3B7-72655-0 | ** METER DAMPER | 1 | 1 | | |
| 29-13 | 3B7-72663-0 | ** FITTING PLATE | 1 | 1 | | |
| 29-14 | 930203-0500 | ** NUT | 2 | 2 | | |
| 29-15 | 941303-0500 | ** SPRING WASHER | 2 | 2 | | |
| 29-16 | 3B7-72641-0 | * WATER PRESSURE METER NIPPLE | 1 | 1 | | |
| 29-17 | 121-33159-0 | * GASKET 2-8-1 | 1 | 1 | | |
| 29-18 | 98AB-506000 | * HOSE | 1 | 1 | | 98AB-501000 x6 |
| 29-19 | 338-02215-0 | * CLIP ϕ 10 | 2 | 2 | | |
| 29-20 | 336-76091-0 | * LEAD WIRE BAND 100 | 2 | 2 | | |
| 29-21 | 309-01136-0 | * NIPPLE 8-6.8 | 1 | 1 | | |
| 29-22 | 3E0-72524-0 | HOUR METER ASSY | 1 | 1 | | for EP Type |
| 29-23 | 3B7-72657-0 | * METER BULB 12V-1.7W | 1 | 1 | | |
| 29-24 | 3B7-72655-0 | * METER DAMPER | 1 | 1 | | |
| 29-25 | 3B7-72664-0 | * FITTING PLATE | 1 | 1 | | |
| 29-26 | 930203-0400 | * NUT | 2 | 2 | | |
| 29-27 | 941303-0400 | * SPRING WASHER | 2 | 2 | | |
| 29-28 | 3E0-72529-0 | VOLTMETER ASSY | 1 | 1 | | for EP Type |

Fig. 29

OPTIONAL PARTS (1)



| Ref.No. | Part No. | Description | Q'ty | | | Remarks |
|---------|---------------|--------------------------------|-------|-------|---------|-------------|
| | | | M40D2 | M50D2 | MWX50D2 | |
| 29-29 | 3B7-72657-0 | * METER BULB 12V-1.7W | 1 | 1 | | |
| 29-30 | 3B7-72655-0 | * METER DAMPER | 1 | 1 | | |
| 29-31 | 3B7-72662-0 | * FITTING PLATE | 1 | 1 | | |
| 29-32 | 930203-0400 | * NUT | 2 | 2 | | |
| 29-33 | 941303-0400 | * SPRING WASHER | 2 | 2 | | |
| 29-34 | 353-72521-1 | METER LAMP SWITCH | 1 | 1 | | |
| 29-35 | 1 353-72547-0 | ASSIST CORD (BLU) L=200 | 1 | 1 | | |
| 29-35 | 2 353-72548-0 | ASSIST CORD (BLK) L=200 | 1 | 1 | | |
| 29-35 | 3 353-72546-0 | ASSIST CORD (RED) L=200 | 1 | 1 | | |
| 29-36 | 3E0-72526-0 | WATER TEMPERATURE METER KIT | 1 | 1 | | for EP Type |
| 29-37 | 3E0-72597-0 | * WATER TEMPERATURE METER ASSY | 1 | 1 | | |
| 29-38 | 3B7-72657-0 | ** METER BULB 12V-1.7W | 1 | 1 | | |
| 29-39 | 3B7-72655-0 | ** METER DAMPER | 1 | 1 | | |
| 29-40 | 3B7-72662-0 | ** FITTING PLATE | 1 | 1 | | |
| 29-41 | 930203-0400 | ** NUT | 2 | 2 | | |
| 29-42 | 941303-0400 | ** SPRING WASHER | 2 | 2 | | |
| 29-43 | 3B7-72514-0 | * WATER TEMPERATURE SENSOR | 1 | 1 | | |
| 29-44 | 3B7-72518-0 | * LEAD WIRE L=7700 | 1 | 1 | | |
| 29-45 | 1 3E0-72644-0 | SPEEDOMETER KIT (75MPH) | 1 | 1 | | for EP Type |
| 29-45 | 2 3E0-72522-0 | SPEEDOMETER KIT (50MPH) | 1 | 1 | | for EP Type |
| 29-46 | 1 3E0-72649-0 | * SPEEDOMETER ASSY (75MPH) | 1 | 1 | | |
| 29-46 | 2 3E0-72648-0 | * SPEEDOMETER ASSY (50MPH) | 1 | 1 | | |
| 29-47 | 3B7-72659-0 | ** METER BULB 12V-1.8W | 1 | 1 | | |
| 29-48 | 3B7-72656-0 | ** METER DAMPER | 1 | 1 | | |
| 29-49 | 3B7-72661-0 | ** FITTING PLATE | 1 | 1 | | |
| 29-50 | 930203-0500 | ** NUT | 2 | 2 | | |
| 29-51 | 941303-0500 | ** SPRING WASHER | 2 | 2 | | |
| 29-52 | 3B7-72650-0 | ** SPEEDOMETER TUBE L=6000 | 1 | 1 | | |
| 29-53 | 3B7-72651-0 | ** SPEEDOMETER BAND | 2 | 2 | | |

Fig. 29

OPTIONAL PARTS (1)

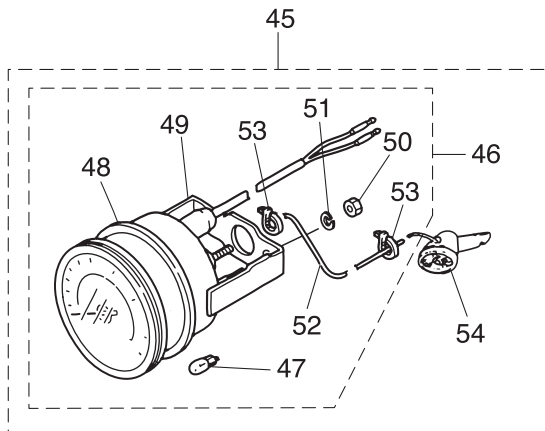
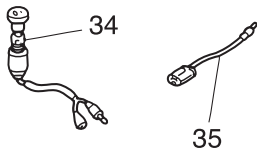
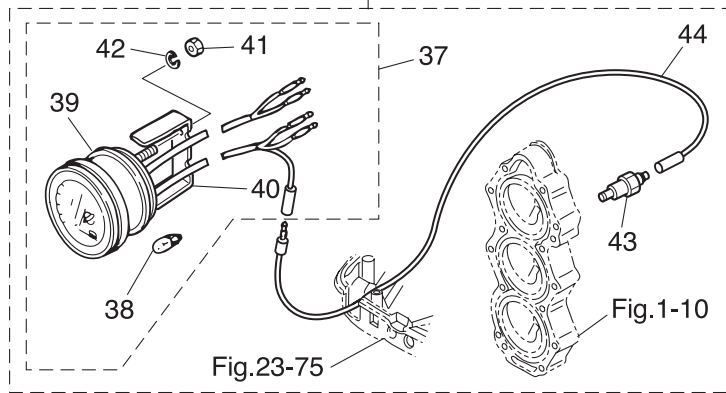
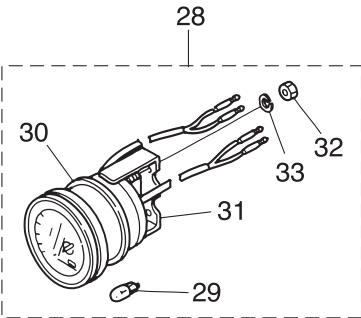
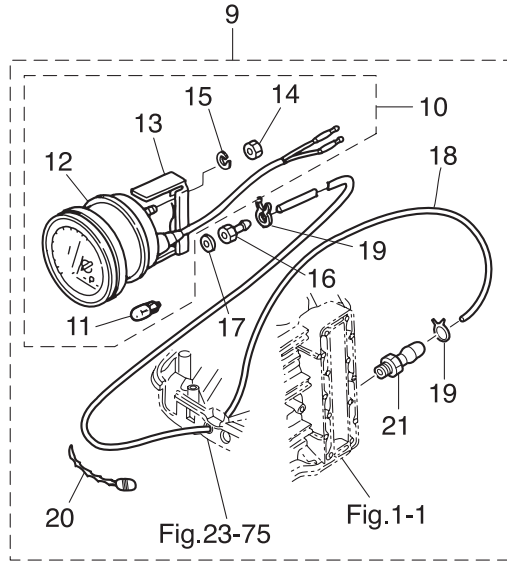
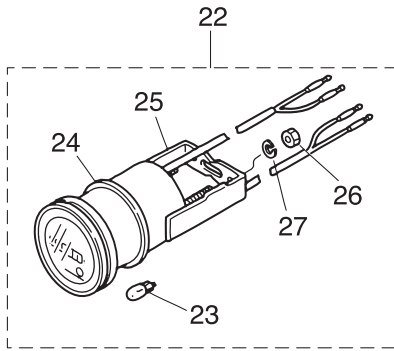
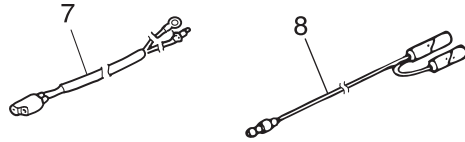
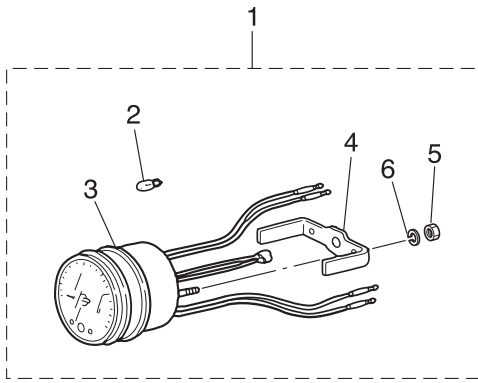


Fig. 30 OPTIONAL PARTS (2)

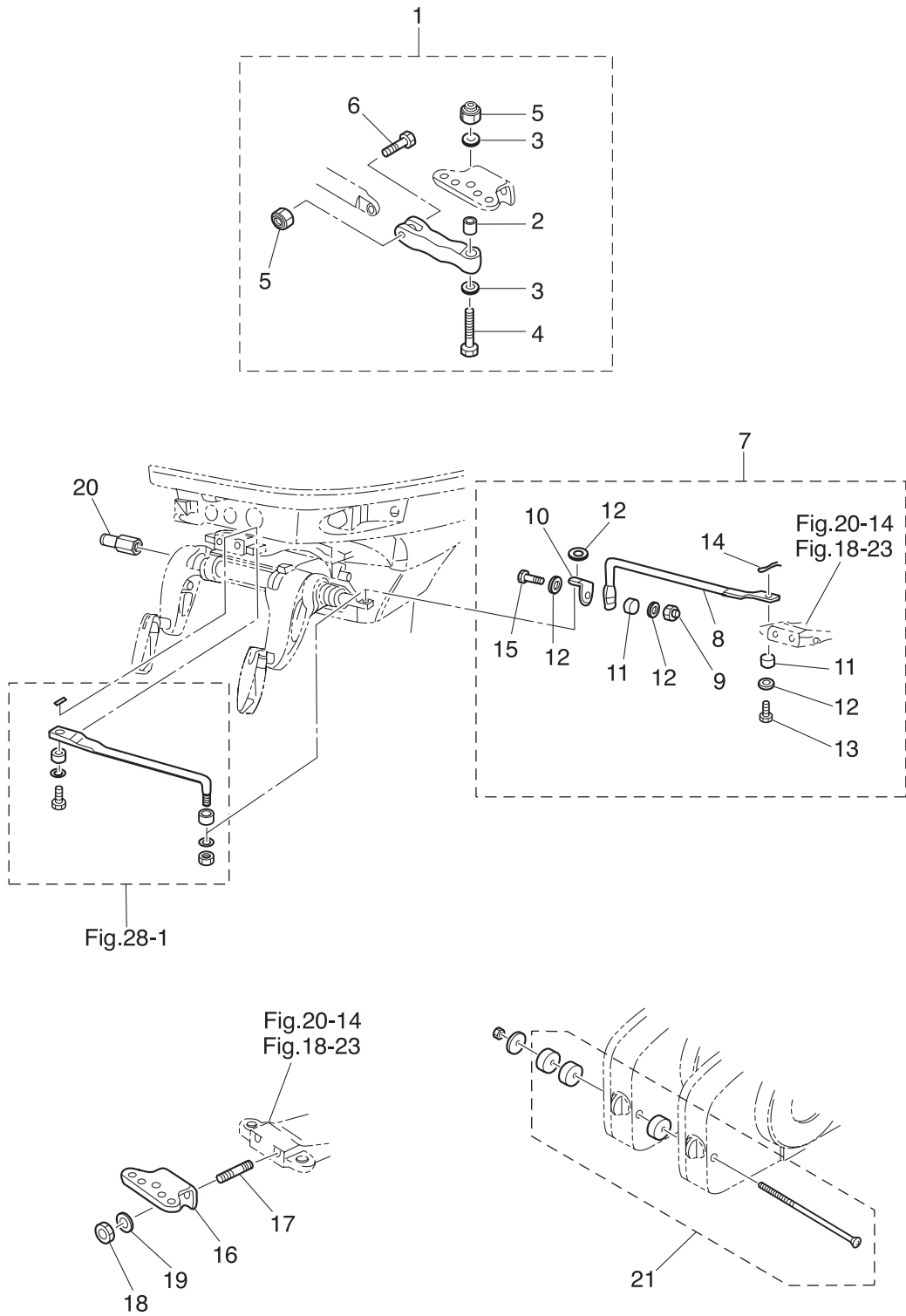


Fig. 31

OPTIONAL PARTS (3)

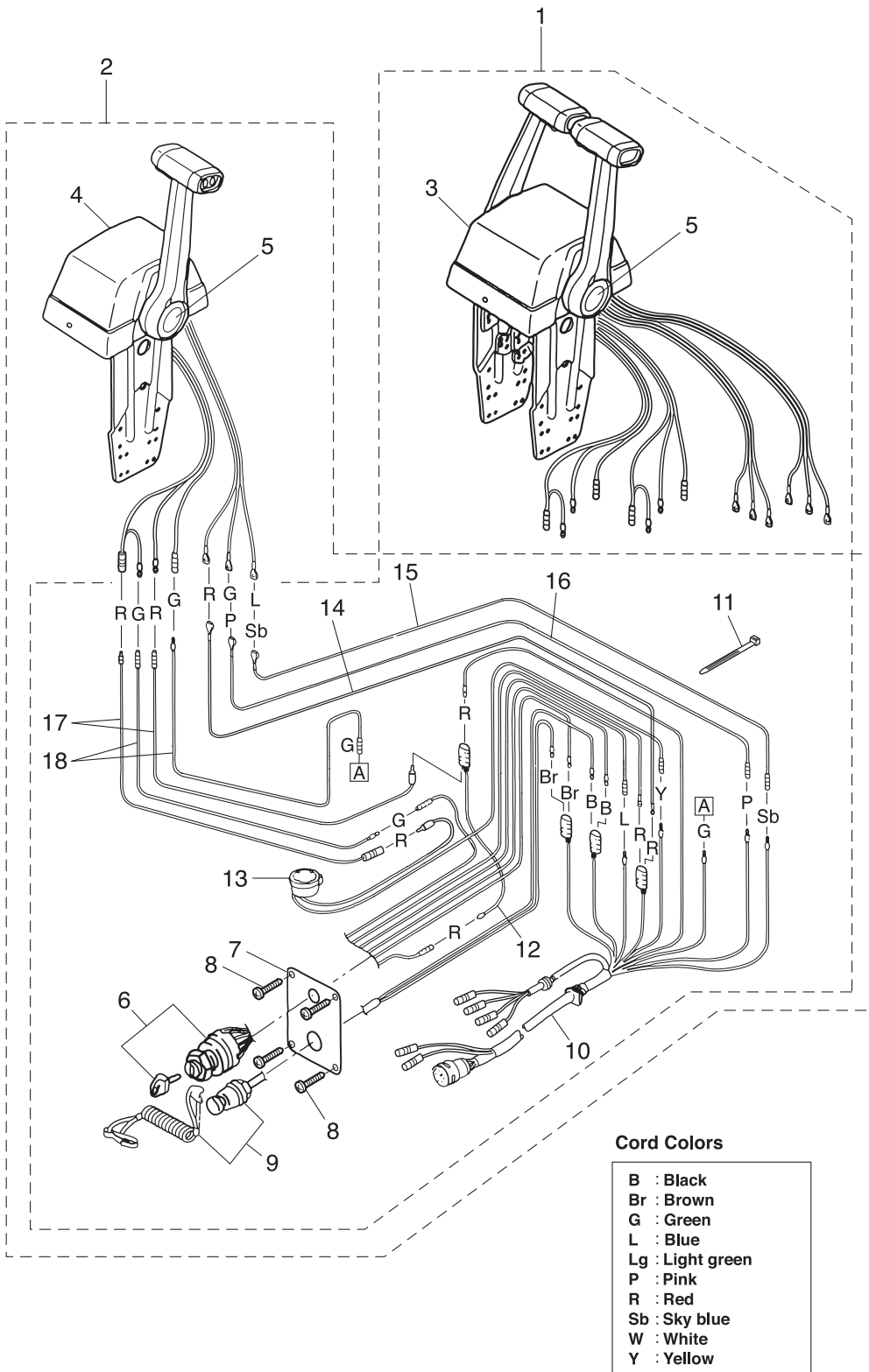


Fig. 32 OPTIONAL PARTS (4)

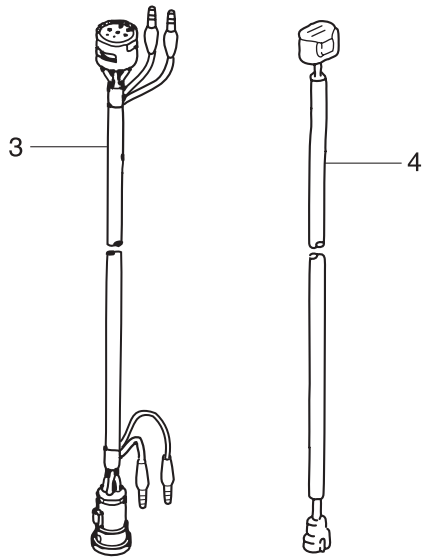
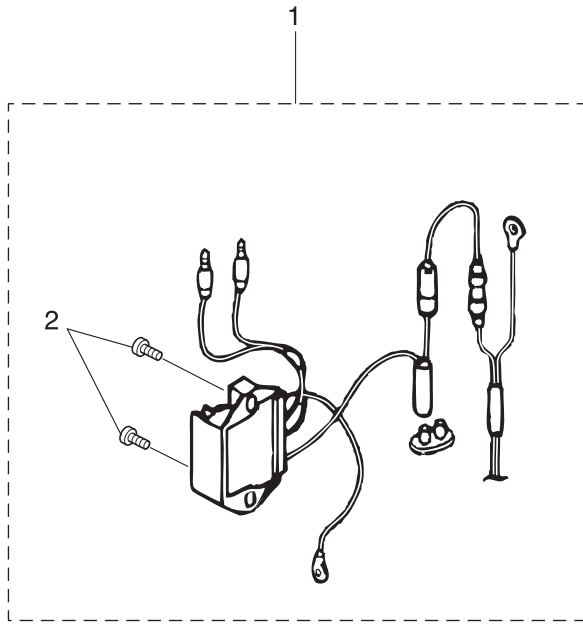
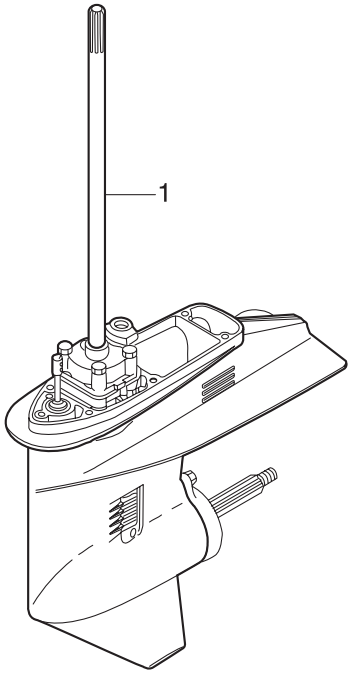
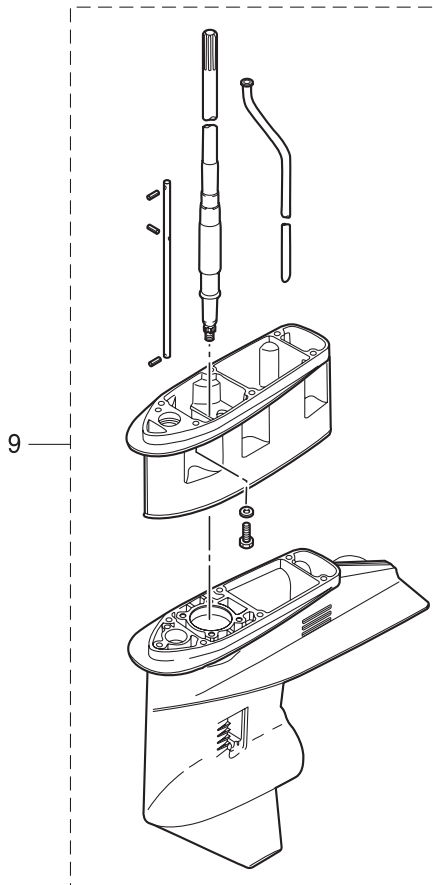
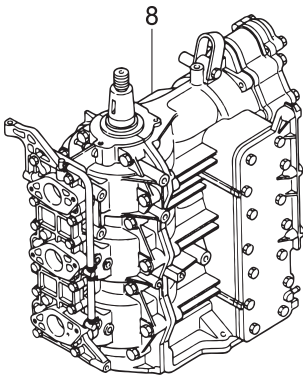


Fig. 33

ASSEMBLY • KIT PARTS



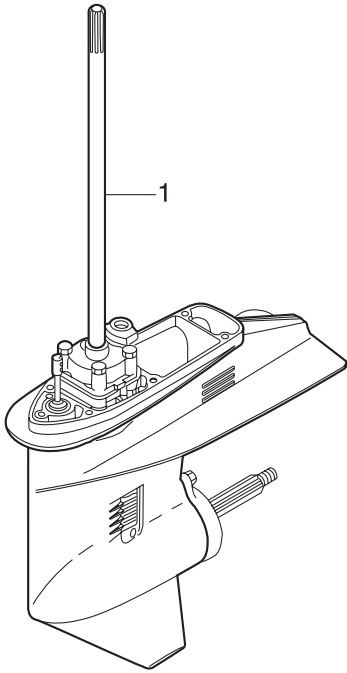
- 2 — CARBURETOR REPAIR KIT
- 3 — POWER HEAD GASKET SET
- 4 — WATER PUMP REPAIR KIT
- 5 — WATER PUMP KIT (CHROME PLATED)
- 6 — LOWER UNIT GASKET SET
- 7 — ELECTRIC STARTER KIT (F TYPE)
- 10 — CONNECTING ROD KIT



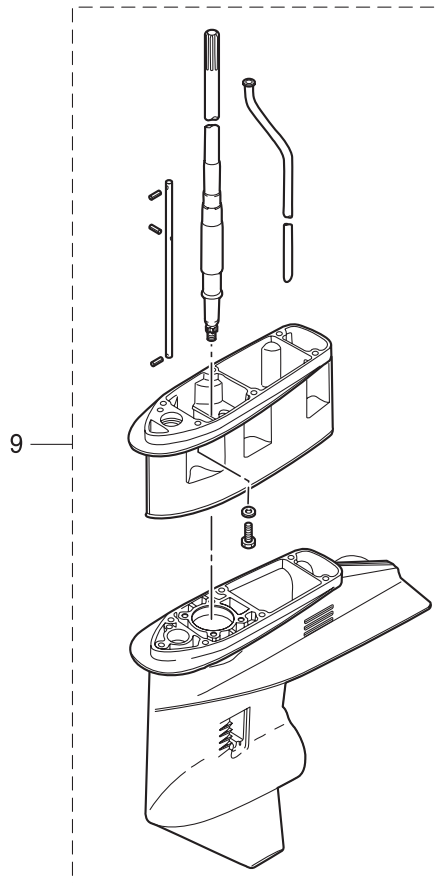
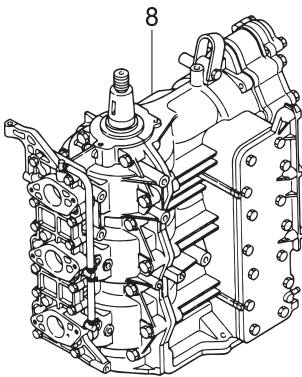
| Ref.No. | Part No. | Description | Q'ty | | | Remarks |
|---------|----------|-------------|-------|---------------------------|------------------|--------------------------------------|
| | | | M40D2 | M50D2 MW50D2 MX50D2 | MW50D2 MX50D2 | |
| 33-1 | 1 | 3T5Q87301-3 | 1 | 1 | | M40/50D2 for Transom "S" |
| 33-1 | 2 | 3T5Q87302-3 | 1 | 1 | | M40/50D2 for Transom "L" |
| 33-1 | 3 | 3T5Q87304-3 | 1 | 1 | 1 | M40/50D2, MX50D2 for Transom "UL" |
| 33-1 | 4 | 3S7Q87302-7 | | 1 | 1 | MW50D2, MWX50D2 for Transom "L" |
| 33-1 | 5 | 3C8Q87303-4 | 1 | 1 | | M40/50D2 for Transome "LL" |
| 33-1 | 6 | 3MCQ87301-0 | | | 1 | MX50D2 for Transome "S" |
| 33-1 | 7 | 3MCQ87302-0 | | | 1 | MX50D2 for Transome "L" |
| 33-1 | 8 | 3MCQ87303-0 | | | 1 | MX50D2 for Transome "LL" |
| | | | | | | |
| 33-2 | 1 | 3C8-87122-2 | 1 | 1 | | for M40/50D2, MW50D2 |
| 33-2 | 2 | 3LC-87122-0 | | | 1 | for MX50D2, MWX50D2 |
| 33-2 | 3 | 3C8-02011-0 | 3 | 3 | 3 | O-Ring for M40D2 |
| 33-2 | 4 | 3E3-02011-0 | 3 | 3 | 3 | for M50D2, MW50D2 MX50D2, MWX50D2 |
| 33-2 | 5 | 3C8-03169-0 | 3 | 3 | 3 | |
| 33-2 | 6 | 3E3-03147-0 | 3 | 3 | | for M40/50D2, MW50D2 |
| 33-2 | 7 | 3LD-03147-0 | | | 3 | for MX50D2, MWX50D2 |
| 33-2 | 8 | 3C8-03126-0 | 3 | 3 | 3 | |
| 33-2 | 9 | 3C8-03125-0 | 3 | 3 | 3 | |
| 33-2 | 10 | 3C8-03121-0 | 3 | 3 | 3 | |
| 33-2 | 11 | 3C8-03193-0 | 3 | 3 | 3 | |
| 33-2 | 12 | 3C8-03181-0 | 3 | 3 | 3 | |
| 33-2 | 13 | 3C8-03182-0 | 3 | 3 | 3 | |
| 33-2 | 14 | 922503-6410 | 18 | 18 | 18 | |
| | | | | | | |
| 33-3 | 1 | 3C8-87121-C | 1 | 1 | 1 | |
| 33-3 | 2 | 3C8-01005-5 | 1 | 1 | 1 | |
| 33-3 | 3 | 3C8-01024-1 | 1 | 1 | 1 | |
| 33-3 | 4 | 353-01032-0 | 1 | 1 | 1 | |
| 33-3 | 5 | 346-01216-0 | 1 | 1 | 1 | Crankcase Head |

Fig. 33

ASSEMBLY • KIT PARTS



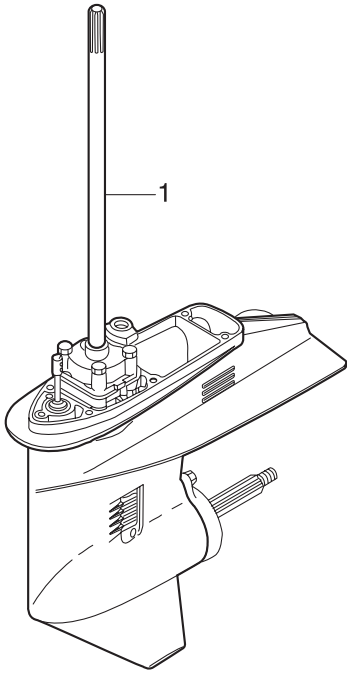
- 2 — CARBURETOR REPAIR KIT
- 3 — POWER HEAD GASKET SET
- 4 — WATER PUMP REPAIR KIT
- 5 — WATER PUMP KIT (CHROME PLATED)
- 6 — LOWER UNIT GASKET SET
- 7 — ELECTRIC STARTER KIT (F TYPE)
- 10 — CONNECTING ROD KIT



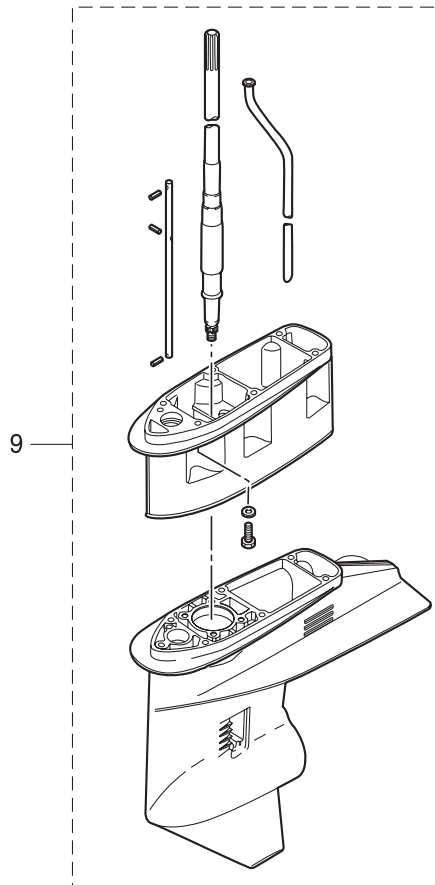
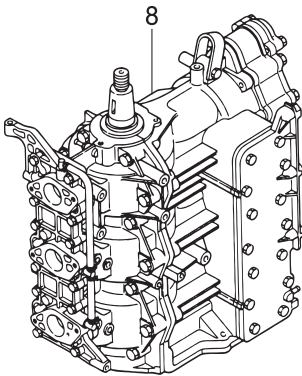
| Ref.No. | Part No. | Description | Q'ty | | | Remarks | |
|---------|----------|-------------|--------------------------------|--------|--------|---------|-----------------------------------|
| | | | M40D2 | M/50D2 | MX50D2 | | |
| 33-3 | 6 | 3C8-01215-0 | * OIL SEAL 16-28-7 | 1 | 1 | 1 | Crankcase Head |
| 33-3 | 7 | 334-00122-0 | * OIL SEAL 25-40-8 | 1 | 1 | 1 | Crankshaft (Lower) |
| 33-3 | 8 | 3C8-02305-2 | * EXHAUST COVER GASKET | 2 | 2 | 2 | |
| 33-3 | 9 | 3C8-09082-2 | * GASKET | 1 | 1 | 1 | for Premixing Model |
| 33-3 | 10 | 151-33159-0 | * GASKET 6.2-11-1 | 3 | 3 | 3 | Ignition Coil |
| 33-3 | 11 | 3C8-02104-2 | * INTAKE MANIFOLD GASKET | 3 | 3 | 3 | |
| 33-3 | 12 | 3C8-02011-0 | * CARBURETOR GASKET | 3 | 3 | 3 | O-Ring for M40D2 |
| 33-3 | 13 | 3B7-02235-0 | * O-RING | 1 | 1 | 1 | for Premixing Model Oil Filter |
| 33-3 | 14 | 3B7-02236-0 | * O-RING | 1 | 1 | 1 | for Premixing Model Oil Filter |
| 33-3 | 15 | 3C8-01303-4 | * ENGINE BASEMENT GASKET | 1 | 1 | 1 | |
| 33-3 | 16 | 3C8-00108-0 | * O-RING 2.4-39.7 | 1 | 1 | 1 | Crankshaft (Upper) |
| | | | | | | | |
| 33-4 | 1 | 3T5-87322-3 | WATER PUMP REPAIR KIT | 1 | 1 | 1 | for M40/50D2, MX50D2 |
| 33-4 | 2 | 3C8-65021-2 | * WATER PUMP IMPELLER | 1 | 1 | 1 | |
| 33-4 | 3 | 332-65022-0 | * KEY | 1 | 1 | 1 | |
| 33-4 | 4 | 3T5-65011-0 | * PUMP CASE LINER | 1 | 1 | 1 | |
| 33-4 | 5 | 3T5-65018-2 | * PUMP CASE GASKET | 1 | 1 | 1 | |
| 33-4 | 6 | 3C8-65025-0 | * WATER PUMP GUIDE PLATE | 1 | 1 | 1 | |
| 33-4 | 7 | 3C8-65029-2 | * GUIDE PLATE GASKET | 1 | 1 | 1 | |
| 33-4 | 8 | 9101E3-5855 | * BOLT | 4 | 4 | 4 | |
| | | | | | | | |
| 33-5 | 1 | 3Z5-65231-1 | WATER PUMP KIT (CHROME PLATED) | 1 | 1 | 1 | for M40/50D2, MX50D2 |
| 33-5 | 2 | 3C8-65021-2 | * WATER PUMP IMPELLER | 1 | 1 | 1 | |
| 33-5 | 3 | 3Z5-65238-1 | * PUMP CASE LINER | 1 | 1 | 1 | Chrome Plated |
| 33-5 | 4 | 3T5-65018-2 | * PUMP CASE GASKET | 1 | 1 | 1 | |
| 33-5 | 5 | 3C8-65239-1 | * WATER PUMP GUIDE PLATE | 1 | 1 | 1 | Chrome Plated |
| 33-5 | 6 | 3C8-65029-2 | * GUIDE PLATE GASKET | 1 | 1 | 1 | |
| | | | | | | | |
| 33-6 | 1 | 3T5-87321-2 | LOWER UNIT GASKET SET | 1 | 1 | 1 | for M40/50D2, MX50D2 |

Fig. 33

ASSEMBLY • KIT PARTS



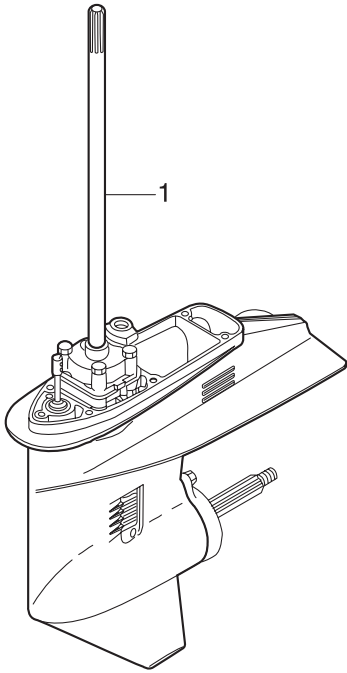
- 2 — CARBURETOR REPAIR KIT
- 3 — POWER HEAD GASKET SET
- 4 — WATER PUMP REPAIR KIT
- 5 — WATER PUMP KIT (CHROME PLATED)
- 6 — LOWER UNIT GASKET SET
- 7 — ELECTRIC STARTER KIT (F TYPE)
- 10 — CONNECTING ROD KIT



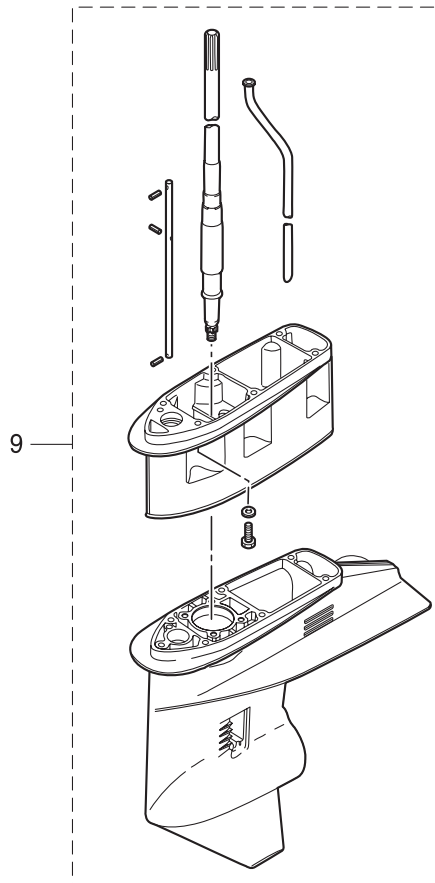
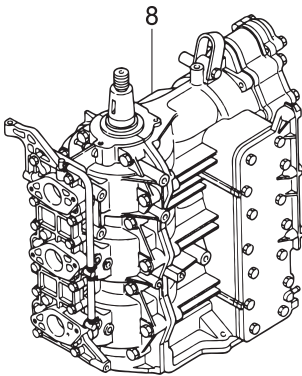
| Ref.No. | Part No. | Description | Q'ty | | | Remarks | |
|---------|----------|-------------|------------------------------|-------|--------|---------|-------------------------|
| | | | M40D2 | M50D2 | MX50D2 | | |
| 33-6 | 2 | 3C8-61012-2 | * DRIVE SHAFT HOUSING GASKET | 1 | 1 | 1 | |
| 33-6 | 3 | 3C8-02312-2 | * EXHAUST PIPE GASKET | 1 | 1 | 1 | |
| 33-6 | 4 | 3C8-61181-2 | * EXHAUST HOUSING GASKET | 1 | 1 | 1 | |
| 33-6 | 5 | 332-60006-0 | * GASKET 8.1-15-1 | 1 | 1 | 1 | |
| 33-6 | 6 | 3B7-60016-1 | * GASKET 10.1-15-1 | 1 | 1 | 1 | |
| 33-6 | 7 | 3T5-65018-2 | * PUMP CASE GASKET | 1 | 1 | 1 | |
| 33-6 | 8 | 3C8-65029-2 | * GUIDE PLATE GASKET | 1 | 1 | 1 | |
| 33-6 | 9 | 3C8-60223-0 | * OIL SEAL 17-33-6 | 2 | 2 | 2 | Pump Case (Lower) |
| 33-6 | 10 | 345-65015-0 | * O-RING 3.2-47 | 1 | 1 | 1 | Pump Case (Lower) |
| 33-6 | 11 | 332-66021-0 | * O-RING 2.4-5.8 | 1 | 1 | 1 | Cam Rod |
| 33-6 | 12 | 3C8-66032-0 | * O-RING 3.5-21.7 | 1 | 1 | 1 | Cam Rod Bushing |
| 33-6 | 13 | 334-60223-0 | * OIL SEAL 22-36-10 | 1 | 1 | 1 | Propeller Shaft |
| 33-6 | 14 | 345-60103-0 | * O-RING 3.5-69.4 | 1 | 1 | 1 | Propeller Shaft Housing |
| | | | | | | | |
| 33-7 | 1 | 3C8-76300-2 | ELECTRIC STARTER KIT (F) | 1 | 1 | 1 | for MF⇒EF |
| 33-7 | 2 | 3B7-76093-0 | * GROMMET 25-5 | 1 | 1 | 1 | |
| 33-7 | 3 | 3C8-76010-1 | * STARTER MOTOR ASSY | 1 | 1 | 1 | |
| 33-7 | 4 | 910103-6825 | * BOLT | 2 | 2 | 2 | |
| 33-7 | 5 | 3C8-76007-0 | * DAMPER | 1 | 1 | 1 | |
| 33-7 | 6 | 3C8-76009-0 | * STARTER MOTOR BAND | 1 | 1 | 1 | |
| 33-7 | 7 | 910103-6820 | * BOLT | 1 | 1 | 1 | |
| 33-7 | 8 | 346-76040-0 | * STARTER SOLENOID | 1 | 1 | 1 | |
| 33-7 | 9 | 910103-6616 | * BOLT | 1 | 1 | 1 | |
| 33-7 | 10 | 3C8-71035-0 | * OIL FILTER BRACKET | 1 | 1 | 1 | |
| 33-7 | 11 | 910103-6614 | * BOLT | 2 | 2 | 2 | |
| 33-7 | 12 | 3C8-76141-1 | * STARTER CABLE L=160 | 1 | 1 | 1 | |
| 33-7 | 13 | 3B7-76120-2 | * BATTERY CABLE L=3000 | 1 | 1 | 1 | |
| 33-7 | 14 | 910403-5612 | * BOLT | 1 | 1 | 1 | |
| 33-7 | 15 | 3A3-76145-0 | * TERMINAL CAP | 2 | 2 | 2 | |

Fig. 33

ASSEMBLY • KIT PARTS



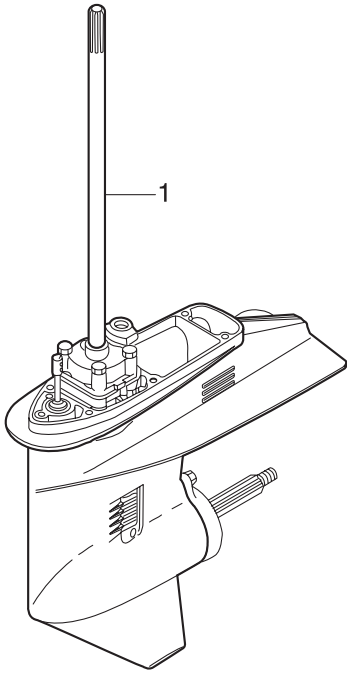
- 2 — CARBURETOR REPAIR KIT
- 3 — POWER HEAD GASKET SET
- 4 — WATER PUMP REPAIR KIT
- 5 — WATER PUMP KIT (CHROME PLATED)
- 6 — LOWER UNIT GASKET SET
- 7 — ELECTRIC STARTER KIT (F TYPE)
- 10 — CONNECTING ROD KIT



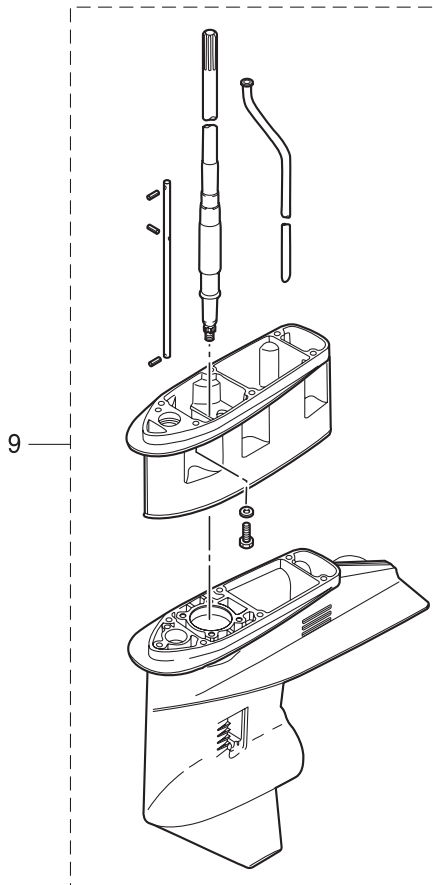
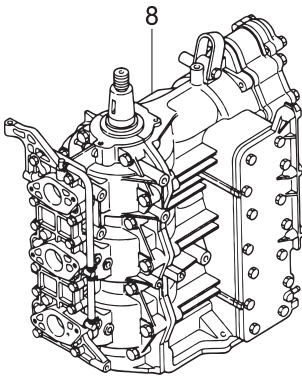
| Ref.No. | Part No. | Description | Q'ty | | | Remarks | |
|---------|----------|-------------|------------------------------|-------|--------|---------|--------------------------------------------|
| | | | M40D2 | M50D2 | MW50D2 | | |
| 33-7 | 16 | 3B7-76065-5 | * RECTIFIER COMPLETE | 1 | 1 | 1 | |
| 33-7 | 17 | 921503-7625 | * SCREW | 2 | 2 | 2 | |
| 33-7 | 18 | 3C8-76110-0 | * CORD ASSY | 1 | 1 | 1 | |
| 33-7 | 19 | 353-76062-1 | * FUSE WIRE ASSY L=900 20A | 1 | 1 | 1 | |
| 33-7 | 20 | 3C8-76119-0 | * CORD ASSY | 1 | 1 | 1 | |
| 33-7 | 21 | 353-76020-3 | * MAIN SWITCH ASSY | 1 | 1 | 1 | |
| 33-7 | 22 | 3C8-76080-1 | * NEUTRAL SWITCH | 1 | 1 | 1 | |
| 33-7 | 23 | 3B7-63731-0 | * WASHER 12.5-24-1 | 1 | 1 | 1 | |
| 33-7 | 24 | 309-06972-0 | * CLAMP 6.5-47.5P | 1 | 1 | 1 | |
| 33-7 | 25 | 353-06972-0 | * CLAMP 7-80P | 2 | 2 | 2 | |
| 33-7 | 26 | 910403-0612 | * BOLT | 1 | 1 | 1 | |
| | | | | | | | |
| 33-8 | 1 | 3C8B87090-E | ENGINE SHORT BLOCK KIT | 1 | | | Black for M40D2 |
| 33-8 | 2 | 3LCJ87090-3 | ENGINE SHORT BLOCK KIT | | | 1 | Gray for MWX50D2 |
| 33-8 | 3 | 3MCJ87090-3 | ENGINE SHORT BLOCK KIT | | | 1 | Gray for MX50D2 |
| 33-8 | 4 | 3E3B87090-C | ENGINE SHORT BLOCK KIT | | 1 | | Black for M50D2/MW50D2 |
| | | | | | | | |
| 33-9 | 1 | 3C8Q87314-1 | EXTENSION HOUSING KIT (UL) | 1 | 1 | 1 | M40/50D2, MX50D2 for Transom "L" ⇒ "UL" |
| 33-9 | 2 | 3C8Q61110-0 | * EXTENSION HOUSING | 1 | 1 | 1 | |
| 33-9 | 3 | 9101E3-5835 | * BOLT | 6 | 6 | 6 | |
| 33-9 | 4 | 3C8Q60090-0 | * GEAR CASE ASSY | 1 | 1 | 1 | Sub Water Pipe |
| 33-9 | 5 | 346-65204-0 | * WATER PIPE AUXILIARY MOUNT | 1 | 1 | 1 | |
| 33-9 | 6 | 3C8-64303-0 | * DRIVE SHAFT (UL) | 1 | 1 | 1 | |
| 33-9 | 7 | 3C8-66014-0 | * CAM ROD (UL) | 1 | 1 | 1 | |
| 33-9 | 8 | 951407-0312 | * SPRING PIN 3-12 | 2 | 2 | 2 | |
| 33-9 | 9 | 346-66037-0 | * CAM ROD HOLDER | 1 | 1 | 1 | |
| 33-9 | 10 | 353-66024-0 | * STOPPER | 1 | 1 | 1 | |
| 33-9 | 11 | 910103-6612 | * BOLT | 1 | 1 | 1 | |
| 33-9 | 12 | 951403-0312 | * SPRING PIN 3-12 | 2 | 2 | 2 | |

Fig. 33

ASSEMBLY • KIT PARTS



- 2 — CARBURETOR REPAIR KIT
- 3 — POWER HEAD GASKET SET
- 4 — WATER PUMP REPAIR KIT
- 5 — WATER PUMP KIT (CHROME PLATED)
- 6 — LOWER UNIT GASKET SET
- 7 — ELECTRIC STARTER KIT (F TYPE)
- 10 — CONNECTING ROD KIT



INDEX

| | | | |
|--------------------------|---------|-----------------------|---------|
| <A> | | | |
| ADJUST SCREW | 4-16 | BOLT | 9-23 |
| ADJUST SCREW | 26-29 | BOLT | 9-25 |
| ADJUSTING NUT | 22-16 | BOLT | 9-28 |
| ADVANCER ARM | 6-1 | BOLT | 10-14 |
| ADVANCER LEVER | 6-8 | BOLT | 10-28 |
| AIR VENT BOLT | 12-3 | BOLT | 10-31 |
| ALTERNATOR ASSY | 8-7 | BOLT | 10-33 |
| ANODE | 1-33 | BOLT | 11-7 |
| ANODE | 18-4 | BOLT | 11-19 |
| ANODE | 18-57 | BOLT | 11-23 |
| ANODE | 20-3 | BOLT | 12-19 |
| APRON | 13-27 | BOLT | 13-2 |
| ARMATURE ASSY | 21-3 | BOLT | 13-9 |
| ASSIST CORD (BLK) L=200 | 29-35-2 | BOLT | 13-10 |
| ASSIST CORD (BLU) L=200 | 29-35-1 | BOLT | 13-18 |
| ASSIST CORD (RED) L=200 | 27-12 | BOLT | 14-8 |
| ASSIST CORD (RED) L=200 | 29-35-3 | BOLT | 14-29 |
| ASSIST CORD (RED) L=200 | 31-12 | BOLT | 14-31 |
| | | BOLT | 14-41 |
| BALL 3/8 | 15-20 | BOLT | 14-42 |
| BALL BEARING 6007 | 15-17 | BOLT | 16-27 |
| BALL BEARING 6205R | 16-11 | BOLT | 18-2 |
| BALL BEARING 6304 | 14-14 | BOLT | 18-5 |
| BALL JOINT | 6-13 | BOLT | 18-22 |
| BALL JOINT | 8-20 | BOLT | 18-32 |
| BALL JOINT CONNECTOR | 4-43 | BOLT | 18-38 |
| BALL JOINT CONNECTOR | 4-44 | BOLT | 18-41 |
| BALL JOINT CONNECTOR | 6-15 | BOLT | 18-46 |
| BALL JOINT CONNECTOR | 6-18 | BOLT | 18-49 |
| BALL JOINT CONNECTOR | 12-10 | BOLT | 18-51 |
| BAND | 8-12 | BOLT | 18-58 |
| BAND | 27-17 | BOLT | 19-4 |
| BAND 104 | 10-4 | BOLT | 20-4 |
| BAND 104 | 10-11 | BOLT | 20-25 |
| BAND 158 | 7-34 | BOLT | 20-33 |
| BAND 200 | 31-11 | BOLT | 20-40 |
| BAND 158 | 23-72 | BOLT | 21-17 |
| BATTERY CABLE L=3000 | 9-27 | BOLT | 21-18 |
| BATTERY CABLE L=3000 | 33-7-13 | BOLT | 21-22 |
| BEVEL GEAR ASSY (A) | 15-4 | BOLT | 22-14 |
| BEVEL GEAR ASSY (A) | 17-3 | BOLT | 22-18 |
| BEVEL GEAR B | 14-9 | BOLT | 22-29 |
| BEVEL GEAR B | 16-7 | BOLT | 23-12 |
| BEVEL GEAR C | 15-5 | BOLT | 23-22 |
| BEVEL GEAR C | 17-5 | BOLT | 23-25-1 |
| BIG END BEARING WASHER | 2-4 | BOLT | 23-25-2 |
| BIG END BEARING WASHER | 33-10-5 | BOLT | 23-25-3 |
| BOLT | 1-7 | BOLT | 23-36 |
| BOLT | 1-14 | BOLT | 23-48 |
| BOLT | 1-18 | BOLT | 23-58 |
| BOLT | 1-24 | BOLT | 23-66 |
| BOLT | 1-29 | BOLT | 23-70 |
| BOLT | 1-31 | BOLT | 23-71 |
| BOLT | 1-34 | BOLT | 24-11 |
| BOLT | 1-37 | BOLT | 26-15 |
| BOLT | 1-53 | BOLT | 26-35 |
| BOLT | 1-54 | BOLT | 33-4-8 |
| BOLT | 1-61 | BOLT | 33-7-4 |
| BOLT | 3-3 | BOLT | 33-7-7 |
| BOLT | 3-4 | BOLT | 33-7-9 |
| BOLT | 4-19 | BOLT | 33-7-11 |
| BOLT | 4-37 | BOLT | 33-7-14 |
| BOLT | 5-2-1 | BOLT | 33-7-26 |
| BOLT | 5-2-2 | BOLT | 33-9-3 |
| BOLT | 6-2 | BOLT | 33-9-11 |
| BOLT | 6-9 | BOLT 10-40 | 16-41 |
| BOLT | 6-25 | BOLT 12-105 P1.25 | 18-53 |
| BOLT | 6-33 | BOLT 3/8-19 | 28-5 |
| BOLT | 7-14 | BOLT 3/8-19 | 30-13 |
| BOLT | 7-29 | BOLT 3/8-30 | 30-15 |
| BOLT | 7-36 | BOLT 3/8-35 | 30-6 |
| BOLT | 7-38 | BOLT 3/8-43 | 30-4 |
| BOLT | 8-22 | BOLT 5-16 | 4-1 |
| BOLT | 8-25 | BOLT 8-170 | 18-14 |
| BOLT | 9-12 | BOLT 8-30 | 13-21 |
| BOLT | 9-16-1 | BOLT 8-30 | 13-24 |
| BOLT | 9-16-2 | BOLT 8-35 | 16-39 |
| BOLT | 9-22 | BOTTOM COWL | 23-75 |
| | | BOTTOM COWL W/GROMMET | 23-74 |
| | | BRACKET | 9-19-1 |
| | | BRACKET | 9-19-2 |
| | | BRACKET | 10-20-1 |
| | | BRACKET | 10-20-2 |
| | | BREAKER | 21-7 |
| | | BRUSH | 21-6 |
| | | BRUSH HOLDER ASSY | 9-4 |
| | | BRUSH SPRING | 21-8 |
| | | BUSHING | 7-9 |
| | | BUSHING | 9-6 |
| | | BUSHING | 9-7 |
| | | BUSHING | 18-8 |
| | | BUSHING | 20-9 |
| | | BUSHING | 22-20 |
| | | BUSHING | 22-23 |
| | | BUSHING | 23-4 |
| | | BUSHING | 23-42 |
| | | BUSHING | 26-5 |
| | | BUSHING | 26-13 |
| | | BUSHING | 26-49 |
| | | BUSHING 10.2-12-29.5 | 19-2 |
| | | BUSHING 13-16-40 | 20-31 |
| | | BUSHING 13-17-19.5 | 20-32 |
| | | BUSHING 18-24-22 | 20-36 |
| | | BUSHING 18-24-60 | 20-37 |
| | | BUSHING 22-25-35.5 | 18-9 |
| | | BUSHING 26-32 | 18-24 |
| | | BUSHING 30-36-41 | 20-15 |
| | | BUSHING 8.1-20 | 19-19 |
| | | BUSHING 8.4-10-11 | 22-11 |
| | | BUSHING 9-20-20.8 | 12-8 |
| | | BUZZER CAUTION DECAL | 28-10 |
| <C> | | | |
| CABLE CLIP BRACKET ASSY | 23-63 | | |
| CABLE HOLDER | 7-25 | | |
| CABLE JOINT | 6-21 | | |
| CABLE JOINT | 23-53 | | |
| CABLE TERMINAL | 26-31 | | |
| CABLE TERMINAL PLUG | 26-4 | | |
| CABLE TERMINAL PLUG | 28-21 | | |
| CAM ROD (L) | 14-33-2 | | |
| CAM ROD (L) | 16-32 | | |
| CAM ROD (LL) | 14-33-4 | | |
| CAM ROD (LS) | 14-33-1 | | |
| CAM ROD (UL) | 14-33-3 | | |
| CAM ROD (UL) | 33-9-7 | | |
| CAM ROD BUSHING | 14-35 | | |
| CAM ROD BUSHING | 16-35 | | |
| CAM ROD HOLDER | 13-7 | | |
| CAM ROD HOLDER | 33-9-9 | | |
| CAP ASSY | 21-23 | | |
| CAP HOOK | 12-26 | | |
| CAP NUT | 18-10 | | |
| CARBURETOR ASSY | 4-5-1 | | |
| CARBURETOR ASSY | 4-5-2 | | |
| CARBURETOR ASSY | 4-5-3 | | |
| CARBURETOR ASSY (SECOND) | 4-6-1 | | |
| CARBURETOR ASSY (SECOND) | 4-6-2 | | |
| CARBURETOR ASSY (SECOND) | 4-6-3 | | |
| CARBURETOR ASSY (THIRD) | 4-25-1 | | |
| CARBURETOR ASSY (THIRD) | 4-25-2 | | |
| CARBURETOR ASSY (THIRD) | 4-25-3 | | |
| CARBURETOR COVER | 4-22 | | |
| CARBURETOR COVER | 33-2-12 | | |
| CARBURETOR COVER GASKET | 4-23 | | |
| CARBURETOR COVER GASKET | 33-2-13 | | |
| CARBURETOR GASKET | 4-36 | | |
| CARBURETOR GASKET | 4-36 | | |
| CARBURETOR GASKET | 33-2-3 | | |
| CARBURETOR GASKET | 33-2-4 | | |
| CARBURETOR GASKET | 33-3-12 | | |
| CARBURETOR REPAIR KIT | 33-2-1 | | |
| CARBURETOR REPAIR KIT | 33-2-2 | | |
| CAUTION DECAL (A) | 24-18 | | |
| CAUTION DECAL (B) | 10-7 | | |
| CAUTION DECAL (C) | 8-24 | | |
| CD UNIT | 10-18 | | |
| CHECK VALVE | 1-41 | | |
| CHECK VALVE | 1-47 | | |

| | | | | | |
|--------------------------------|---------|----------------------------|---------|-------------------------------------|---------|
| CHECK VALVE | 4-29 | COUPLING | 21-10 | ENGINE SHORT BLOCK KIT | 33-8-2 |
| CHECK VALVE COMPLETE | 5-15 | COVER | 1-35 | ENGINE SHORT BLOCK KIT | 33-8-3 |
| CHOKE ROD | 4-51 | COVER | 10-22 | ENGINE SHORT BLOCK KIT | 33-8-4 |
| CHOKE ROD | 23-3 | COVER HOOK | 23-11 | E-RING d=6 | 19-11 |
| CHOKE ROD 3-90 | 4-46 | CRANK PIN | 2-9 | E-RING d=6 | 26-27 |
| CHOKE SOLENOID | 11-3 | CRANK PIN | 33-10-7 | EXCITER COIL | 8-5 |
| CHOKE SOLENOID BRACKET | 11-6 | CRANKCASE HEAD | 1-57 | EXHAUST COVER (INNER) | 1-27 |
| CHOKE SOLENOID HOOK | 11-8 | CRANKSHAFT A | 2-5 | EXHAUST COVER (OUTER) | 1-26-1 |
| CLAMP | 8-10 | CRANKSHAFT ASSY | 2-1-2 | EXHAUST COVER (OUTER) | 1-26-2 |
| CLAMP | 23-65 | CRANKSHAFT ASSY W/GEAR | 2-1-1 | EXHAUST COVER GASKET | 1-28 |
| CLAMP | 23-69 | CRANKSHAFT B | 2-6 | EXHAUST COVER GASKET | 33-3-8 |
| CLAMP | 25-5 | CRANKSHAFT C | 2-7 | EXHAUST HOUSING | 13-23 |
| CLAMP | 25-11 | CRANKSHAFT D | 2-8 | EXHAUST HOUSING GASKET | 13-25 |
| CLAMP 6.5-14L | 20-22 | C-RING | 21-26 | EXHAUST HOUSING GASKET | 33-6-4 |
| CLAMP 6.5-14L | 23-21 | C-RING d=18 | 20-39 | EXHAUST PIPE | 13-20 |
| CLAMP 6.5-47.5P | 1-52 | C-RING d=25 | 2-12 | EXHAUST PIPE GASKET | 13-22 |
| CLAMP 6.5-47.5P | 3-5 | C-RING d=25 | 18-28 | EXHAUST PIPE GASKET | 33-6-3 |
| CLAMP 6.5-47.5P | 23-24-1 | C-RING d=28 | 7-13 | EXTENSION CORD (TRIM SENSOR) L=2000 | 32-4 |
| CLAMP 6.5-47.5P | 23-24-2 | C-RING d=28 | 20-18 | EXTENSION CORD (TRIM SENSOR) L=6000 | 20-29 |
| CLAMP 6.5-47.5P | 23-24-3 | CUP | 5-4 | EXTENSION CORD L=2000 | 32-3 |
| CLAMP 6.5-47.5P | 33-7-24 | CUP | 12-29 | EXTENSION HOUSING | 13-5 |
| CLAMP 6-9.5L | 20-20 | CYL BLOCK & CRANKCASE ASSY | 1-1-1 | EXTENSION HOUSING | 13-11-2 |
| CLAMP 6-9.5L | 20-27 | CYL BLOCK & CRANKCASE ASSY | 1-1-2 | EXTENSION HOUSING | 33-9-2 |
| CLAMP 7-80P | 10-32 | CYL BLOCK & CRANKCASE ASSY | 1-1-3 | EXTENSION HOUSING (LL) | 13-11-1 |
| CLAMP 7-80P | 33-7-25 | CYLINDER HEAD | 1-10-1 | EXTENSION HOUSING KIT (UL) | 33-9-1 |
| CLAMP BRACKET (L) | 18-3 | CYLINDER HEAD | 1-10-2 | EXTENSION PIPE | 16-43 |
| CLAMP BRACKET (PTT-L) | 20-2 | CYLINDER HEAD BOLT | 1-21 | <F> | |
| CLAMP BRACKET (PTT-R) | 20-1 | CYLINDER HEAD COVER | 1-12-1 | FILLER LID | 24-8 |
| CLAMP BRACKET (R) | 18-1 | CYLINDER HEAD COVER | 1-12-2 | FILLER LID HINGE | 24-9 |
| CLAMP SCREW | 18-62 | CYLINDER HEAD COVER GASKET | 1-13 | FILTER | 5-6 |
| CLAMP SCREW (PTT) | 20-42 | CYLINDER HEAD COVER GASKET | 33-3-3 | FILTER | 12-31 |
| CLAMP SCREW ASSY | 18-61 | CYLINDER HEAD GASKET | 1-11 | FILTER | 21-20 |
| CLAMP SCREW HANDLE | 18-63 | CYLINDER HEAD GASKET | 33-3-2 | FILTER | 25-17 |
| CLAMP SCREW KIT | 18-60 | CYLINDER HEAD GASKET | 20-35 | FITTING PLATE | 28-17 |
| CLAMP SCREW KIT | 20-41 | CYLINDER PIN (UPPER) | 20-30 | FITTING PLATE | 28-26 |
| CLAMP SCREW PAD | 18-65 | <D> | | FITTING PLATE | 29-4 |
| CLAMP SCREW PAD | 20-43 | DAMPER | 9-20 | FITTING PLATE | 29-13 |
| CLEVIS ASSY | 30-1 | DAMPER | 33-7-5 | FITTING PLATE | 29-25 |
| CLIP | 22-27 | DAMPER (LOWER) | 18-31 | FITTING PLATE | 29-31 |
| CLIP φ 10 | 3-8 | DAMPER (UPPER) | 18-42 | FITTING PLATE | 29-40 |
| CLIP φ 10 | 4-41 | DAMPER 21-36-5 | 18-34 | FITTING PLATE | 29-49 |
| CLIP φ 10 | 5-13 | DECAL (LEVER) | 27-16 | FLOAT | 4-12 |
| CLIP φ 10 | 5-14 | DECAL (TOHATSU) | 27-13 | FLOAT | 33-2-9 |
| CLIP φ 10 | 5-17 | DECAL (TOHATSU) | 31-5-1 | FLOAT ARM PIN | 4-11 |
| CLIP φ 10 | 29-19 | DECAL (TOHATSU) | 31-5-2 | FLOAT ARM PIN | 33-2-8 |
| CLIP φ 7 | 1-49 | DECAL SET (M40D2) | 24-16-1 | FLOAT CHAMBER | 4-17 |
| CLIP φ 7 | 1-50 | DECAL SET (M50D2) | 24-16-2 | FLOAT CHAMBER GASKET | 4-18 |
| CLIP φ 8 | 1-48 | DECAL SET (MW50D2) | 24-19 | FLOAT CHAMBER GASKET | 33-2-10 |
| CLIP φ 8.5 | 12-16 | DECAL SET (MWX50D2) | 24-21 | FLOAT VALVE | 4-10-1 |
| CLIP φ 9.4 | 12-14 | DECAL SET (MX50D2) | 24-20 | FLOAT VALVE | 4-10-2 |
| CLUTCH | 15-9a | DETENT RETAINER | 26-19 | FLOAT VALVE | 33-2-6 |
| CLUTCH | 17-9 | DETENT ROLLER | 26-16 | FLOAT VALVE | 33-2-7 |
| CLUTCH CABLE CLIP BRACKET | 23-64 | DETENT SPRING | 26-21 | FLUSHING PLUG | 28-29 |
| CLUTCH CAM | 14-32 | DISTANCE PIECE | 18-11 | FLYWHEEL W/RING GEAR | 8-1 |
| CLUTCH CAM | 16-31 | DOWEL PIN | 1-4 | FREE THROTTLE DRUM | 26-48 |
| COIL PLATE ASSY W/ALTERNATOR | 8-2 | DOWEL PIN 4-10 | 14-25 | FREE THROTTLE LEVER | 26-17 |
| COIL PLATE STOPPER | 9-15 | DOWEL PIN 4-10 | 16-23 | FREE THROTTLE ROLLER | 26-22 |
| COLLAR | 7-31 | DOWEL PIN 6-12 | 1-3 | FREE THROTTLE SPRING | 26-24 |
| COLLAR 10.2-12-12 | 20-12 | DOWEL PIN 6-12 | 1-20 | FRICTION PIECE | 18-20 |
| COLLAR 18-20-4.5 | 14-45 | DOWEL PIN 6-12 | 13-19 | FRICTION PIECE | 22-15 |
| COLLAR 18-20-4.5 | 16-45 | DRAG LINK ASSY | 28-1 | FRICTION PLATE | 7-8 |
| COLLAR 6.2-12-17 | 6-4 | DRAG LINK SPACER | 30-20 | FRICTION SPRING | 7-6 |
| COLLAR 6.2-9-9.3 | 6-27 | DRIVE GEAR | 26-32 | FRICTION SPRING | 18-21 |
| COLLAR 6.2-9-9.3 | 6-35 | DRIVE SHAFT (L) | 14-13-2 | FRICTION SPRING | 19-5 |
| COLLAR 6.5-10.5-26.3 | 6-12 | DRIVE SHAFT (L) | 16-10 | FUEL CONNECTOR | 25-9 |
| COLLAR 9.1-16-10.8 | 8-26 | DRIVE SHAFT (LL) | 14-13-4 | FUEL CONNECTOR | 25-10 |
| COLLAR 9.6-13-20.5 | 30-2 | DRIVE SHAFT (S) | 14-13-1 | FUEL CONNECTOR (MALE) | 23-55 |
| COLLAR 9.6-13-6.5 | 28-2 | DRIVE SHAFT (UL) | 14-13-3 | FUEL CONNECTOR MARK | 25-8 |
| COLLAR 9.6-13-6.5 | 30-11 | DRIVE SHAFT (UL) | 33-9-6 | FUEL FILTER ASSY | 5-3 |
| COLLAR 9.6-19-6 | 28-3 | DRIVE SHAFT HOUSING (L) | 13-1-1 | FUEL GAUGE VENT CAP ASSY (25L) | 25-13 |
| CONNECTING ROD | 2-2-1 | DRIVE SHAFT HOUSING (S) | 13-1-2 | FUEL TANK ASSY 25L | 25-12 |
| CONNECTING ROD | 2-2-2 | DRIVE SHAFT HOUSING GASKET | 13-15 | FUSE WIRE ASSY L=900 20A | 11-11 |
| CONNECTING ROD | 33-10-3 | DRIVE SHAFT HOUSING GASKET | 33-6-2 | FUSE WIRE ASSY L=900 20A | 33-7-19 |
| CONNECTING ROD KIT | 33-10-1 | DRIVE SHAFT SPRING | 14-15 | <G> | |
| CONTROL HEAD ASSY (TOP-SINGLE) | 31-2 | DRIVE SHAFT SPRING | 16-12 | GASKET | 1-36 |
| CONTROL HEAD ASSY (TOP-TWIN) | 31-1 | DRIVE SHAFT SPRING GUIDE | 16-13 | GASKET | 4-2 |
| CONTROL LEVER | 26-45 | <E> | | GASKET | 4-20 |
| CORD ASSY | 11-10 | ELECTRIC STARTER KIT (F) | 33-7-1 | GASKET | 23-34 |
| CORD ASSY | 11-20 | ENGINE BASEMENT | 13-16 | GASKET | 33-2-11 |
| CORD ASSY | 33-7-18 | ENGINE BASEMENT GASKET | 1-56 | GASKET | 33-3-9 |
| CORD ASSY | 33-7-20 | ENGINE BASEMENT GASKET | 33-3-15 | GASKET 10.1-15-1 | 14-5 |
| CORD ASSY L=6200 | 27-11 | ENGINE BASEMENT SEAL L=805 | 13-17 | GASKET 10.1-15-1 | 33-6-6 |
| CORD ASSY L=6200 | 31-10 | ENGINE SHORT BLOCK KIT | 33-8-1 | GASKET 10.2-16-0.5 | 23-57 |

| | | | | | |
|---------------------------------|---------|----------------------------------|---------|-----------------------------------|---------|
| GASKET 2-8-1..... | 29-17 | INTAKE SILENCER..... | 4-47-2 | NEUTRAL LOCK ARM..... | 26-39 |
| GASKET 36-52-2..... | 12-25 | INTAKE SILENCER COVER..... | 4-3 | NEUTRAL LOCK SPRING..... | 26-40 |
| GASKET 6.2-11-1..... | 10-15 | INTAKE SILENCER LOCK PLATE..... | 4-49 | NEUTRAL SWITCH..... | 23-31 |
| GASKET 6.2-11-1..... | 33-3-10 | <J> | | NEUTRAL SWITCH..... | 33-7-22 |
| GASKET 8.1-15-1..... | 1-32 | JOINT..... | 21-27 | NEUTRAL SWITCH (REMOTE CONT)..... | 27-3 |
| GASKET 8.1-15-1..... | 14-6 | JOINT ASSY (INLET)..... | 25-2 | NEUTRAL SWITCH CORD..... | 31-17 |
| GASKET 8.1-15-1..... | 33-6-5 | JOINT ASSY (OUTLET)..... | 25-3 | NEUTRAL SWITCH CORD..... | 31-18 |
| GEAR CASE ASSY..... | 14-1-1 | JOINT HOSE..... | 16-44 | NIPPLE..... | 1-2 |
| GEAR CASE ASSY..... | 14-1-2 | <K> | | NIPPLE..... | 1-5 |
| GEAR CASE ASSY..... | 16-1 | KEY..... | 8-14 | NIPPLE..... | 23-27 |
| GEAR CASE ASSY..... | 33-9-4 | KEY..... | 14-17 | NIPPLE 5.5-5..... | 1-6 |
| GREASE FITTING..... | 18-18 | KEY..... | 16-15 | NIPPLE 8-6.8..... | 29-21 |
| GREASE FITTING..... | 20-11 | KEY..... | 33-4-3 | NUT..... | 1-55 |
| GRIP..... | 22-6 | <L> | | NUT..... | 4-31 |
| GRIP..... | 26-44 | LABYRINTH PACKING..... | 2-13 | NUT..... | 4-45 |
| GROMMET..... | 13-26 | LEAD WIRE BAND 100..... | 10-17 | NUT..... | 5-7 |
| GROMMET..... | 13-28 | LEAD WIRE BAND 100..... | 29-20 | NUT..... | 6-16 |
| GROMMET..... | 23-15 | LEAD WIRE L=7700..... | 29-44 | NUT..... | 6-19 |
| GROMMET..... | 23-16 | LINK..... | 19-21 | NUT..... | 9-11 |
| GROMMET..... | 23-17 | LOCK PLATE..... | 18-44 | NUT..... | 9-18 |
| GROMMET..... | 23-18 | LOWER FLOAT CHAMBER..... | 4-35 | NUT..... | 12-11 |
| GROMMET..... | 23-20-1 | LOWER UNIT ASSY (L)..... | 33-1-2 | NUT..... | 12-33 |
| GROMMET..... | 23-20-2 | LOWER UNIT ASSY (L)..... | 33-1-4 | NUT..... | 13-13-1 |
| GROMMET..... | 23-26 | LOWER UNIT ASSY (L)..... | 33-1-7 | NUT..... | 13-13-2 |
| GROMMET..... | 23-76 | LOWER UNIT ASSY (LL)..... | 33-1-5 | NUT..... | 14-10 |
| GROMMET..... | 26-36 | LOWER UNIT ASSY (LL)..... | 33-1-8 | NUT..... | 16-8 |
| GROMMET 17-2.7..... | 23-5-1 | LOWER UNIT ASSY (S)..... | 33-1-1 | NUT..... | 18-12 |
| GROMMET 17-2.7..... | 23-5-2 | LOWER UNIT ASSY (S)..... | 33-1-6 | NUT..... | 23-23 |
| GROMMET 17-2.7..... | 23-5-3 | LOWER UNIT ASSY (UL)..... | 33-1-3 | NUT..... | 24-12 |
| GROMMET 17-3..... | 23-60 | LOWER UNIT GASKET SET..... | 33-6-1 | NUT..... | 26-9 |
| GROMMET 18-2.5..... | 23-19 | <M> | | NUT..... | 26-34 |
| GROMMET 25-5..... | 1-9 | MAIN BEARING..... | 2-19 | NUT..... | 28-18 |
| GROMMET 25-5..... | 33-7-2 | MAIN BEARING 6305..... | 2-11 | NUT..... | 28-28 |
| GROUND CABLE L=170..... | 10-16 | MAIN BEARING 6305R..... | 2-10 | NUT..... | 29-5 |
| GROUND CABLE L=270..... | 10-30 | MAIN JET (#122)..... | 4-7-1 | NUT..... | 29-14 |
| GROUND L=110..... | 18-50 | MAIN JET (#132)..... | 4-7-2 | NUT..... | 29-26 |
| GROUND L=130..... | 18-48 | MAIN JET (#135)..... | 4-7-4 | NUT..... | 29-32 |
| GROUND L=130..... | 20-5 | MAIN JET (#138)..... | 4-7-3 | NUT..... | 29-41 |
| GROUND L=210..... | 18-47 | MAIN NOZZLE..... | 4-21 | NUT..... | 29-50 |
| GUIDE PLATE..... | 8-17 | MAIN NOZZLE..... | 4-21 | NUT 10-P1.25..... | 23-56 |
| GUIDE PLATE COVER..... | 8-18 | MAIN SWITCH ASSY..... | 23-29 | NUT 10-P1.5..... | 22-25 |
| GUIDE PLATE GASKET..... | 14-27 | MAIN SWITCH ASSY..... | 27-1 | NUT 12-P1.25..... | 18-56 |
| GUIDE PLATE GASKET..... | 16-25 | MAIN SWITCH ASSY..... | 31-6 | NUT 18-P1.5..... | 8-15 |
| GUIDE PLATE GASKET..... | 33-4-7 | MAIN SWITCH ASSY..... | 33-7-21 | NYLON NUT 10-P1.25..... | 22-2 |
| GUIDE PLATE GASKET..... | 33-5-6 | MAIN SWITCH KEY No.301..... | 27-2-1 | NYLON NUT 10-P1.25..... | 30-18 |
| GUIDE PLATE GASKET..... | 33-6-8 | MAIN SWITCH KEY No.302..... | 27-2-2 | NYLON NUT 12-P1.75..... | 18-35 |
| <H> | | MAIN SWITCH KEY No.303..... | 27-2-3 | NYLON NUT 3/8-24UNF..... | 28-6 |
| HANGER..... | 1-23 | MAIN SWITCH KEY No.301..... | 23-30-1 | NYLON NUT 3/8-24UNF..... | 30-5 |
| HOLDER..... | 8-8 | MAIN SWITCH KEY No.302..... | 23-30-2 | NYLON NUT 3/8-24UNF..... | 30-9 |
| HOOK LEVER..... | 23-6 | MAIN SWITCH KEY No.303..... | 23-30-3 | NYLON NUT 4-P0.7..... | 14-48 |
| HOOK LEVER BUSHING..... | 23-9 | MAIN SWITCH PANEL..... | 31-7 | NYLON NUT 5-P0.8..... | 13-31 |
| HOSE..... | 1-38 | MANUAL VALVE ASSY..... | 21-24 | NYLON NUT 6-P1.0..... | 24-5 |
| HOSE..... | 1-39 | METER BULB 12V-1.7W..... | 28-23 | NYLON NUT 7/8-14..... | 18-7 |
| HOSE..... | 1-40 | METER BULB 12V-1.7W..... | 29-11 | NYLON NUT 8-P1.25..... | 16-6 |
| HOSE..... | 1-42 | METER BULB 12V-1.7W..... | 29-23 | <O> | |
| HOSE..... | 1-43 | METER BULB 12V-1.7W..... | 29-29 | OIL BULB 12V-1.7W..... | 28-14 |
| HOSE..... | 1-44 | METER BULB 12V-1.7W..... | 29-38 | OIL CAUTION DECAL..... | 24-23 |
| HOSE..... | 1-45 | METER BULB 12V-1.8W..... | 28-15 | OIL CAUTION DECAL..... | 28-9 |
| HOSE..... | 1-46 | METER BULB 12V-1.8W..... | 29-2 | OIL FILLER CAP..... | 12-24 |
| HOSE..... | 3-6 | METER BULB 12V-1.8W..... | 29-47 | OIL FILTER ASSY..... | 12-28 |
| HOSE..... | 3-7 | METER BULB CAP..... | 28-24 | OIL FILTER BRACKET..... | 5-1 |
| HOSE..... | 4-40 | METER DAMPER..... | 28-16 | OIL FILTER BRACKET..... | 12-35 |
| HOSE..... | 5-9 | METER DAMPER..... | 28-25 | OIL FILTER BRACKET..... | 33-7-10 |
| HOSE..... | 5-10 | METER DAMPER..... | 29-3 | OIL LEVEL SENSOR..... | 12-18 |
| HOSE..... | 5-11 | METER DAMPER..... | 29-12 | OIL PUMP ASSY..... | 12-1 |
| HOSE..... | 5-12 | METER DAMPER..... | 29-24 | OIL PUMP BOLT..... | 12-5 |
| HOSE..... | 5-16 | METER DAMPER..... | 29-30 | OIL PUMP DRIVE GEAR..... | 2-15 |
| HOSE..... | 23-28 | METER DAMPER..... | 29-39 | OIL PUMP DRIVEN GEAR..... | 12-7 |
| HOSE..... | 25-6 | METER DAMPER..... | 29-48 | OIL PUMP ROD..... | 12-9 |
| HOSE..... | 25-7 | METER LAMP SWITCH..... | 29-34 | OIL SEAL 16-28-7..... | 1-60 |
| HOSE..... | 29-18 | METER LEAD WIRE L=2000..... | 28-20 | OIL SEAL 16-28-7..... | 33-3-6 |
| HOUR METER ASSY..... | 29-22 | MOTOR ASSY..... | 21-2 | OIL SEAL 17-33-6..... | 14-23 |
| <I> | | MOTOR BRACKET ASSY..... | 21-4 | OIL SEAL 17-33-6..... | 33-6-9 |
| IGNITION COIL ASSY W/LABEL..... | 10-1 | MOUNT 8.5-14-2.5..... | 10-25 | OIL SEAL 22-36-10..... | 15-16 |
| IGNITION COIL ASSY W/LABEL..... | 10-2 | MOUNT 8.5-14-2.5..... | 12-21 | OIL SEAL 22-36-10..... | 33-6-13 |
| IGNITION COIL W/CAP..... | 10-9 | MOUNT 8.5-14-2.5..... | 23-1 | OIL SEAL 22-37-8..... | 16-21 |
| IGNITION COIL W/R-CAP..... | 10-8 | MOUNT BRACKET..... | 18-30 | OIL SEAL 25-38-10..... | 17-15 |
| INTAKE MANIFOLD ASSY..... | 3-1-1 | MOUNT BRACKET..... | 20-19 | OIL SEAL 25-40-8..... | 1-59 |
| INTAKE MANIFOLD ASSY..... | 3-1-2 | MOUNT HOLDING PLATE (LOWER)..... | 18-37 | OIL SEAL 25-40-8..... | 33-3-7 |
| INTAKE MANIFOLD ASSY..... | 3-1-3 | MOUNT HOLDING PLATE (UPPER)..... | 18-45 | OIL SEAL 32-42-6..... | 2-20 |
| INTAKE MANIFOLD GASKET..... | 3-2 | <N> | | OIL SEAL 32-42-6..... | 2-20 |
| INTAKE MANIFOLD GASKET..... | 33-3-11 | NEEDLE ROLLER SET..... | 2-36 | OIL TANK..... | 12-17 |
| INTAKE SILENCER..... | 4-47-1 | NEEDLE ROLLER SET..... | 33-10-2 | OIL TANK CAP CHECK VALVE..... | 12-27 |
| | | | | O-RING..... | 5-5 |

| | | | | | |
|----------------------------------|---------|--------------------------------------|---------|--------------------------------|---------|
| O-RING..... | 9-8 | PRE-COATED BOLT 8-30..... | 17-2 | RETURN SPRING..... | 7-7 |
| O-RING..... | 12-30 | PRE-COATED SCREW..... | 4-27 | REVERSE LOCK (L)..... | 19-7 |
| O-RING..... | 12-32 | PRIMER BULB..... | 25-4 | REVERSE LOCK (R)..... | 19-8 |
| O-RING..... | 25-16 | PRIMER BULB ASSY..... | 25-1 | REVERSE LOCK ARM..... | 19-9 |
| O-RING..... | 33-3-13 | PROPELLER ASSY (10")..... | 17-20-2 | REVERSE LOCK LEVER GRIP..... | 19-23 |
| O-RING..... | 33-3-14 | PROPELLER ASSY (11")..... | 15-21-2 | REVERSE LOCK ROD..... | 19-12 |
| O-RING 1.5-3.5..... | 21-15 | PROPELLER ASSY (11")..... | 17-20-3 | REVERSE LOCK SHAFT..... | 19-10 |
| O-RING 1.5-6.5..... | 21-19 | PROPELLER ASSY (12")..... | 15-21-3 | REVERSE LOCK SPRING (L)..... | 19-15-1 |
| O-RING 1.6-19.2..... | 12-2 | PROPELLER ASSY (12")..... | 17-20-4 | REVERSE LOCK SPRING (S)..... | 19-15-2 |
| O-RING 1.7-59..... | 1-58 | PROPELLER ASSY (13")..... | 15-21-4 | RIGGING BOLT SET..... | 18-52 |
| O-RING 1.7-59..... | 33-3-5 | PROPELLER ASSY (13")..... | 17-20-5 | RING GEAR COVER..... | 8-23 |
| O-RING 1.8-69.6..... | 21-11 | PROPELLER ASSY (14")..... | 15-21-5 | RIVET 3-22..... | 18-64 |
| O-RING 1.9-6.8..... | 16-36 | PROPELLER ASSY (14")..... | 17-20-6 | ROD 5-68..... | 4-42 |
| O-RING 2.4-39.7..... | 2-21 | PROPELLER ASSY (15")..... | 15-21-6 | ROD 5-90..... | 6-14 |
| O-RING 2.4-39.7..... | 33-3-16 | PROPELLER ASSY (15")..... | 17-20-7 | ROD SNAP 3.5-4..... | 6-29 |
| O-RING 2.4-5.8..... | 14-36 | PROPELLER ASSY (16.5")..... | 17-20-8 | ROD SNAP 3.5-4..... | 6-31 |
| O-RING 2.4-5.8..... | 33-6-11 | PROPELLER ASSY (17.5")..... | 17-20-9 | ROD SNAP 3-B..... | 4-48 |
| O-RING 2-55.5..... | 21-5 | PROPELLER ASSY (7")..... | 15-21-7 | ROD SNAP 3-B..... | 4-52 |
| O-RING 3.1-94.4..... | 10-19 | PROPELLER ASSY (9")..... | 15-21-1 | ROD SNAP 5-3..... | 6-5 |
| O-RING 3.2-47..... | 14-24 | PROPELLER ASSY (9")..... | 17-20-1 | ROD SNAP 5-3..... | 6-20 |
| O-RING 3.2-47..... | 16-22 | PROPELLER HARDWARE KIT..... | 15-22 | ROLLER..... | 26-11 |
| O-RING 3.2-47..... | 33-6-10 | PROPELLER NUT..... | 15-26 | ROLLER BEARING 202720..... | 17-4 |
| O-RING 3.5-21.7..... | 14-37 | PROPELLER SHAFT..... | 15-8 | ROLLER BEARING 22-30-30..... | 14-2 |
| O-RING 3.5-21.7..... | 33-6-12 | PROPELLER SHAFT..... | 17-7 | ROLLER BEARING 22-30-30..... | 15-15 |
| O-RING 3.5-25.7..... | 18-27 | PROPELLER SHAFT HOUSING..... | 15-14 | ROLLER BEARING 25-32-20..... | 2-3 |
| O-RING 3.5-27.7..... | 16-37 | PROPELLER SHAFT HOUSING..... | 17-13 | ROLLER BEARING 25-32-20..... | 33-10-6 |
| O-RING 3.5-29.7..... | 20-17 | PROPELLER SHAFT HOUSING ASSY..... | 15-13 | ROLLER BEARING 25-33-30..... | 16-2 |
| O-RING 3.5-69.4..... | 15-18 | PROTECTOR..... | 7-33 | ROLLER BEARING 25-33-30..... | 17-14 |
| O-RING 3.5-69.4..... | 33-6-14 | PTT ASSY..... | 21-1 | ROLLER BEARING17-21-27..... | 2-17 |
| O-RING 3.5-74.6..... | 17-16 | PTT O-RING SET..... | 21-28 | ROLLER RETAINER..... | 26-23 |
| OVERHEAT BUZZER..... | 11-25 | PTT SOLENOID SWITCH (A)..... | 11-12 | ROPE ANCHOR..... | 7-17 |
| OVERHEAT BUZZER..... | 27-8 | PTT SOLENOID SWITCH (B)..... | 11-13 | ROPE GUIDE..... | 7-18 |
| OVERHEAT BUZZER..... | 31-13 | PTT SWITCH ASSY..... | 23-33 | RUBBER MOUNT (LOWER)..... | 18-29 |
| OVERHEAT SENSOR ASSY..... | 11-21 | PTT SWITCH ASSY..... | 27-5 | RUBBER MOUNT (UPPER)..... | 18-40 |
| <P> | | PTT SWITCH ASSY BRACKET..... | 23-35 | RUBBER MOUNT 8.5-14-2.5..... | 10-26 |
| PICK-UP ELBOW ASSY (25L)..... | 25-14 | PTT SWITCH CORD..... | 31-14 | RUBBER MOUNT 8.5-14-2.5..... | 12-22 |
| PILOT LAMP ASSY..... | 23-37 | PTT SWITCH CORD..... | 31-15 | RUBBER MOUNT 9-16-4.3..... | 8-27 |
| PIN..... | 15-9 | PTT SWITCH CORD..... | 31-16 | <S> | |
| PIN..... | 17-8 | PTT SWITCH COVER..... | 27-7 | SAFETY ROPE ϕ 6-1600..... | 28-11 |
| PINION ASSY..... | 9-2 | PTT THRUST ROD..... | 20-6 | SCREW..... | 3-10 |
| PIPE..... | 7-27 | PULSAR COIL & PLATE ASSY..... | 8-3 | SCREW..... | 4-13 |
| PIPE..... | 12-12 | PULSAR HOLDER..... | 8-4 | SCREW..... | 4-24 |
| PIPE..... | 12-13 | PUMP..... | 21-16 | SCREW..... | 4-30 |
| PIPE..... | 12-15 | PUMP BODY..... | 4-34 | SCREW..... | 7-26 |
| PISTON..... | 2-29-1 | PUMP BODY GASKET..... | 4-33 | SCREW..... | 8-6 |
| PISTON..... | 2-33-1 | PUMP CASE (LOWER)..... | 14-21 | SCREW..... | 8-9 |
| PISTON (0.5 O/S)..... | 2-29-2 | PUMP CASE (LOWER)..... | 16-19 | SCREW..... | 8-11 |
| PISTON (0.5 O/S)..... | 2-33-2 | PUMP CASE (UPPER)..... | 14-18 | SCREW..... | 8-13 |
| PISTON PIN..... | 2-30 | PUMP CASE GASKET..... | 14-28 | SCREW..... | 9-5 |
| PISTON PIN..... | 2-34 | PUMP CASE GASKET..... | 16-26 | SCREW..... | 10-24 |
| PISTON PIN CLIP..... | 2-31 | PUMP CASE GASKET..... | 33-4-5 | SCREW..... | 11-2 |
| PISTON PIN CLIP..... | 2-35 | PUMP CASE GASKET..... | 33-5-4 | SCREW..... | 11-5 |
| PISTON REPAIR KIT..... | 2-28-1 | PUMP CASE GASKET..... | 33-6-7 | SCREW..... | 13-30 |
| PISTON REPAIR KIT..... | 2-32-1 | PUMP CASE LINER..... | 14-19 | SCREW..... | 14-47 |
| PISTON REPAIR KIT (0.5 O/S)..... | 2-28-2 | PUMP CASE LINER..... | 16-17 | SCREW..... | 16-30 |
| PISTON REPAIR KIT (0.5 O/S)..... | 2-32-2 | PUMP CASE LINER..... | 33-4-4 | SCREW..... | 20-21 |
| PISTON RING..... | 2-25-1 | PUMP CASE LINER..... | 33-5-3 | SCREW..... | 20-23 |
| PISTON RING..... | 2-26-1 | PUMP CASE SUB-ASSY (UPPER)..... | 16-16 | SCREW..... | 20-28 |
| PISTON RING..... | 2-27-1 | PUMP COVER..... | 4-26 | SCREW..... | 21-9 |
| PISTON RING (0.5 O/S)..... | 2-25-2 | PUMP COVER GASKET..... | 4-28 | SCREW..... | 21-12 |
| PISTON RING (0.5 O/S)..... | 2-26-2 | PUMP DIAPHRAGM..... | 4-32 | SCREW..... | 22-12 |
| PISTON RING (0.5 O/S)..... | 2-27-2 | PUSH ROD..... | 15-19 | SCREW..... | 22-32 |
| PISTON RING SET..... | 2-23-1 | PUSH ROD..... | 17-17 | SCREW..... | 26-3 |
| PISTON RING SET..... | 2-24-1 | <Q> | | SCREW..... | 26-6 |
| PISTON RING SET (0.5 O/S)..... | 2-23-2 | QUICK-CONNECTOR (MALE)..... | 25-15 | SCREW..... | 26-18 |
| PISTON RING SET (0.5 O/S)..... | 2-24-2 | <R> | | SCREW..... | 26-20 |
| PLATE..... | 26-50 | RATCHET..... | 7-4 | SCREW..... | 26-42 |
| PLUG..... | 1-19 | REAR HOUSING..... | 26-37 | SCREW..... | 27-4 |
| PLUG..... | 4-9 | REAR PANEL..... | 26-38 | SCREW..... | 27-6 |
| PLUG..... | 14-4 | RECOIL STARTER ASSY..... | 7-1 | SCREW..... | 31-8 |
| PLUG..... | 23-52 | RECOIL STARTER ASSY..... | 7-2 | SCREW..... | 32-2 |
| PLUG..... | 33-2-5 | RECTIFIER COMPLETE..... | 11-1 | SCREW..... | 33-2-14 |
| PLUG 8-8..... | 14-3 | RECTIFIER COMPLETE..... | 33-7-16 | SCREW..... | 33-7-17 |
| PLUG CAP..... | 10-6 | RECTIFIER KIT..... | 32-1 | SCREW 4-20 P0.5..... | 23-67 |
| PLUG CAP..... | 10-13 | REED VALVE ASSY..... | 3-9-1 | SEAL..... | 13-29 |
| PLUG CAP TERMINAL..... | 10-5 | REED VALVE ASSY..... | 3-9-2 | SEAL L=275..... | 24-14 |
| PLUG CAP TERMINAL..... | 10-12 | REEL ASSY..... | 7-3 | SEAL RING..... | 28-8 |
| PLUG CAP W/RESISTANCE..... | 10-3 | RELIEF VALVE ASSY..... | 21-14 | SEAL RING 13.8-22-3.7..... | 23-8-1 |
| PLUG CAP W/RESISTANCE..... | 10-10 | REMOTE CONT HEAD (TOP-SINGLE)..... | 31-4 | SEAL RING 13.8-22-3.7..... | 23-8-2 |
| PLUG CAP W/RESISTANCE..... | 10-34 | REMOTE CONT HEAD (TOP-TWIN)..... | 31-3 | SEAL WASHER..... | 21-25 |
| PLUNGER..... | 11-4 | REMOTE CONTROL HEAD ASSY (RCSA)..... | 26-1 | SEPARATE CORD..... | 29-8-1 |
| POWER HEAD GASKET SET..... | 33-3-1 | REMOTE CONTROL HEAD ASSY (RCSB)..... | 26-2 | SEPARATE CORD..... | 29-8-2 |
| PRE-COATED BOLT 6-25..... | 15-2 | RESERVE TANK..... | 21-21 | SETTING PIECE..... | 19-6 |

| | | | | | |
|-----------------------------------------------|---------|----------------------------------|---------|--------------------------------------|---------|
| SETTING PLATE | 19-3 | SPRING PIN 3-10 | 22-10 | TACHOMETER LEAD WIRE L=6000 | 29-7 |
| SETTING RING | 8-19 | SPRING PIN 3-12 | 11-9 | TACHOMETER W/OIL LAMP | 28-13 |
| SHIFT ARM | 23-41 | SPRING PIN 3-12 | 14-34 | TAPERED ROLLER BEARING 32007 | 15-1 |
| SHIFT DECAL | 24-17 | SPRING PIN 3-12 | 14-39 | TAPERED ROLLER BEARING 32007JR | 17-1 |
| SHIFT GEAR ASSY | 26-30 | SPRING PIN 3-12 | 23-62 | TAPPING SCREW 5-30 | 4-4 |
| SHIFT LEVER | 23-40 | SPRING PIN 3-12 | 33-9-8 | TERMINAL CAP | 9-29 |
| SHIFT LEVER SHAFT | 23-50 | SPRING PIN 3-12 | 33-9-12 | TERMINAL CAP | 9-30 |
| SHIFT LEVER STOPPER | 23-46 | SPRING PIN 3-8 | 2-14 | TERMINAL CAP | 11-18 |
| SHIFT LEVER STOPPER | 23-47 | SPRING RETAINER | 15-10 | TERMINAL CAP | 33-7-15 |
| SHIFT POSITION DECAL | 27-14 | SPRING RETAINER | 17-10 | THERMOSTAT | 1-15-1 |
| SHIFT POSITION SIDE DECAL | 27-15 | SPRING WASHER | 4-38 | THERMOSTAT | 1-15-2 |
| SHIFT ROD | 23-61 | SPRING WASHER | 6-11 | THERMOSTAT CAP | 1-16-1 |
| SHIFT ROD JOINT | 14-38 | SPRING WASHER | 8-21 | THERMOSTAT CAP | 1-16-2 |
| SHIFT ROD JOINT | 16-38 | SPRING WASHER | 9-10 | THERMOSTAT CAP | 1-16-3 |
| SHIFT ROD LEVER | 23-44-1 | SPRING WASHER | 9-13 | THERMOSTAT CAP | 1-16-4 |
| SHIFT ROD LEVER | 23-44-2 | SPRING WASHER | 11-24 | THERMOSTAT CAP GASKET | 1-17 |
| SHIM 32.9-26-0.5 | 14-22 | SPRING WASHER | 12-6 | THERMOSTAT CAP GASKET | 33-3-4 |
| SHIM 36.9-30-0.5 | 16-20 | SPRING WASHER | 18-59 | THROTTLE ARM | 26-25 |
| SHIM 36-44-0.1 | 15-7-3 | SPRING WASHER | 23-14 | THROTTLE CAM | 6-6-1 |
| SHIM 36-44-0.15 | 15-7-2 | SPRING WASHER | 23-68 | THROTTLE CAM | 6-6-2 |
| SHIM 36-44-0.3 | 15-7-1 | SPRING WASHER | 24-13 | THROTTLE DECAL | 22-19 |
| SHIM 41-51.5-0.1 | 14-11-1 | SPRING WASHER | 28-19 | THROTTLE FRICTION ARM | 26-26 |
| SHIM 41-51.5-0.15 | 14-11-2 | SPRING WASHER | 28-27 | THROTTLE LIMITER ARM | 6-24 |
| SHIM 41-51.5-0.3 | 14-11-3 | SPRING WASHER | 29-6 | THROTTLE LIMITER ROD 3.5-56 | 6-28 |
| SHIM 41-51.5-0.5 | 14-11-4 | SPRING WASHER | 29-15 | THROTTLE LIMITER ROD 3.5-56 | 6-30 |
| SHIM 44-50.5-0.1 | 16-9-1 | SPRING WASHER | 29-27 | THROTTLE ROD 5-105 | 6-17 |
| SHIM 44-50.5-0.15 | 16-9-2 | SPRING WASHER | 29-33 | THROTTLE SHAFT | 22-7 |
| SHIM 44-50.5-0.3 | 16-9-3 | SPRING WASHER | 29-42 | THROTTLE SHAFT DAMPER | 22-8 |
| SHOULDER BOLT | 18-66 | SPRING WASHER | 29-51 | THROTTLE SHAFT SUPPORT | 22-13 |
| SHOULDER BOLT | 20-44 | STARTER CABLE L=160 | 9-26 | THROTTLE WIRE | 22-26 |
| SHOULDER BOLT 6-8 | 19-16 | STARTER CABLE L=160 | 33-7-12 | THROTTLE WIRE BRACKET | 22-28 |
| SLIDING PLATE | 7-11 | STARTER HANDLE | 7-16 | THRUST HOLDER | 15-23 |
| SLIDING PLATE | 7-12 | STARTER LOCK | 7-19 | THRUST HOLDER | 17-18 |
| SLOW JET (#66) | 4-8-1 | STARTER LOCK ARM | 6-32 | THRUST PLATE | 2-22 |
| SLOW JET (#80) | 4-8-2 | STARTER LOCK CAM | 7-20 | THRUST PLATE | 26-12 |
| SMALL END BEARING WASHER | 33-10-4 | STARTER LOCK SPRING | 7-21 | THRUST PLATE (LOWER) 26.5-46-1 | 18-26 |
| SMALL END BEARING WASHER 17.6-22.4-4.45 | 2-18 | STARTER LOCK WIRE | 7-24 | THRUST PLATE (UPPER) 27-50-1 | 18-25 |
| SNAP | 15-12 | STARTER MOTOR ASSY | 9-1 | THRUST PLATE (UPPER) 31-50-2 | 20-16 |
| SNAP | 17-12 | STARTER MOTOR ASSY | 33-7-3 | THRUST ROD | 18-15 |
| SNAP PIN | 20-7 | STARTER MOTOR BAND | 9-21 | THRUST ROD SPRING | 18-16 |
| SNAP PIN d=8 | 6-23 | STARTER MOTOR BAND | 33-7-6 | TIE BAR KIT | 30-7 |
| SNAP PIN d=8 | 23-54 | STARTER PULLEY | 7-35 | TILLER HANDLE | 22-5 |
| SNAP RETAINER d=8 | 23-45-1 | STARTER ROLLER | 7-28 | TILLER HANDLE ASSY | 22-4 |
| SNAP RETAINER d=8 | 23-45-2 | STARTER ROPE ϕ 6-2250 | 7-15 | TILLER HANDLE HOLDER ASSY | 22-33 |
| SOLENOID SWITCH CORD (A) L=80 | 11-14 | STARTER SEAL | 7-32 | TILT HANDLE | 24-4 |
| SOLENOID SWITCH CORD (B) L=150 | 11-15 | STARTER SOLENOID | 9-24 | TILT HANDLE | 24-15 |
| SOLENOID SWITCH CORD (C) L=1100 | 11-17 | STARTER SOLENOID | 33-7-8 | TILT HANDLE | 24-25 |
| SOLENOID SWITCH CORD (C) L=900 | 11-16 | STARTER SPRING | 7-5 | TILT STOPPER ASSY | 19-1 |
| SPACER | 22-9 | STEERING BRACKET | 22-1 | TILT STOPPER GRIP | 20-47 |
| SPACER | 26-7 | STEERING HOOK | 30-16 | TILT STOPPER KIT | 20-45 |
| SPACER 25.2-34-1.6 | 2-16 | STEERING ROD | 30-8 | TILT STOPPER LEVER | 19-14 |
| SPACER 6.2-9-15.7 | 10-27 | STEERING ROD JOINT | 30-10 | TILT STOPPER SPRING | 20-13 |
| SPACER 6.2-9-15.7 | 12-23 | STEERING SHAFT ASSY | 18-23 | TILT SWITCH COVER | 26-43 |
| SPACER 6.2-9-15.7 | 23-2 | STEERING SHAFT ASSY | 20-14 | TILT SWITCH PLUG | 26-46-1 |
| SPARE FUSE 20A | 10-21 | STOP SCREW | 4-14 | TILT SWITCH PLUG | 26-46-2 |
| SPARK PLUG (B8HS10) | 1-51-1 | STOP SWITCH ASSY | 23-38 | TOOL KIT | 28-12 |
| SPARK PLUG (BR7HS10) | 1-51-2 | STOP SWITCH ASSY | 27-9 | TOP COWL ASSY | 24-1-1 |
| SPARK PLUG (BR8HS10) | 1-51-3 | STOP SWITCH ASSY | 31-9 | TOP COWL ASSY | 24-1-2 |
| SPARK PLUG DECAL (B8HS10) | 23-73-1 | STOP SWITCH LANYARD ASSY | 23-39 | TOP COWL SEAL | 24-7 |
| SPARK PLUG DECAL (BR7HS10) | 23-73-2 | STOP SWITCH LANYARD ASSY | 27-10 | TOP COWL SUB-ASSY | 24-2 |
| SPARK PLUG DECAL (BR8HS10) | 23-73-3 | STOPPER | 4-50 | TOP COWL SUB-ASSY | 24-3 |
| SPEEDOMETER ASSY (50MPH) | 29-46-2 | STOPPER | 11-22 | TOP COWL SUB-ASSY | 24-24 |
| SPEEDOMETER ASSY (75MPH) | 29-46-1 | STOPPER | 13-8 | TRIM METER ASSY | 28-22 |
| SPEEDOMETER BAND | 29-53 | STOPPER | 14-40 | TRIM SENSOR L=1700 | 20-24 |
| SPEEDOMETER KIT (50MPH) | 29-45-2 | STOPPER | 15-24 | TRIM TAB | 14-7 |
| SPEEDOMETER KIT (75MPH) | 29-45-1 | STOPPER | 17-19 | TRIM TAB | 16-3 |
| SPEEDOMETER SENSOR | 29-54 | STOPPER | 19-24 | TRIM TAB GASKET | 16-4 |
| SPEEDOMETER TUBE L=6000 | 29-52 | STOPPER | 33-9-10 | TWIN REMOTE CONTROL KIT | 30-21 |
| SPLIT PIN | 7-23 | STUD | 13-12-1 | <V> | |
| SPLIT PIN | 28-4 | STUD | 13-12-2 | VALVE ASSY | 21-13 |
| SPLIT PIN | 30-14 | STUD | 16-5 | VOLTMETER ASSY | 29-28 |
| SPLIT PIN 2-12 | 19-13 | STUD | 22-34 | <W> | |
| SPLIT PIN 3-25 | 15-27 | STUD 10-25 P1.25 | 30-17 | WASHER | 1-8 |
| SPRING | 4-15 | STUD 10-50 P1.25 | 18-39 | WASHER | 1-25 |
| SPRING | 6-7 | SUB-WATER INLET STRAINER | 14-30 | WASHER | 1-30 |
| SPRING | 15-11 | SUB-WATER INLET STRAINER | 16-29 | WASHER | 4-39 |
| SPRING | 17-11 | SWIVEL BRACKET | 18-17 | WASHER | 5-8 |
| SPRING | 19-22 | SWIVEL BRACKET ASSY | 20-10 | WASHER | 6-26 |
| SPRING | 22-17 | SWIVEL BRACKET SHAFT ASSY | 18-6 | WASHER | 6-34 |
| SPRING | 24-10 | SWIVEL BRACKET SHAFT ASSY | 20-8 | WASHER | 7-10 |
| SPRING PIN 3.5-10 | 16-34 | SYMBOL DECAL | 24-22 | WASHER | 7-22 |
| SPRING PIN 3.5-14 | 16-33 | <T> | | WASHER | 7-30 |
| SPRING PIN 3.5-16 | 20-46 | TACHOMETER ASSY | 29-1 | WASHER | 7-37 |

| | | | |
|-----------------------------------|---------|--------------------------------------|--------|
| WASHER | 7-39 | WATER PUMP KIT (CHROME PLATED) | 33-5-1 |
| WASHER | 9-3 | WATER PUMP REPAIR KIT | 33-4-1 |
| WASHER | 9-9 | WATER STRAINER SET | 14-46 |
| WASHER | 9-14 | WATER STRAINER SET | 16-46 |
| WASHER | 9-17 | WATER TEMPERATURE METER ASSY | 29-37 |
| WASHER | 12-4 | WATER TEMPERATURE METER KIT | 29-36 |
| WASHER | 12-34 | WATER TEMPERATURE SENSOR | 29-43 |
| WASHER | 13-3 | WAVE WASHER | 26-47 |
| WASHER | 13-14-1 | WAVE WASHER 30-45-1.2 | 22-22 |
| WASHER | 13-14-2 | WAVE WASHER d=12 | 23-43 |
| WASHER | 15-3 | WAVE WASHER d=14 | 23-10 |
| WASHER | 16-28 | WIRE COVER | 26-33 |
| WASHER | 16-40 | WIRING DIAGRAM DECAL | 10-23 |
| WASHER | 16-42 | | |
| WASHER | 18-13 | | |
| WASHER | 18-19 | | |
| WASHER | 18-36 | | |
| WASHER | 18-55 | | |
| WASHER | 19-18 | | |
| WASHER | 22-3 | | |
| WASHER | 22-24 | | |
| WASHER | 22-30 | | |
| WASHER | 23-49 | | |
| WASHER | 26-8 | | |
| WASHER | 26-10 | | |
| WASHER | 26-14 | | |
| WASHER | 26-28 | | |
| WASHER | 26-41 | | |
| WASHER | 30-19 | | |
| WASHER 10-29-3 | 18-43 | | |
| WASHER 12.5-24-1 | 23-32 | | |
| WASHER 12.5-24-1 | 33-7-23 | | |
| WASHER 13-34-3 | 18-33 | | |
| WASHER 13-34-3 | 18-54 | | |
| WASHER 14-22-1 | 23-7 | | |
| WASHER 17-32-3 | 15-25 | | |
| WASHER 18.2-34-1 | 20-38 | | |
| WASHER 19-34-3 | 8-16 | | |
| WASHER 22.1-28-3 | 15-6 | | |
| WASHER 30-45-1 | 22-21 | | |
| WASHER 6.5-21-1 | 6-3 | | |
| WASHER 6.5-21-1 | 10-29 | | |
| WASHER 6.5-21-1 | 12-20 | | |
| WASHER 6.5-21-1 | 23-59 | | |
| WASHER 6.5-23-1.5 | 20-34 | | |
| WASHER 6-16-1.5 | 6-10 | | |
| WASHER 6-16-1.5 | 19-17 | | |
| WASHER 6-16-1.5 | 20-26 | | |
| WASHER 6-16-1.5 | 22-31 | | |
| WASHER 6-16-1.5 | 23-13 | | |
| WASHER 6-16-1.5 | 24-6 | | |
| WASHER 8.5-18-1.6 | 6-22 | | |
| WASHER 8.5-18-1.6 | 19-20 | | |
| WASHER 8.5-18-1.6 | 23-51 | | |
| WASHER 8.5-19.5-3.2 | 1-22 | | |
| WASHER 9.6-18-2 | 28-7 | | |
| WASHER 9.6-18-2 | 30-3 | | |
| WASHER 9.6-18-2 | 30-12 | | |
| WASHER t=2.5 | 17-6-3 | | |
| WASHER t=2.75 | 17-6-2 | | |
| WASHER t=3.0 | 17-6-1 | | |
| WATER PIPE (L) | 14-43-2 | | |
| WATER PIPE (LL) | 14-43-4 | | |
| WATER PIPE (S) | 14-43-1 | | |
| WATER PIPE (UL) | 14-43-3 | | |
| WATER PIPE (UL) | 33-9-13 | | |
| WATER PIPE AUXILIARY MOUNT | 13-4 | | |
| WATER PIPE AUXILIARY MOUNT | 13-6 | | |
| WATER PIPE AUXILIARY MOUNT | 33-9-5 | | |
| WATER PIPE SEAL (LOWER) | 14-20 | | |
| WATER PIPE SEAL (LOWER) | 16-18 | | |
| WATER PIPE SEAL (UPPER) | 14-44 | | |
| WATER PRESSURE METER ASSY | 29-10 | | |
| WATER PRESSURE METER KIT | 29-9 | | |
| WATER PRESSURE METER NIPPLE | 29-16 | | |
| WATER PUMP GUIDE PLATE | 14-26 | | |
| WATER PUMP GUIDE PLATE | 16-24 | | |
| WATER PUMP GUIDE PLATE | 33-4-6 | | |
| WATER PUMP GUIDE PLATE | 33-5-5 | | |
| WATER PUMP IMPELLER | 14-16 | | |
| WATER PUMP IMPELLER | 16-14 | | |
| WATER PUMP IMPELLER | 33-4-2 | | |
| WATER PUMP IMPELLER | 33-5-2 | | |

INDEX (Parts Number)

| | | | | | | | |
|-------------|---------|-------------|---------|-------------|---------|---------------|---------|
| 121-33159-0 | 29-17 | 345-65015-0 | 14-24 | 353-61335-0 | 18-43 | 393-01137-0 | 1-2 |
| 151-33159-0 | 10-15 | 345-65015-0 | 16-22 | 353-62415-0 | 20-17 | 393-01137-0 | 1-5 |
| 151-33159-0 | 33-3-10 | 345-65015-0 | 33-6-10 | 353-62417-0 | 20-15 | 393-01160-0 | 1-41 |
| 178-34147-0 | 31-11 | 345-65205-0 | 14-45 | 353-62423-1 | 20-16 | 398-62396-1 | 18-48 |
| 309-01136-0 | 29-21 | 345-65205-0 | 16-45 | 353-63207-0 | 20-12 | 398-62396-1 | 20-5 |
| 309-06972-0 | 1-52 | 345-65206-0 | 14-44 | 353-64027-0 | 16-8 | 398-63012-0 | 22-6 |
| 309-06972-0 | 3-5 | 345-66021-0 | 16-36 | 353-64032-0 | 17-6-1 | 398-63053-0 | 22-9 |
| 309-06972-0 | 23-24-1 | 345-66226-0 | 23-60 | 353-64034-0 | 17-6-2 | 3A0-62423-2 | 18-25 |
| 309-06972-0 | 23-24-2 | 345-67117-0 | 23-5-1 | 353-64035-0 | 17-6-3 | 3A3-06830-0 | 27-9 |
| 309-06972-0 | 23-24-3 | 345-67117-0 | 23-5-2 | 353-64036-0 | 15-7-1 | 3A3-06830-0 | 31-9 |
| 309-06972-0 | 33-7-24 | 345-67117-0 | 23-5-3 | 353-64037-0 | 15-7-2 | 3A3-62396-1 | 18-50 |
| 332-60005-2 | 14-3 | 345-76092-0 | 23-18 | 353-64038-0 | 15-7-3 | 3A3-64211-0 | 17-7 |
| 332-60006-0 | 1-32 | 346-00011-0 | 2-27-1 | 353-64081-0 | 16-9-1 | 3A3-64222-0 | 17-10 |
| 332-60006-0 | 14-6 | 346-00014-0 | 2-27-2 | 353-64082-0 | 16-9-2 | 3A3-64328-0 | 16-13 |
| 332-60006-0 | 33-6-5 | 346-00115-0 | 2-22 | 353-64083-0 | 16-9-3 | 3A3-72026-0 | 23-73-3 |
| 332-62101-1 | 18-65 | 346-00116-0 | 2-16 | 353-64121-0 | 15-26 | 3A3-72537-1 | 28-20 |
| 332-62101-1 | 20-43 | 346-01216-0 | 1-58 | 353-64218-1 | 17-8 | 3A3-72560-0 | 27-5 |
| 332-65022-0 | 14-17 | 346-01216-0 | 33-3-5 | 353-64219-2 | 17-12 | 3A3-72591-0 | 27-7 |
| 332-65022-0 | 33-4-3 | 346-05228-1 | 6-13 | 353-64223-1 | 17-17 | 3A3-76086-1 | 27-3 |
| 332-66021-0 | 14-36 | 346-05228-1 | 8-20 | 353-64231-0 | 17-18 | 3A3-76114-0 | 32-3 |
| 332-66021-0 | 33-6-11 | 346-06999-0 | 10-3 | 353-64233-0 | 17-19 | 3A3-76115-1 | 27-11 |
| 332-70201-0 | 25-11 | 346-06999-0 | 10-10 | 353-64327-0 | 16-12 | 3A3-76115-1-0 | 31-10 |
| 332-70261-0 | 23-56 | 346-61111-1 | 13-12-1 | 353-66024-0 | 11-22 | 3A3-76145-0 | 9-29 |
| 332Q62102-1 | 18-63 | 346-62124-1 | 18-7 | 353-66024-0 | 13-8 | 3A3-76145-0 | 11-18 |
| 334-00024-1 | 2-31 | 346-62127-0 | 18-10 | 353-66024-0 | 14-40 | 3A3-76145-0 | 33-7-15 |
| 334-00122-0 | 1-59 | 346-62421-1 | 18-21 | 353-66024-0 | 33-9-10 | 3A3-81301-0 | 30-21 |
| 334-00122-0 | 33-3-7 | 346-62424-1 | 18-26 | 353-72521-1 | 29-34 | 3A3-83314-2 | 26-31 |
| 334-00131-0 | 8-14 | 346-62437-0 | 19-2 | 353-72546-0 | 27-12 | 3A3-84307-0 | 26-21 |
| 334-60223-0 | 15-16 | 346-62438-0 | 19-6 | 353-72546-0 | 29-35-3 | 3A3-84364-2 | 26-32 |
| 334-60223-0 | 33-6-13 | 346-62439-1 | 19-3 | 353-72546-0 | 31-12 | 3A3-84365-1 | 26-25 |
| 334-65012-0 | 14-25 | 346-64221-0 | 17-11 | 353-72547-0 | 29-35-1 | 3A3-84368-0 | 26-47 |
| 334-65012-0 | 16-23 | 346-65204-0 | 13-4 | 353-72548-0 | 29-35-2 | 3A3-84374-0 | 26-7 |
| 336-06973-0 | 20-20 | 346-65204-0 | 13-6 | 353-76020-3 | 27-1 | 3A3-84375-0 | 26-6 |
| 336-06973-0 | 20-27 | 346-65204-0 | 33-9-5 | 353-76020-3 | 31-6 | 3A3-84376-0 | 26-36 |
| 336-70112-0 | 23-57 | 346-66037-0 | 13-7 | 353-76020-3 | 33-7-21 | 3A3-84381-0 | 26-30 |
| 336-76091-0 | 10-17 | 346-66037-0 | 33-9-9 | 353-76037-0 | 26-4 | 3A3-84383-0 | 26-10 |
| 336-76091-0 | 29-20 | 346-66333-0 | 19-23 | 353-76037-0 | 28-21 | 3A3-84391-0 | 26-48 |
| 338-01133-0 | 1-49 | 346-66334-0 | 19-24 | 353-76062-1 | 11-11 | 3A3-84398-0 | 27-17 |
| 338-02215-0 | 3-8 | 346-67113-0 | 10-25 | 353-76062-1 | 33-7-19 | 3A3-84401-0 | 26-39 |
| 338-02215-0 | 4-41 | 346-67113-0 | 12-21 | 353-76079-0 | 6-27 | 3A3-84403-0 | 26-40 |
| 338-02215-0 | 5-13 | 346-67113-0 | 23-1 | 353-76079-0 | 6-35 | 3A3-84404-0 | 26-44 |
| 338-02215-0 | 5-14 | 346-67114-1 | 10-27 | 353-76213-0 | 10-21 | 3A3-84406-0 | 26-50 |
| 338-02215-0 | 5-17 | 346-67114-1 | 12-23 | 353-84371-0 | 26-8 | 3A3-84407-0 | 26-41 |
| 338-02215-0 | 29-19 | 346-67114-1 | 23-2 | 353-84388-0 | 26-16 | 3A3-84421-0 | 26-11 |
| 338-60218-2 | 1-33 | 346-67115-0 | 6-3 | 353-84394-0 | 26-28 | 3A3-84422-0 | 26-12 |
| 338-67147-0 | 23-8-1 | 346-67115-0 | 10-29 | 353-84904-0 | 30-20 | 3A3-84423-0 | 26-19 |
| 338-67147-0 | 23-8-2 | 346-67115-0 | 12-20 | 353-84916-0 | 28-7 | 3A3-84424-0 | 26-22 |
| 338-67163-0 | 23-19 | 346-67115-0 | 23-59 | 353-84916-0 | 30-3 | 3A3-84425-0 | 26-24 |
| 344-67177-1 | 18-18 | 346-67196-1 | 4-48 | 353-84916-0 | 30-12 | 3A3-84426-0 | 26-23 |
| 344-67177-1 | 20-11 | 346-67196-1 | 4-52 | 353-84918-0 | 28-6 | 3A3-84427-0 | 26-29 |
| 345-00040-1 | 2-2-1 | 346-76040-0 | 9-24 | 353-84918-0 | 30-5 | 3A3-84428-0 | 26-26 |
| 345-00042-0 | 2-17 | 346-76040-0 | 33-7-8 | 353-84918-0 | 30-9 | 3A3-84429-0 | 26-33 |
| 345-00043-0 | 2-3 | 348-00061-1 | 2-9 | 353B01031-0 | 1-16-3 | 3A3-84431-0 | 26-13 |
| 345-00043-0 | 33-10-6 | 348-00061-1 | 33-10-7 | 353B64101-0 | 17-20-1 | 3A3-84432-0 | 26-5 |
| 345-00045-0 | 2-4 | 348-63717-1 | 4-42 | 353B64102-0 | 17-20-2 | 3A3-84435-0 | 26-49 |
| 345-00045-0 | 33-10-5 | 348-64232-0 | 15-24 | 353B64103-0 | 17-20-3 | 3A3-84442-0 | 26-15 |
| 345-00117-0 | 1-4 | 348B64108-1 | 15-21-7 | 353B64104-0 | 17-20-4 | 3A3-84451-0 | 26-43 |
| 345-01111-0 | 1-3 | 349-62126-0 | 18-8 | 353B64105-0 | 17-20-5 | 3A3-84452-0 | 26-46-1 |
| 345-01111-0 | 1-20 | 350-04005-0 | 4-32 | 353B64106-0 | 17-20-6 | 3A3-84452-0 | 26-46-2 |
| 345-01111-0 | 13-19 | 350-04014-0 | 4-29 | 353B64107-0 | 17-20-7 | 3A3Q60101-0 | 17-13 |
| 345-05122-1 | 20-34 | 350-63046-0 | 22-11 | 353B64108-0 | 17-20-8 | 3AA-83719-0 | 6-22 |
| 345-06915-0 | 20-22 | 350-67101-0 | 23-42 | 353B64109-0 | 17-20-9 | 3AA-83719-0 | 19-20 |
| 345-06915-0 | 23-21 | 353-00132-0 | 8-15 | 353J01031-0 | 1-16-4 | 3AA-83719-0 | 23-51 |
| 345-60103-0 | 15-18 | 353-00133-0 | 8-16 | 356-00011-0 | 2-25-1 | 3AB-35143-0 | 12-14 |
| 345-60103-0 | 33-6-14 | 353-01030-0 | 1-15-2 | 356-00014-0 | 2-25-2 | 3AC-62191-0 | 18-6 |
| 345-60211-0 | 14-2 | 353-01032-0 | 1-17 | 360-72025-0 | 23-73-1 | 3ACQ84330-0 | 26-1 |
| 345-60211-0 | 15-15 | 353-01032-0 | 33-3-4 | 361-72026-0 | 23-73-2 | 3AD-02230-0 | 5-3 |
| 345-60215-0 | 15-1 | 353-03271-0 | 4-50 | 361-72539-0 | 29-7 | 3AD-02234-0 | 5-6 |
| 345-62122-2 | 18-16 | 353-06821-0 | 23-39 | 361-72542-0 | 29-8-1 | 3AD-02235-0 | 5-5 |
| 345-62417-0 | 18-24 | 353-06821-0 | 27-10 | 361-72543-0 | 29-8-2 | 3AD-02237-0 | 5-4 |
| 345-62441-0 | 18-20 | 353-06972-0 | 10-32 | 361-76050-0 | 11-3 | 3AD-62191-0 | 20-8 |
| 345-63048-0 | 22-8 | 353-06972-0 | 33-7-25 | 361-76073-0 | 11-4 | 3AL-05212-0 | 19-19 |
| 345-64011-0 | 17-4 | 353-60103-0 | 17-16 | 369-62433-1 | 20-47 | 3AL-05254-0 | 19-16 |
| 345-64032-0 | 15-6 | 353-60111-0 | 17-15 | 369-67105-0 | 23-9 | 3B2-63108-0 | 22-21 |
| 345-64081-0 | 14-11-1 | 353-60211-0 | 16-2 | 369-70098-2 | 1-50 | 3B2-63109-0 | 22-22 |
| 345-64082-0 | 14-11-2 | 353-60211-0 | 17-14 | 369-72019-1 | 22-19 | 3B2-67187-0 | 23-26 |
| 345-64083-0 | 14-11-3 | 353-61307-1 | 18-41 | 369-84398-0 | 7-34 | 3B2-70260-1 | 23-55 |
| 345-64084-0 | 14-11-4 | 353-61334-0 | 18-33 | 369-84398-0 | 23-72 | 3B7-01046-0 | 1-19 |
| 345-64124-0 | 15-25 | 353-61334-0 | 18-54 | 393-01131-0 | 1-6 | 3B7-01046-0 | 23-52 |

| | | | | | | | |
|-------------|---------|-------------|---------|-------------|---------|-------------|---------|
| 3B7-02235-0 | 12-30 | 3B7-77167-0 | 21-11 | 3C8-02312-2 | 13-22 | 3C8-09000-1 | 12-1 |
| 3B7-02235-0 | 33-3-13 | 3B7-77430-0 | 21-16 | 3C8-02312-2 | 33-6-3 | 3C8-09050-1 | 12-5 |
| 3B7-02236-0 | 12-32 | 3B7-77431-1 | 21-18 | 3C8-02319-0 | 13-21 | 3C8-09053-1 | 12-9 |
| 3B7-02236-0 | 33-3-14 | 3B7-77432-1 | 21-17 | 3C8-02411-0 | 4-47-1 | 3C8-09060-0 | 2-15 |
| 3B7-02237-0 | 12-29 | 3B7-77433-0 | 21-19 | 3C8-02415-0 | 4-3 | 3C8-09065-0 | 12-7 |
| 3B7-05229-0 | 4-43 | 3B7-77434-1 | 21-20 | 3C8-02417-0 | 4-49 | 3C8-09069-0 | 12-8 |
| 3B7-05243-0 | 4-44 | 3B7-83715-2 | 6-21 | 3C8-02418-0 | 4-2 | 3C8-09075-0 | 5-15 |
| 3B7-05243-0 | 6-15 | 3B7-83715-2 | 23-53 | 3C8-02420-0 | 4-1 | 3C8-09081-1 | 1-35 |
| 3B7-05243-0 | 6-18 | 3B7-84490-3 | 31-2 | 3C8-03120-0 | 4-17 | 3C8-09082-2 | 1-36 |
| 3B7-05243-0 | 12-10 | 3B7-84540-3 | 31-1 | 3C8-03121-0 | 4-18 | 3C8-09082-2 | 33-3-9 |
| 3B7-06131-0 | 8-4 | 3B7B01031-0 | 1-16-1 | 3C8-03121-0 | 33-2-10 | 3C8-60108-1 | 15-2 |
| 3B7-06132-0 | 8-10 | 3B7J01031-0 | 1-16-2 | 3C8-03123-0 | 4-35 | 3C8-60204-0 | 14-30 |
| 3B7-06133-0 | 8-12 | 3B7Q84312-0 | 26-17 | 3C8-03125-0 | 4-12 | 3C8-60205-1 | 14-46 |
| 3B7-06135-0 | 8-8 | 3B7Q84340-3 | 26-2 | 3C8-03125-0 | 33-2-9 | 3C8-60213-0 | 14-14 |
| 3B7-06305-0 | 8-27 | 3B7Q84343-0 | 26-45 | 3C8-03126-0 | 4-11 | 3C8-60217-1 | 14-7 |
| 3B7-06920-0 | 10-26 | 3B7Q84366-0 | 26-38 | 3C8-03126-0 | 33-2-8 | 3C8-60223-0 | 14-23 |
| 3B7-06920-0 | 12-22 | 3B7Q84441-0 | 26-37 | 3C8-03141-0 | 4-21 | 3C8-60223-0 | 33-6-9 |
| 3B7-09002-0 | 12-2 | 3C7-06040-0 | 10-8 | 3C8-03152-1 | 4-8-1 | 3C8-61012-2 | 13-15 |
| 3B7-09004-0 | 12-3 | 3C7-06921-0 | 10-34 | 3C8-03157-0 | 4-15 | 3C8-61012-2 | 33-6-2 |
| 3B7-09006-0 | 12-4 | 3C7-09056-1 | 12-16 | 3C8-03169-0 | 4-9 | 3C8-61180-0 | 13-23 |
| 3B7-60001-5 | 16-41 | 3C7-60108-2 | 17-2 | 3C8-03169-0 | 33-2-5 | 3C8-61181-2 | 13-25 |
| 3B7-60007-0 | 28-29 | 3C7-60218-2 | 18-57 | 3C8-03179-1 | 4-14 | 3C8-61181-2 | 33-6-4 |
| 3B7-60015-1 | 14-4 | 3C7-60218-2 | 20-3 | 3C8-03181-0 | 4-22 | 3C8-61182-0 | 13-26 |
| 3B7-60016-1 | 14-5 | 3C7-61338-0 | 18-34 | 3C8-03181-0 | 33-2-12 | 3C8-61184-0 | 13-24 |
| 3B7-60016-1 | 33-6-6 | 3C7-62133-2 | 18-53 | 3C8-03182-0 | 4-23 | 3C8-61212-0 | 13-28 |
| 3B7-60103-0 | 10-19 | 3C7-62139-1 | 18-56 | 3C8-03182-0 | 33-2-13 | 3C8-61213-0 | 13-29 |
| 3B7-60205-0 | 16-46 | 3C7-70050-1 | 25-13 | 3C8-03193-0 | 4-20 | 3C8-61302-1 | 18-29 |
| 3B7-60217-1 | 16-3 | 3C7-70113-0 | 25-17 | 3C8-03193-0 | 33-2-11 | 3C8-61321-1 | 18-32 |
| 3B7-60218-1 | 18-4 | 3C7-70155-0 | 25-14 | 3C8-03200-5 | 4-5-1 | 3C8-61336-0 | 18-31 |
| 3B7-60219-0 | 16-4 | 3C7-70177-1 | 25-12 | 3C8-03207-5 | 4-6-1 | 3C8-61341-0 | 18-45 |
| 3B7-63731-0 | 23-32 | 3C7-70199-0 | 25-16 | 3C8-03210-5 | 4-25-1 | 3C8-62097-0 | 18-39 |
| 3B7-63731-0 | 33-7-23 | 3C7-70211-1 | 25-4 | 3C8-03441-0 | 4-7-1 | 3C8-62098-0 | 22-2 |
| 3B7-65014-0 | 16-18 | 3C7-70217-0 | 25-5 | 3C8-04002-0 | 4-34 | 3C8-62098-0 | 30-18 |
| 3B7-65016-0 | 16-16 | 3C7-70220-1 | 25-2 | 3C8-04004-0 | 4-26 | 3C8-62104-2 | 18-64 |
| 3B7-65018-0 | 16-26 | 3C7-70224-1 | 25-3 | 3C8-04018-0 | 4-28 | 3C8-62107-0 | 18-66 |
| 3B7-65021-2 | 16-14 | 3C7-71030-0 | 12-28 | 3C8-04028-0 | 4-33 | 3C8-62107-0 | 20-44 |
| 3B7-65022-1 | 16-15 | 3C7-71033-0 | 12-31 | 3C8-05003-0 | 7-4 | 3C8-62117-1 | 18-11 |
| 3B7-65029-0 | 16-25 | 3C7-72180-3 | 24-18 | 3C8-05004-0 | 7-5 | 3C8-62120-1 | 18-14 |
| 3B7-65238-0 | 16-17 | 3C7-72182-2 | 8-24 | 3C8-05006-0 | 7-8 | 3C8-62121-1 | 18-15 |
| 3B7-66023-0 | 16-37 | 3C7-76142-1 | 10-16 | 3C8-05007-0 | 7-6 | 3C8-62132-0 | 18-9 |
| 3B7-66031-1 | 16-35 | 3C7-84470-1 | 31-17 | 3C8-05012-0 | 7-7 | 3C8-62396-1 | 18-47 |
| 3B7-67211-0 | 24-9 | 3C7-84471-1 | 31-18 | 3C8-05013-0 | 7-15 | 3C8-62421-1 | 19-5 |
| 3B7-70200-4 | 25-1 | 3C7-84475-0 | 31-14 | 3C8-05014-1 | 7-18 | 3C8-63041-1 | 22-7 |
| 3B7-70280-1 | 25-8 | 3C7-84476-0 | 31-15 | 3C8-05019-0 | 7-16 | 3C8-63063-0 | 22-13 |
| 3B7-72043-0 | 28-9 | 3C7-84477-0 | 31-16 | 3C8-05023-0 | 7-11 | 3C8-63101-0 | 22-20 |
| 3B7-72201-0 | 28-11 | 3C7-84480-1 | 31-4 | 3C8-05029-0 | 7-12 | 3C8-63102-1 | 22-23 |
| 3B7-72514-0 | 29-43 | 3C7-84520-1 | 31-3 | 3C8-05030-0 | 7-28 | 3C8-63508-1 | 22-28 |
| 3B7-72518-0 | 29-44 | 3C8-00001-4 | 2-29-1 | 3C8-05031-0 | 7-29 | 3C8-63600-1 | 22-26 |
| 3B7-72530-2 | 29-1 | 3C8-00004-4 | 2-29-2 | 3C8-05032-0 | 7-30 | 3C8-63607-0 | 22-27 |
| 3B7-72641-0 | 29-16 | 3C8-00021-1 | 2-30 | 3C8-05033-0 | 7-31 | 3C8-63621-0 | 23-20-1 |
| 3B7-72643-0 | 29-54 | 3C8-00031-1 | 2-5 | 3C8-05090-2 | 7-2 | 3C8-63624-0 | 23-20-2 |
| 3B7-72650-0 | 29-52 | 3C8-00032-0 | 2-6 | 3C8-05106-0 | 7-3 | 3C8-63704-0 | 6-6-1 |
| 3B7-72651-0 | 29-53 | 3C8-00033-0 | 2-7 | 3C8-05107-0 | 7-9 | 3C8-63711-1 | 6-1 |
| 3B7-72655-0 | 28-25 | 3C8-00034-0 | 2-8 | 3C8-05108-0 | 7-10 | 3C8-63722-0 | 8-17 |
| 3B7-72655-0 | 29-12 | 3C8-00051-2 | 2-13 | 3C8-05138-0 | 7-14 | 3C8-63723-0 | 8-19 |
| 3B7-72655-0 | 29-24 | 3C8-00108-0 | 2-21 | 3C8-05211-0 | 6-32 | 3C8-63725-0 | 8-18 |
| 3B7-72655-0 | 29-30 | 3C8-00108-0 | 33-3-16 | 3C8-05213-0 | 6-24 | 3C8-63732-0 | 6-4 |
| 3B7-72655-0 | 29-39 | 3C8-00113-0 | 2-19 | 3C8-05216-0 | 7-21 | 3C8-63733-0 | 6-5 |
| 3B7-72656-0 | 28-16 | 3C8-00114-0 | 2-10 | 3C8-05217-0 | 7-24 | 3C8-63733-0 | 6-20 |
| 3B7-72656-0 | 29-3 | 3C8-00121-0 | 2-20 | 3C8-05221-0 | 6-28 | 3C8-64010-1 | 15-4 |
| 3B7-72656-0 | 29-48 | 3C8-01005-5 | 1-11 | 3C8-05221-0 | 6-30 | 3C8-64020-2 | 14-9 |
| 3B7-72657-0 | 29-11 | 3C8-01005-5 | 33-3-2 | 3C8-05223-0 | 6-29 | 3C8-64027-0 | 14-10 |
| 3B7-72657-0 | 29-23 | 3C8-01012-0 | 1-21 | 3C8-05223-0 | 6-31 | 3C8-64030-0 | 15-5 |
| 3B7-72657-0 | 29-29 | 3C8-01015-0 | 1-22 | 3C8-05237-0 | 7-22 | 3C8-64084-0 | 14-22 |
| 3B7-72657-0 | 29-38 | 3C8-01024-1 | 1-13 | 3C8-05238-0 | 7-27 | 3C8-64211-0 | 15-8 |
| 3B7-72658-0 | 28-14 | 3C8-01024-1 | 33-3-3 | 3C8-05252-0 | 7-19 | 3C8-64215-2 | 15-9a |
| 3B7-72659-0 | 28-15 | 3C8-01113-0 | 1-14 | 3C8-05253-0 | 7-20 | 3C8-64217-0 | 15-9 |
| 3B7-72659-0 | 29-2 | 3C8-01215-0 | 1-60 | 3C8-05257-0 | 7-25 | 3C8-64219-1 | 15-12 |
| 3B7-72659-0 | 29-47 | 3C8-01215-0 | 33-3-6 | 3C8-05901-1 | 7-35 | 3C8-64221-0 | 15-11 |
| 3B7-72661-0 | 28-17 | 3C8-01291-0 | 1-57 | 3C8-06048-0 | 10-1 | 3C8-64222-0 | 15-10 |
| 3B7-72661-0 | 29-4 | 3C8-01303-4 | 1-56 | 3C8-06049-3 | 10-2 | 3C8-64223-1 | 15-19 |
| 3B7-72661-0 | 29-49 | 3C8-01303-4 | 33-3-15 | 3C8-06050-2 | 10-9 | 3C8-64231-0 | 15-23 |
| 3B7-72662-0 | 29-31 | 3C8-01513-1 | 1-23 | 3C8-06101-1 | 8-1 | 3C8-64301-0 | 14-13-1 |
| 3B7-72662-0 | 29-40 | 3C8-02011-0 | 4-36 | 3C8-06103-3 | 8-2 | 3C8-64302-0 | 14-13-2 |
| 3B7-72663-0 | 29-13 | 3C8-02011-0 | 33-2-3 | 3C8-06105-0 | 9-15 | 3C8-64303-0 | 14-13-3 |
| 3B7-72664-0 | 29-25 | 3C8-02011-0 | 33-3-12 | 3C8-06120-1 | 8-5 | 3C8-64303-0 | 33-9-6 |
| 3B7-76065-5 | 11-1 | 3C8-02100-1 | 3-9-1 | 3C8-06123-1 | 8-7 | 3C8-64304-0 | 14-13-4 |
| 3B7-76065-5 | 33-7-16 | 3C8-02104-2 | 3-2 | 3C8-06130-2 | 8-3 | 3C8-64327-0 | 14-15 |
| 3B7-76093-0 | 1-9 | 3C8-02104-2 | 33-3-11 | 3C8-06133-0 | 7-33 | 3C8-65014-0 | 14-20 |
| 3B7-76093-0 | 33-7-2 | 3C8-02302-0 | 1-27 | 3C8-06160-1 | 10-18 | 3C8-65017-1 | 14-21 |
| 3B7-76120-2 | 9-27 | 3C8-02305-2 | 1-28 | 3C8-06301-0 | 8-23 | 3C8-65021-2 | 14-16 |
| 3B7-76120-2 | 33-7-13 | 3C8-02305-2 | 33-3-8 | 3C8-06820-0 | 23-38 | 3C8-65021-2 | 33-4-2 |
| 3B7-76145-0 | 9-30 | 3C8-02311-1 | 13-20 | 3C8-06902-0 | 10-22 | 3C8-65021-2 | 33-5-2 |

| | | | | | | | |
|-------------|---------|-------------|---------|-------------|---------|-------------|---------|
| 3C8-65025-0 | 14-26 | 3C8-76009-0 | 33-7-6 | 3C8Q76118-0 | 23-69 | 3F3-76217-0 | 27-2-1 |
| 3C8-65025-0 | 33-4-6 | 3C8-76010-1 | 9-1 | 3C8Q83737-0 | 23-63 | 3F3-76218-0 | 23-30-2 |
| 3C8-65029-2 | 14-27 | 3C8-76010-1 | 33-7-3 | 3C8Q84960-0 | 30-1 | 3F3-76218-0 | 27-2-2 |
| 3C8-65029-2 | 33-4-7 | 3C8-76015-0 | 9-2 | 3C8Q87303-4 | 33-1-5 | 3F3-76219-0 | 23-30-3 |
| 3C8-65029-2 | 33-5-6 | 3C8-76020-2 | 23-29 | 3C8Q87314-1 | 33-9-1 | 3F3-76219-0 | 27-2-3 |
| 3C8-65029-2 | 33-6-8 | 3C8-76055-0 | 11-6 | 3E0-70270-0 | 25-15 | 3F3-84908-0 | 28-8 |
| 3C8-65100-0 | 14-43-1 | 3C8-76057-0 | 11-8 | 3E0-72522-0 | 29-45-2 | 3G2-03156-0 | 4-16 |
| 3C8-65110-0 | 14-43-2 | 3C8-76080-1 | 23-31 | 3E0-72524-0 | 29-22 | 3GF-06304-0 | 8-26 |
| 3C8-65120-0 | 14-43-3 | 3C8-76080-1 | 33-7-22 | 3E0-72526-0 | 29-36 | 3GF-62466-1 | 20-45 |
| 3C8-65120-0 | 33-9-13 | 3C8-76110-0 | 11-10 | 3E0-72529-0 | 29-28 | 3GF-70250-0 | 25-10 |
| 3C8-65130-0 | 14-43-4 | 3C8-76110-0 | 33-7-18 | 3E0-72597-0 | 29-37 | 3GF-70281-0 | 25-9 |
| 3C8-65239-1 | 33-5-5 | 3C8-76116-1 | 23-16 | 3E0-72598-0 | 29-10 | 3GF-72617-0 | 23-35 |
| 3C8-66011-0 | 14-32 | 3C8-76119-0 | 11-20 | 3E0-72615-0 | 23-33 | 3GFQ62010-0 | 20-14 |
| 3C8-66012-0 | 14-33-1 | 3C8-76119-0 | 33-7-20 | 3E0-72644-0 | 29-45-1 | 3GFQ67640-0 | 24-2 |
| 3C8-66013-0 | 14-33-2 | 3C8-76141-1 | 9-26 | 3E0-72648-0 | 29-46-2 | 3GFQ77211-0 | 20-1 |
| 3C8-66014-0 | 14-33-3 | 3C8-76141-1 | 33-7-12 | 3E0-72649-0 | 29-46-1 | 3GFQ77212-0 | 20-2 |
| 3C8-66014-0 | 33-9-7 | 3C8-76160-3 | 32-1 | 3E0-77183-0 | 21-6 | 3H8-62415-0 | 18-27 |
| 3C8-66015-0 | 14-33-4 | 3C8-76171-0 | 11-25 | 3E0-77184-0 | 21-8 | 3J2-00114-0 | 2-11 |
| 3C8-66031-1 | 14-35 | 3C8-76171-0 | 27-8 | 3E3-02011-0 | 4-36 | 3LC-00001-0 | 2-33-1 |
| 3C8-66032-0 | 14-37 | 3C8-76171-0 | 31-13 | 3E3-02011-0 | 33-2-4 | 3LC-00004-0 | 2-33-2 |
| 3C8-66032-0 | 33-6-12 | 3C8-76172-1 | 11-21 | 3E3-02411-0 | 4-47-2 | 3LC-00011-0 | 2-26-1 |
| 3C8-66112-0 | 23-46 | 3C8-76300-2 | 33-7-1 | 3E3-03141-0 | 4-21 | 3LC-00014-0 | 2-26-2 |
| 3C8-66116-0 | 23-47 | 3C8-77076-1 | 20-36 | 3E3-03147-0 | 4-10-1 | 3LC-00021-0 | 2-34 |
| 3C8-66122-1 | 23-41 | 3C8-77213-0 | 20-9 | 3E3-03147-0 | 33-2-6 | 3LC-00024-0 | 2-35 |
| 3C8-66135-0 | 23-50 | 3C8-77216-0 | 20-42 | 3E3-03151-1 | 4-7-4 | 3LC-00030-0 | 2-1-2 |
| 3C8-66211-0 | 23-61 | 3C8-77217-0 | 20-41 | 3E3-03200-4 | 4-5-2 | 3LC-00039-0 | 33-10-1 |
| 3C8-66225-0 | 23-44-1 | 3C8-83732-0 | 23-15 | 3E3-03207-4 | 4-6-2 | 3LC-00041-0 | 2-2-2 |
| 3C8-66241-0 | 14-38 | 3C8-83821-0 | 23-67 | 3E3-03210-4 | 4-25-2 | 3LC-00041-0 | 33-10-3 |
| 3C8-66308-0 | 6-10 | 3C8-84900-1 | 30-7 | 3E3-03445-0 | 4-7-2 | 3LC-00046-0 | 2-18 |
| 3C8-66308-0 | 20-26 | 3C8-84910-2 | 28-1 | 3E3-61301-2 | 18-40 | 3LC-00046-0 | 33-10-4 |
| 3C8-66308-0 | 22-31 | 3C8-84914-1 | 28-2 | 3E3-61333-0 | 18-42 | 3LC-00090-0 | 2-36 |
| 3C8-66308-0 | 23-13 | 3C8-84914-1 | 30-11 | 3E3-61335-0 | 18-44 | 3LC-00090-0 | 33-10-2 |
| 3C8-66308-0 | 24-6 | 3C8-84916-0 | 28-3 | 3E3-62097-0 | 30-17 | 3LC-01160-0 | 1-47 |
| 3C8-66313-4 | 19-9 | 3C8-84917-0 | 28-5 | 3E3-62106-0 | 18-62 | 3LC-03200-1 | 4-5-3 |
| 3C8-66318-1 | 19-21 | 3C8-84917-0 | 30-13 | 3E3-62436-1 | 19-14 | 3LC-03207-1 | 4-6-3 |
| 3C8-66319-1 | 19-10 | 3C8-84931-0 | 30-8 | 3E3-63709-1 | 6-17 | 3LC-03210-1 | 4-25-3 |
| 3C8-66321-0 | 19-12 | 3C8-84936-0 | 30-10 | 3E3-63712-0 | 6-8 | 3LC-04438-0 | 4-7-3 |
| 3C8-66331-2 | 19-15-2 | 3C8-84937-0 | 30-15 | 3E3-63718-1 | 6-6-2 | 3LC-67534-0 | 24-22 |
| 3C8-66332-2 | 19-15-1 | 3C8-84962-0 | 30-2 | 3E3-63721-0 | 6-12 | 3LC-87122-0 | 33-2-2 |
| 3C8-66336-0 | 19-22 | 3C8-84963-0 | 30-4 | 3E3-63727-0 | 6-7 | 3LC-87123-1 | 2-24-1 |
| 3C8-66351-2 | 19-8 | 3C8-84964-0 | 30-6 | 3E3-64333-0 | 4-27 | 3LC-87124-1 | 2-24-2 |
| 3C8-66352-2 | 19-7 | 3C8-87121-C | 33-3-1 | 3E3-66110-0 | 23-40 | 3LC-87130-0 | 2-32-1 |
| 3C8-67116-0 | 13-17 | 3C8-87122-2 | 33-2-1 | 3E3-67213-0 | 24-14 | 3LC-87131-0 | 2-32-2 |
| 3C8-67142-1 | 23-11 | 3C8-87801-2 | 24-16-1 | 3E3-71035-0 | 12-35 | 3LC-87801-0 | 24-21 |
| 3C8-67146-0 | 23-7 | 3C8B01001-2 | 1-10-1 | 3E3-72527-0 | 29-9 | 3LCH67640-0 | 24-24 |
| 3C8-67151-1 | 23-3 | 3C8B01021-0 | 1-12-1 | 3E3-84830-0 | 30-16 | 3LCJ01091-0 | 1-10-2 |
| 3C8-67156-0 | 23-4 | 3C8B01105-1 | 1-1-1 | 3E3-87123-0 | 2-23-1 | 3LCJ87090-3 | 33-8-2 |
| 3C8-67162-1 | 23-17 | 3C8B02020-0 | 3-1-1 | 3E3-87124-0 | 2-23-2 | 3LCQ67640-0 | 24-3 |
| 3C8-67191-1 | 4-46 | 3C8B02301-1 | 1-26-1 | 3E3-87130-0 | 2-28-1 | 3LD-03147-0 | 4-10-2 |
| 3C8-67192-0 | 4-51 | 3C8B05101-0 | 9-19-1 | 3E3-87131-0 | 2-28-2 | 3LD-03147-0 | 33-2-7 |
| 3C8-67212-1 | 24-10 | 3C8B06901-1 | 10-20-1 | 3E3-87801-2 | 24-16-2 | 3M2-03152-0 | 4-8-2 |
| 3C8-67501-1 | 24-7 | 3C8B87090-E | 33-8-1 | 3E3B01105-1 | 1-1-2 | 3M2-06921-0 | 10-6 |
| 3C8-67503-0 | 7-32 | 3C8H67521-1 | 24-25 | 3E3B02020-0 | 3-1-2 | 3M2-06921-0 | 10-13 |
| 3C8-67578-0 | 24-17 | 3C8J01021-0 | 1-12-2 | 3E3B87090-C | 33-8-4 | 3M2-06926-0 | 10-5 |
| 3C8-71010-1 | 12-17 | 3C8J02301-1 | 1-26-2 | 3E3J01100-0 | 1-1-3 | 3M2-06926-0 | 10-12 |
| 3C8-71015-0 | 12-24 | 3C8J05101-0 | 9-19-2 | 3E3J02020-0 | 3-1-3 | 3MC-05090-0 | 7-1 |
| 3C8-71016-0 | 12-25 | 3C8J06901-1 | 10-20-2 | 3E3Q62001-0 | 22-1 | 3MC-87801-0 | 24-20 |
| 3C8-71017-0 | 12-26 | 3C8Q01301-0 | 13-16 | 3E3Q62010-0 | 18-23 | 3MCJ87090-3 | 33-8-3 |
| 3C8-71018-0 | 12-27 | 3C8Q60000-0 | 14-1-1 | 3E3Q62105-0 | 18-60 | 3MCQ87301-0 | 33-1-6 |
| 3C8-71020-1 | 12-18 | 3C8Q60090-0 | 14-1-2 | 3E3Q62108-0 | 18-61 | 3MCQ87302-0 | 33-1-7 |
| 3C8-71035-0 | 5-1 | 3C8Q60090-0 | 33-9-4 | 3E3Q67210-1 | 24-8 | 3MCQ87303-0 | 33-1-8 |
| 3C8-71035-0 | 33-7-10 | 3C8Q60100-0 | 15-13 | 3E3Q67521-1 | 24-15 | 3N4-76142-1 | 10-30 |
| 3C8-71040-0 | 23-37 | 3C8Q60101-0 | 15-14 | 3E3Q67645-6 | 24-1-1 | 3N5-84331-0 | 27-16 |
| 3C8-72028-0 | 10-23 | 3C8Q61110-0 | 13-5 | 3E5-00050-1 | 2-1-1 | 3N5-84333-0 | 27-13 |
| 3C8-72051-0 | 28-10 | 3C8Q61110-0 | 33-9-2 | 3E5-63715-1 | 6-14 | 3N5-84336-0 | 27-14 |
| 3C8-72100-1 | 28-12 | 3C8Q61120-0 | 13-11-1 | 3E5-77150-1 | 21-1 | 3N5-84465-0 | 27-15 |
| 3C8-72120-0 | 18-52 | 3C8Q61191-3 | 13-1-2 | 3E5-77180-0 | 21-2 | 3N8-72640-1 | 28-13 |
| 3C8-72181-0 | 10-7 | 3C8Q61192-3 | 13-1-1 | 3E5-77192-0 | 21-4 | 3R0-62473-0 | 20-13 |
| 3C8-72580-0 | 11-12 | 3C8Q61210-1 | 13-27 | 3E5Q63028-1 | 22-33 | 3R0-66308-0 | 19-17 |
| 3C8-72581-0 | 11-13 | 3C8Q61342-0 | 18-37 | 3F3-02423-0 | 4-4 | 3R0-77071-1 | 20-30 |
| 3C8-72582-0 | 11-14 | 3C8Q61411-3 | 18-30 | 3F3-60204-0 | 16-29 | 3R0-77075-0 | 20-31 |
| 3C8-72583-1 | 11-15 | 3C8Q62112-1 | 18-1 | 3F3-60215-0 | 17-1 | 3R0-77076-0 | 20-32 |
| 3C8-72588-0 | 11-16 | 3C8Q62113-1 | 18-3 | 3F3-60223-0 | 16-21 | 3R0-77101-1 | 20-35 |
| 3C8-72589-0 | 11-17 | 3C8Q62310-3 | 18-17 | 3F3-64010-3 | 17-3 | 3R0-77112-0 | 20-38 |
| 3C8-75014-0 | 9-4 | 3C8Q62431-0 | 19-1 | 3F3-64020-0 | 16-7 | 3R0-77118-0 | 20-6 |
| 3C8-75015-0 | 9-3 | 3C8Q63003-1 | 22-4 | 3F3-64030-0 | 17-5 | 3R0-77173-0 | 21-25 |
| 3C8-75016-0 | 9-6 | 3C8Q63011-2 | 22-5 | 3F3-64084-0 | 16-20 | 3R0-77451-0 | 21-15 |
| 3C8-75017-0 | 9-7 | 3C8Q67100-1 | 23-75 | 3F3-64215-0 | 17-9 | 3R3-05131-0 | 7-17 |
| 3C8-75018-0 | 9-8 | 3C8Q67110-0 | 23-74 | 3F3-65017-1 | 16-19 | 357-01030-0 | 1-15-1 |
| 3C8-75019-0 | 9-12 | 3C8Q67141-0 | 23-6 | 3F3-65239-2 | 16-24 | 357-60213-0 | 16-11 |
| 3C8-76007-0 | 9-20 | 3C8Q67521-1 | 24-4 | 3F3-72616-1 | 23-34 | 357-60251-0 | 16-44 |
| 3C8-76007-0 | 33-7-5 | 3C8Q67645-5 | 24-1-2 | 3F3-72618-0 | 23-76 | 357-60252-0 | 16-43 |
| 3C8-76009-0 | 9-21 | 3C8Q76118-0 | 23-65 | 3F3-76217-0 | 23-30-1 | 357-64302-0 | 16-10 |

| | | | | | | | |
|-------------|---------|-------------|---------|-------------|---------|-------------|---------|
| 357-66011-0 | 16-31 | 910103-0630 | 18-58 | 921503-5612 | 20-21 | 9402E3-1200 | 18-36 |
| 357-66013-0 | 16-32 | 910103-0635 | 6-2 | 921503-5612 | 20-23 | 941303-0400 | 23-68 |
| 357-66225-0 | 23-44-2 | 910103-0640 | 6-9 | 921503-5612 | 20-28 | 941303-0400 | 28-27 |
| 357-66241-0 | 16-38 | 910103-5610 | 5-2-2 | 921503-6408 | 11-5 | 941303-0400 | 29-27 |
| 357-87802-0 | 24-19 | 910103-5612 | 23-22 | 921503-6510 | 8-13 | 941303-0400 | 29-33 |
| 357Q60090-1 | 16-1 | 910103-5612 | 23-66 | 921503-7625 | 11-2 | 941303-0400 | 29-42 |
| 357Q61110-0 | 13-11-2 | 910103-5616 | 14-31 | 921503-7625 | 32-2 | 941303-0500 | 28-19 |
| 357Q87302-7 | 33-1-4 | 910103-5616 | 23-71 | 921503-7625 | 33-7-17 | 941303-0500 | 29-6 |
| 3T1-01138-0 | 23-27 | 910103-5620 | 1-34 | 921521-0406 | 8-9 | 941303-0500 | 29-15 |
| 3T1-60001-1 | 16-39 | 910103-5620 | 1-61 | 921521-6406 | 8-11 | 941303-0500 | 29-51 |
| 3T1-72043-0 | 24-23 | 910103-5620 | 10-14 | 921521-6408 | 9-5 | 941303-0600 | 4-38 |
| 3T1-72571-0 | 28-22 | 910103-5620 | 14-8 | 921521-6516 | 3-10 | 941303-0600 | 6-11 |
| 3T1-72573-0 | 20-29 | 910103-5625 | 3-3 | 921521-6630 | 8-6 | 941303-0600 | 8-21 |
| 3T1-72653-0 | 28-24 | 910103-5625 | 13-18 | 9215E3-5540 | 13-30 | 941303-0600 | 9-10 |
| 3T1-72659-0 | 28-23 | 910103-5625 | 23-70 | 921603-0512 | 26-3 | 941303-0600 | 11-24 |
| 3T1-72665-0 | 28-26 | 910103-5635 | 18-5 | 921603-0518 | 26-20 | 941303-0600 | 12-6 |
| 3T5-01133-0 | 1-48 | 910103-6612 | 9-28 | 921703-0305 | 4-30 | 941303-0600 | 18-59 |
| 3T5-02100-1 | 3-9-2 | 910103-6612 | 13-9 | 921722-0410 | 4-13 | 941303-0600 | 23-14 |
| 3T5-65011-0 | 14-19 | 910103-6612 | 14-41 | 921803-0525 | 22-12 | 941303-0600 | 24-13 |
| 3T5-65011-0 | 33-4-4 | 910103-6612 | 33-9-11 | 922432-0510 | 7-26 | 941321-0500 | 9-13 |
| 3T5-65016-0 | 14-18 | 910103-6614 | 5-2-1 | 922503-6410 | 4-24 | 941403-1200 | 23-43 |
| 3T5-65018-2 | 14-28 | 910103-6614 | 23-36 | 922503-6410 | 33-2-14 | 941403-1400 | 23-10 |
| 3T5-65018-2 | 33-4-5 | 910103-6614 | 33-7-11 | 930103-0500 | 4-45 | 945103-1800 | 20-39 |
| 3T5-65018-2 | 33-5-4 | 910103-6616 | 1-37 | 930103-0500 | 6-16 | 945103-2500 | 18-28 |
| 3T5-65018-2 | 33-6-7 | 910103-6616 | 9-25 | 930103-0500 | 6-19 | 945103-2800 | 20-18 |
| 3T5-84398-0 | 10-4 | 910103-6616 | 11-7 | 930103-0500 | 12-11 | 945107-2500 | 2-12 |
| 3T5-84398-0 | 10-11 | 910103-6616 | 33-7-9 | 930103-0500 | 26-34 | 945127-2800 | 7-13 |
| 3T5-87321-2 | 33-6-1 | 910103-6630 | 10-28 | 930103-0500 | 28-18 | 945303-0600 | 19-11 |
| 3T5-87322-3 | 33-4-1 | 910103-6630 | 12-19 | 930103-0500 | 29-5 | 945303-0600 | 26-27 |
| 3T5-87326-0 | 15-22 | 910103-6630 | 20-4 | 930103-0600 | 1-55 | 951403-0310 | 22-10 |
| 3T5B64518-0 | 15-21-1 | 910103-6820 | 9-23 | 930103-0600 | 23-23 | 951403-0312 | 11-9 |
| 3T5B64523-0 | 15-21-2 | 910103-6820 | 33-7-7 | 930103-0600 | 24-12 | 951403-0312 | 14-39 |
| 3T5B64525-0 | 15-21-3 | 910103-6825 | 9-16-1 | 930103-0600 | 26-9 | 951403-0312 | 23-62 |
| 3T5B64527-0 | 15-21-4 | 910103-6825 | 9-16-2 | 930103-0800 | 5-7 | 951403-0312 | 33-9-12 |
| 3T5B64529-0 | 15-21-5 | 910103-6825 | 9-22 | 930103-0800 | 9-18 | 951403-3510 | 16-34 |
| 3T5B64532-0 | 15-21-6 | 910103-6825 | 33-7-4 | 930103-0800 | 12-33 | 951403-3514 | 16-33 |
| 3T5Q87301-3 | 33-1-1 | 910121-6616 | 8-22 | 930103-0800 | 13-13-1 | 951403-3516 | 20-46 |
| 3T5Q87302-3 | 33-1-2 | 9101E3-0612 | 18-2 | 930103-0800 | 13-13-2 | 951407-0308 | 2-14 |
| 3T5Q87304-3 | 33-1-3 | 9101E3-0612 | 20-33 | 930103-0800 | 18-12 | 951407-0312 | 14-34 |
| 3V1-63035-1 | 22-15 | 9101E3-0625 | 22-18 | 930103-1000 | 22-25 | 951407-0312 | 33-9-8 |
| 3V1-63036-0 | 22-17 | 9101E3-0630 | 23-58 | 930203-0300 | 4-31 | 951503-0212 | 19-13 |
| 3V1-63077-0 | 22-16 | 9101E3-0830 | 18-22 | 930203-0400 | 28-28 | 951503-0215 | 28-4 |
| 3Z4-72573-0 | 32-4 | 9101E3-5612 | 18-49 | 930203-0400 | 29-26 | 951503-0215 | 30-14 |
| 3Z4-72574-0 | 20-24 | 9101E3-5612 | 18-51 | 930203-0400 | 29-32 | 951503-0325 | 15-27 |
| 3Z5-65231-1 | 33-5-1 | 9101E3-5612 | 20-40 | 930203-0400 | 29-41 | 951503-1520 | 7-23 |
| 3Z5-65238-1 | 33-5-3 | 9101E3-5612 | 22-14 | 930203-0500 | 29-14 | 951603-0800 | 6-23 |
| 3Z5-77103-0 | 20-37 | 9101E3-5620 | 18-38 | 930203-0500 | 29-50 | 951603-0800 | 23-54 |
| 3Z5-77159-0 | 21-22 | 9101E3-5625 | 1-18 | 930203-0600 | 9-11 | 951603-1000 | 20-7 |
| 3Z5-77165-0 | 21-21 | 9101E3-5820 | 19-4 | 930403-0400 | 14-48 | 951703-0800 | 23-45-1 |
| 3Z5-77166-0 | 21-10 | 9101E3-5835 | 13-10 | 930403-0500 | 13-31 | 951703-0800 | 23-45-2 |
| 3Z5-77171-0 | 21-26 | 9101E3-5835 | 14-42 | 930403-0600 | 24-5 | 9601-0-6007 | 15-17 |
| 3Z5-77175-0 | 21-24 | 9101E3-5835 | 18-46 | 930403-0800 | 16-6 | 965002-0803 | 15-20 |
| 3Z5-77182-0 | 21-5 | 9101E3-5835 | 33-9-3 | 930403-1200 | 18-35 | 9701-1-1009 | 1-51-1 |
| 3Z5-77190-0 | 21-3 | 9101E3-5855 | 14-29 | 940103-0600 | 4-39 | 9701-1-1015 | 1-51-2 |
| 3Z5-77191-0 | 21-7 | 9101E3-5855 | 33-4-8 | 940103-0600 | 6-26 | 9701-1-1016 | 1-51-3 |
| 3Z5-77194-0 | 21-12 | 9101F4-0610 | 23-48 | 940103-0600 | 6-34 | 98AB-50-065 | 3-6 |
| 3Z5-77221-0 | 21-23 | 9101F4-0625 | 7-36 | 940103-0600 | 7-37 | 98AB-50-080 | 4-40 |
| 3Z5-77225-0 | 21-28 | 9101F4-0818 | 7-38 | 940103-0600 | 9-9 | 98AB-50-155 | 3-7 |
| 3Z5-77367-0 | 21-27 | 9101F4-0835 | 1-24 | 940103-0600 | 18-19 | 98AB-50-200 | 5-10 |
| 3Z5-77450-0 | 21-14 | 910306-0405 | 4-19 | 940103-0600 | 22-30 | 98AB-50-215 | 5-16 |
| 3Z5-77460-0 | 21-13 | 910403-0612 | 10-33 | 940103-0600 | 23-49 | 98AB-50-260 | 23-28 |
| 3Z5-83738-0 | 23-64 | 910403-0612 | 11-19 | 940103-0800 | 5-8 | 98AB-50-300 | 5-9 |
| 3Z5-84462-0 | 31-5-1 | 910403-0612 | 33-7-26 | 940103-0800 | 7-39 | 98AB-50-350 | 5-11 |
| 3Z5-84462-0 | 31-5-2 | 910403-5612 | 33-7-14 | 940103-0800 | 9-17 | 98AB-50-530 | 5-12 |
| 3Z5Q61411-1 | 20-19 | 9106E3-0808 | 1-31 | 940103-0800 | 12-34 | 98AB-506000 | 29-18 |
| 3Z7Q7208-3 | 20-10 | 915303-0825 | 16-5 | 940103-0800 | 16-28 | 98AB-701600 | 25-7 |
| 805-76201-1 | 31-7 | 9153E3-0825 | 13-12-2 | 940103-0800 | 19-18 | 98AB-70-700 | 25-6 |
| 910103-0525 | 26-35 | 9153E3-1022 | 22-34 | 940103-0800 | 26-14 | 98AL-40-030 | 1-42 |
| 910103-0610 | 1-53 | 916103-0685 | 4-37 | 940103-1200 | 18-55 | 98AL-40-040 | 1-45 |
| 910103-0610 | 23-25-1 | 916124-0845 | 1-7 | 940121-0800 | 1-8 | 98AL-40-120 | 1-43 |
| 910103-0610 | 23-25-2 | 9161E3-0880 | 16-27 | 940121-0800 | 1-25 | 98AL-40-160 | 1-38 |
| 910103-0610 | 23-25-3 | 9161F4-0880 | 13-2 | 9401E3-0600 | 1-30 | 98AL-40-180 | 1-44 |
| 910103-0612 | 10-31 | 9161F9-0630 | 1-29 | 9401E3-0600 | 15-3 | 98AL-40-220 | 1-39 |
| 910103-0612 | 23-12 | 921146-4516 | 31-8 | 9401E3-0800 | 13-3 | 98AL-40-270 | 1-46 |
| 910103-0614 | 22-29 | 921503-0206 | 27-6 | 9401E3-0800 | 13-14-1 | 98AL-40-330 | 1-40 |
| 910103-0614 | 24-11 | 921503-0315 | 27-4 | 9401E3-0800 | 18-13 | 99AA-4-0230 | 12-15 |
| 910103-0620 | 11-23 | 921503-0406 | 26-18 | 9401E3-1000 | 22-24 | 99AA-6-0400 | 12-13 |
| 910103-0620 | 20-25 | 921503-0438 | 14-47 | 940203-1000 | 30-19 | 99AA-6-0700 | 12-12 |
| 910103-0625 | 3-4 | 921503-0510 | 26-42 | 940221-0500 | 9-14 | | |
| 910103-0625 | 6-25 | 921503-0520 | 21-9 | 9402E3-0800 | 13-14-2 | | |
| 910103-0625 | 6-33 | 921503-0608 | 16-30 | 9402E3-0800 | 16-40 | | |
| 910103-0625 | 8-25 | 921503-0610 | 22-32 | 9402E3-1000 | 16-42 | | |
| 910103-0630 | 1-54 | 921503-5514 | 10-24 | 9402E3-1000 | 22-3 | | |

Note

**2013
PARTS CATALOG**

M 40D2

M 50D2

MW 50D2

MX 50D2

MWX 50D2

TOHATSU CORPORATION

**Address : 5-4,3-chome,Azusawa,Itabashi-ku,
TOKYO,174-0051 JAPAN**

Phone : TOKYO (03)3966-3117

FAX : TOKYO (03)3966-0090

Website : www.tohatsu.co.jp