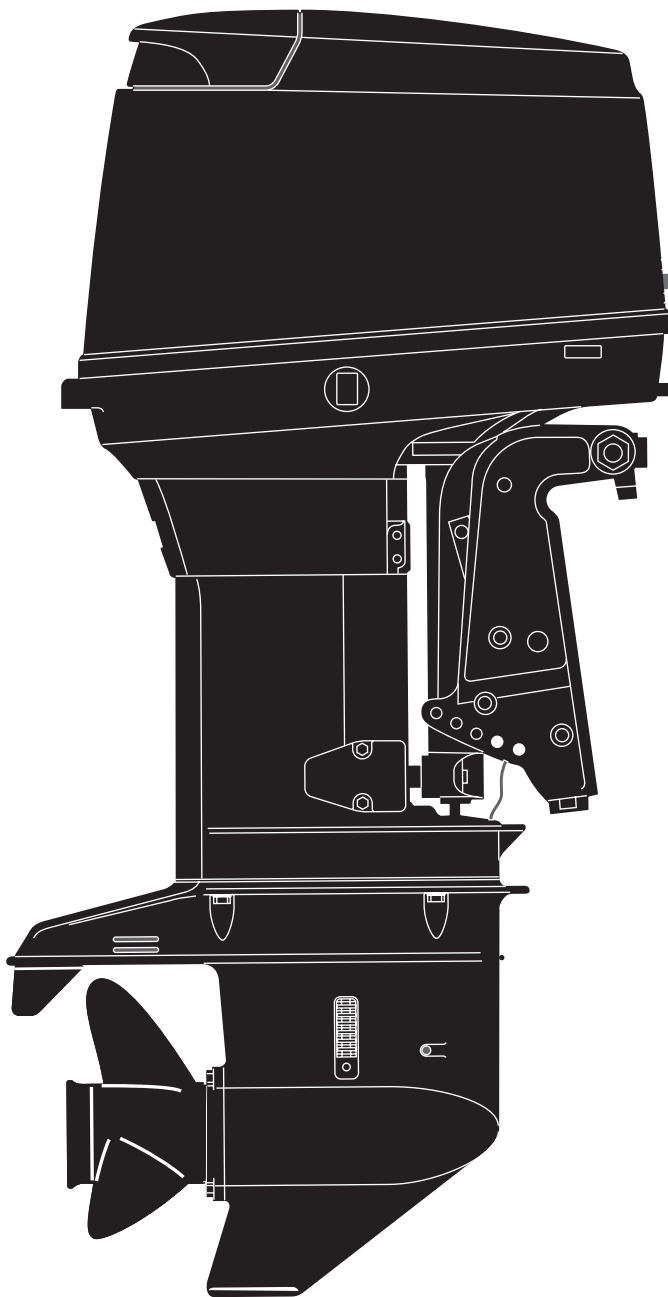


2013 PARTS CATALOG

TOHATSU



M 60C
70C

Serial Number 00001AC~

OB NO.002-21041-8
1301

HOW TO USE THIS PARTS CATALOG

1. This Parts Catalog provides information available as of the end of January, 2013.
2. Please keep the Parts Catalog updated each time when receiving the Service Bulletin describing the addition, abolition and/or change of parts.
3. Actual shapes of parts may be different from the illustrations shown in this Parts Catalog because they are described only as a guide for searching parts.
4. One illustration is given more than one article number. Please confirm the sub-number, applicable model and remarks before ordering parts.

Applicable model

Ref.No.	Part No.	Description	Q'ty		Remarks
			M60C	M70C	
4-1	① 3F3-03200-1	CARBURETOR ASSY		1	M70C Upper
4-1	② 3F5-03200-1	CARBURETOR ASSY	1		M60C Upper
4-2	3F3-03207-1	CARBURETOR ASSY (SECOND)	1	1	Center
4-3	3F3-03210-1	CARBURETOR ASSY (THIRD)	1	1	Lower
④	3F3-03221-0	* FLOAT CHAMBER	1	1	x 3

① Different specification
② Illustration position number
④ Fig. No.

5. Given mark in (*) to part number shows assembly or kit part.

6. Marks in this Parts Catalog show.

STD	: Standard	OPT	: Optional Parts
O/S	: Over size	ASSY	: Assembly
DO	: Domestic Model	EX	: Export Model
A	: As required	EU	: European Union

7. Attention to order

Please order painted parts in accordance with following.

The parts that fourth figure of the parts number is (B), (Q) have painted.

Present coloring of power head is black (B) and lower unit is aqua marine blue (Q).

[Example]

ENGINE SHORT BLOCK KIT LOWER UNIT ASSY (L)

3F3B87090-7

3N4Q87302-C

B: Black

Q: Aquamarine Blue

8. About dimensional identification of bolts, nuts and washers.

BOLT 916129 - 0845

└───┬───┘ Length below neck
└───┘ Diameter


NUTS & WASHERS 940121 - 0600

└───┘ Diameter

9. Hose, that is a standard part, is replaced with long hose.

HOSE

98AL - 40 - 350



HOSE/PIPE

Fig No	Part No.	Description	Bulk part No.	Bulk part		
				Inner Diameter (mm)	Length (m)	
1-43		98AL-40-350	HOSE	98AL-401000	4	1
1-44		98AL-40-290	HOSE	98AL-401000	4	1
1-45		98AL-40-410	HOSE	98AL-401000	4	1
3-3		98AB-50-087	HOSE	98AB-501000	5	1
5-16		98AB-50-280	HOSE	98AB-501000	5	1
5-17		98AB-50-080	HOSE	98AB-501000	5	1
5-18		98AB-50-050	HOSE	98AB-501000	5	1
5-19		98AB-50-120	HOSE	98AB-501000	5	1
5-20		98AB-50-035	HOSE	98AB-501000	5	1
5-21		98AB-50-040	HOSE	98AB-501000	5	1
5-22		98AB-50-095	HOSE	98AB-501000	5	1
5-23		98AB-50-120	HOSE	98AB-501000	5	1
12-26		99AA-6-0450	PIPE	99AA-6-1000	6	1
12-27		99AA-6-0150	PIPE	99AA-6-1000	6	1
12-28		99AA-4-1000	PIPE	99AA-4-1000	4	1
14-20		98AB-90-040	HOSE	98AB-901000	9	1
14-61	1	98AL-40-800	HOSE	98AL-401000	4	1
14-61	2	98AL-40-920	HOSE	98AL-401000	4	1
22-21		98AB-50-480	HOSE	98AB-501000	5	1
25-6		98AB-70-700	HOSE	98AB-701000	7	1
25-7		98AB-701600	HOSE	98AB-701000 x2	7	1
28-35		98AB-70-090	HOSE	98AB-701000	7	1
29-32		98AB-506000	HOSE	98AB-501000 x6	5	1

CONTENTS

Fig. 1	CYLINDER • CRANK CASE	1
Fig. 2	PISTON • CRANK SHAFT	7
Fig. 3	INTAKE MANIFOLD • REED VALVE • INTAKE SILENCER	9
Fig. 4	CARBURETOR	11
Fig. 5	FUEL LINE	13
Fig. 6	THROTTLE	17
Fig. 7	RECOIL STARTER (MFG)	21
Fig. 8	MAGNETO	25
Fig. 9	ELECTRIC PARTS (C.D. UNIT)	29
Fig. 10	ELECTRIC PARTS (STARTER MOTOR) EF/EP TYPE	33
Fig. 11	ELECTRIC PARTS (DIAGRAM) EF/EP TYPE	35
Fig. 12	OIL PUMP (AUTO MIXING) EF/EP TYPE	37
Fig. 13	DRIVE SHAFT HOUSING	41
Fig. 14	GEAR CASE (DRIVE SHAFT)	43
Fig. 15	GEAR CASE (PROPELLER SHAFT)	49
Fig. 16	BRACKET (POWER TRIM & TILT)	53
Fig. 17	POWER TRIM & TILT	61
Fig. 18	GAS SHOCK ABSORBER (MFG MODEL)	65
Fig. 19	BRACKET (MANUAL) EFO/EPO MODEL	67
Fig. 20	MANUAL TILT (EFO/EPO MODEL)	71
Fig. 21	TILLER HANDLE	75
Fig. 22	BOTTOM COWL	79
Fig. 23	SHIFT	85
Fig. 24	TOP COWL	91
Fig. 25	FUEL TANK	95
Fig. 26	COMPONENT PARTS OF REMOTE CONTROL	97
Fig. 27	COMPONENT PARTS OF REMOTE CONTROL (ELECTRIC PARTS)	101
Fig. 28	ACCESSORIES	103
Fig. 29	OPTIONAL PARTS (1)	107
Fig. 30	OPTIONAL PARTS (2)	111
Fig. 31	ASSEMBLY • KIT PARTS	113
	INDEX	119
	INDEX (Parts Number)	125

Fig. 1 CYLINDER · CRANKCASE

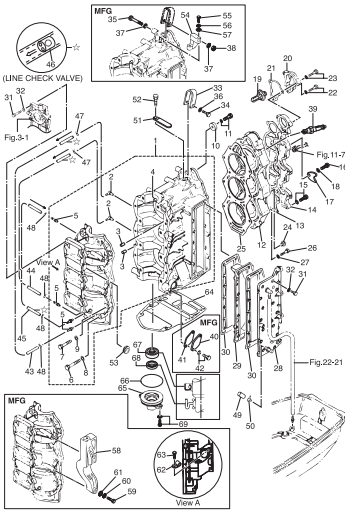


Fig. 2 PISTON · CRANK SHAFT

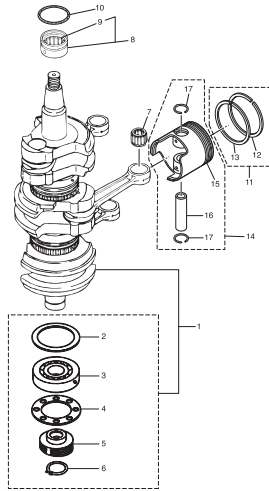


Fig. 3 INTAKE MANIFOLD · REED VALVE · INTAKE SILENCER

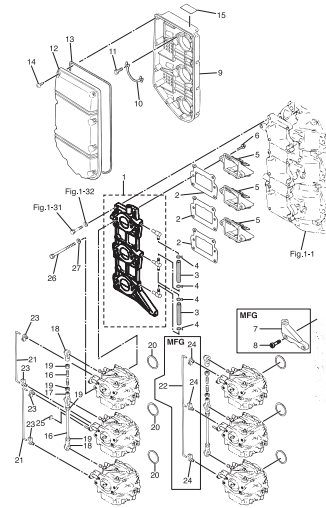


Fig. 4 CARBURETOR

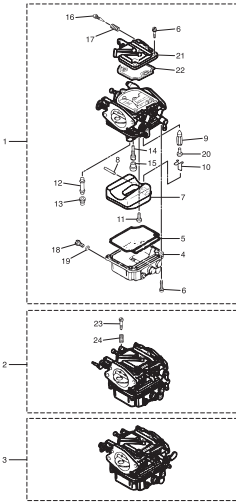


Fig. 5 FUEL LINE

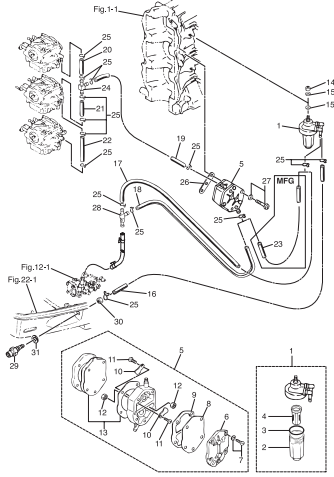


Fig. 6 THROTTLE

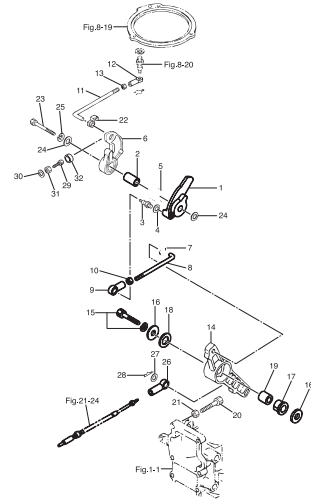


Fig. 7 RECOIL STARTER (MFG)

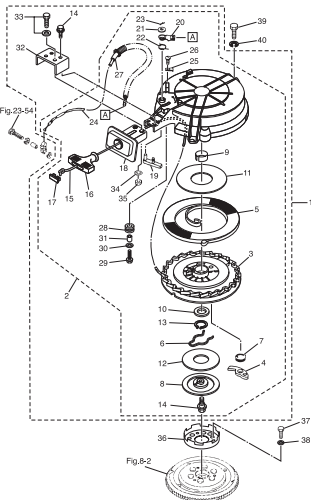


Fig. 8 MAGNETO

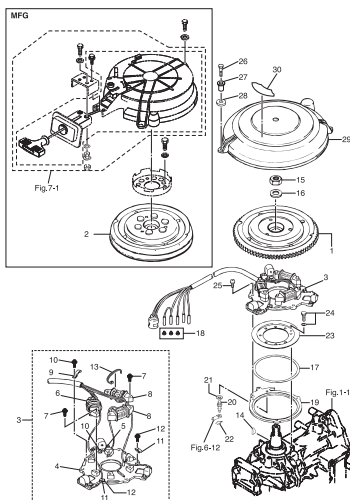


Fig. 9 ELECTRIC PARTS(C,D UNIT)

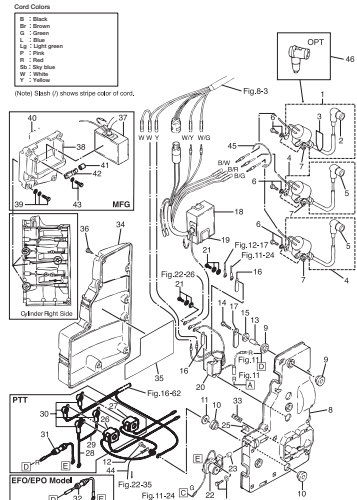


Fig. 10 ELECTRIC PARTS (STARTER MOTOR) EF/EP TYPE

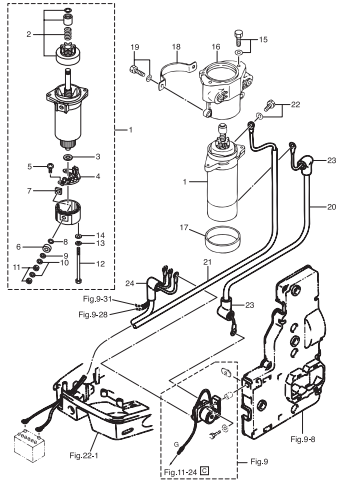


Fig. 13 DRIVE SHAFT HOUSING

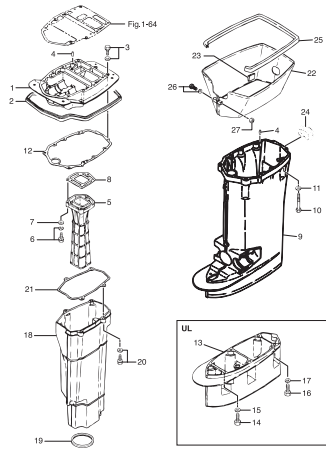


Fig. 16 BRACKET (POWER TRIM & TILT)

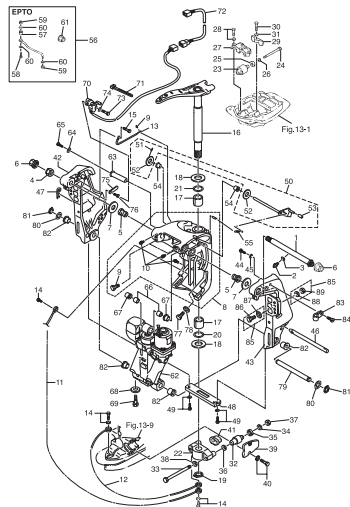


Fig. 11 ELECTRIC PARTS (DIAGRAM) EF/EP TYPE

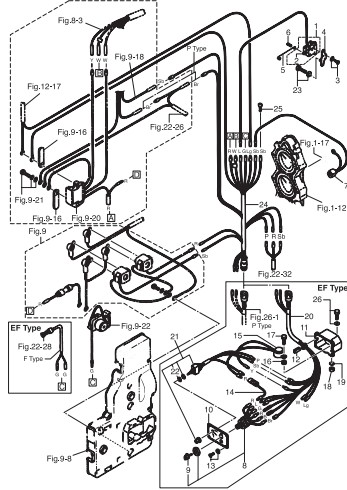


Fig. 14 GEAR CASE (DRIVE SHAFT)

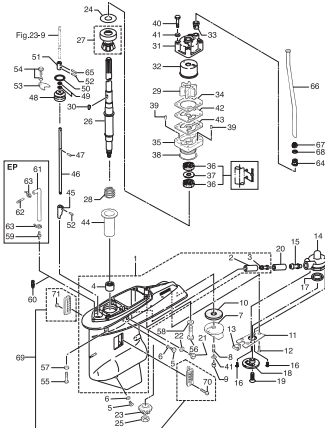


Fig. 17 POWER TRIM & TILT

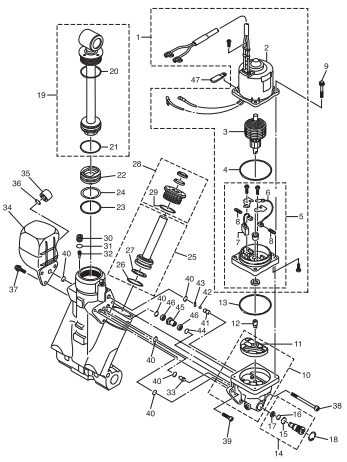


Fig. 12 OIL PUMP (AUTO MIXING) EF/EP TYPE

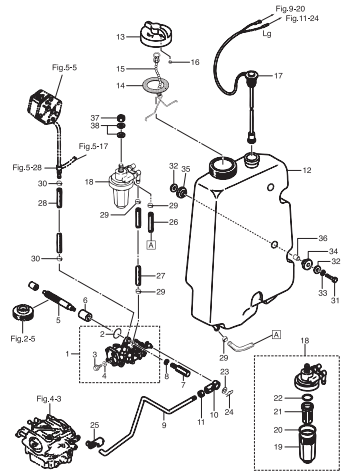


Fig. 15 GEAR CASE (PROPELLER SHAFT)

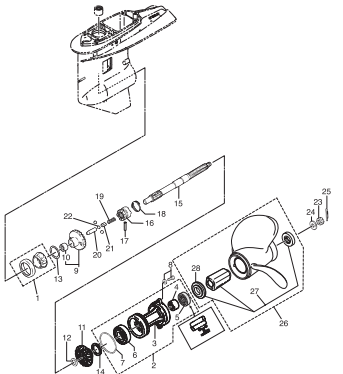


Fig. 18 GAS SHOCK ABSORBER (MFG MODEL)

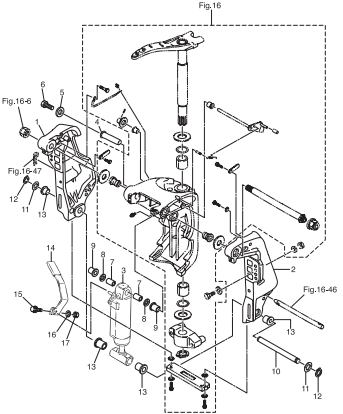


Fig. 19 BRACKET (MANUAL) EFO/EPO MODEL

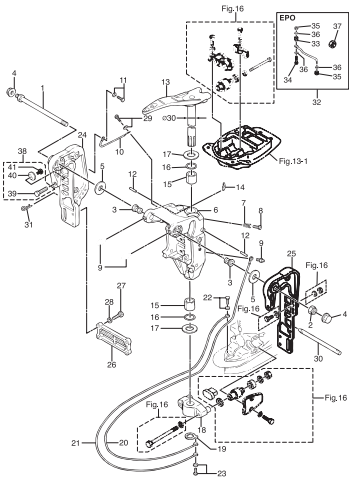


Fig. 20 MANUAL TILT (EFO/EPO MODEL)

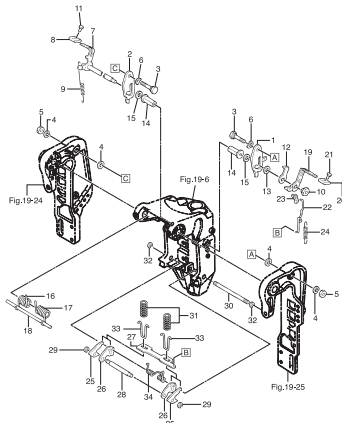


Fig. 21 TILLER HANDLE

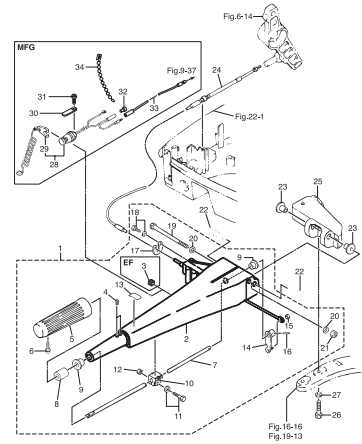


Fig. 22 BOTTOM COWL

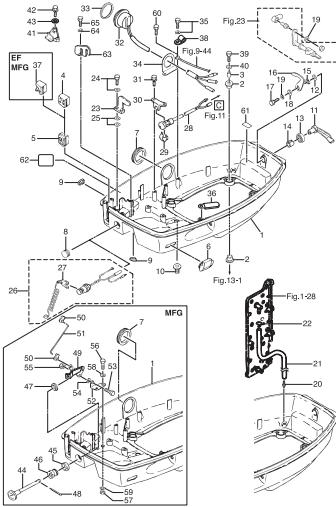


Fig. 23 SHIFT

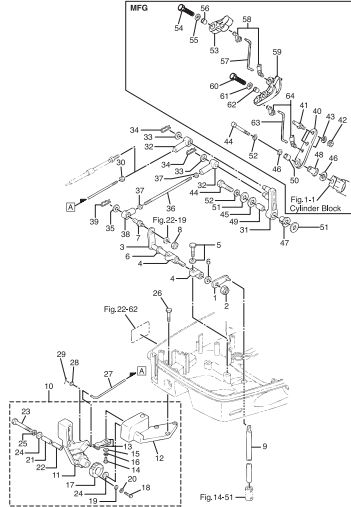


Fig. 24 TOP COWL

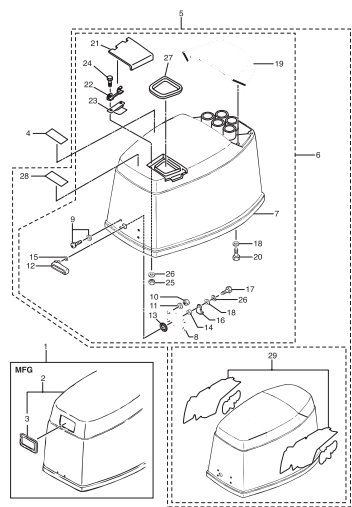


Fig. 25 FUEL TANK

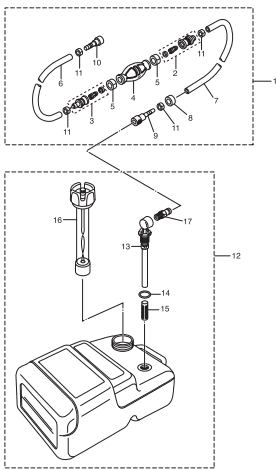


Fig. 26 COMPONENT PARTS OF REMOTE CONTROL

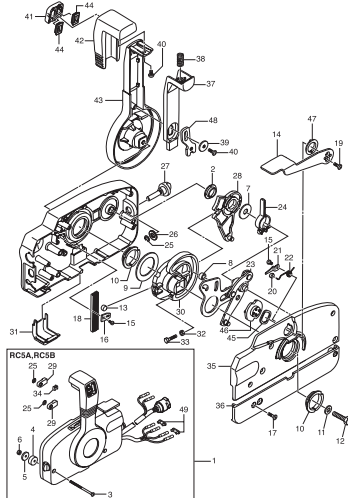


Fig. 27 COMPONENT PARTS OF REMOTE CONTROL (ELECTRIC PARTS)

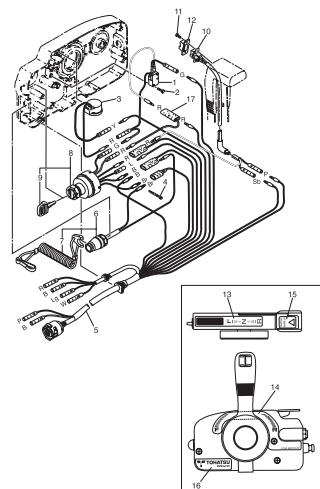


Fig. 28 ACCESSORIES

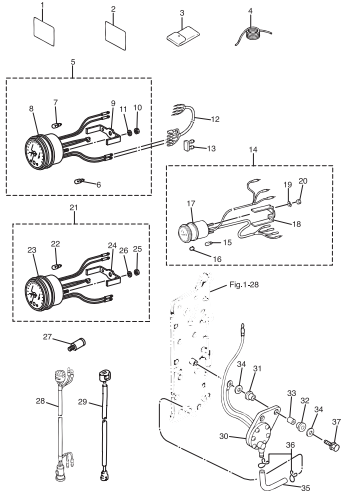


Fig. 29 OPTIONAL PARTS (1)

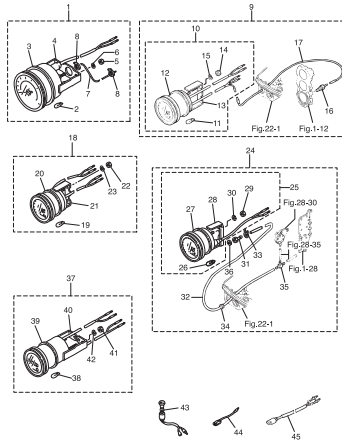


Fig. 30 OPTIONAL PARTS (2)

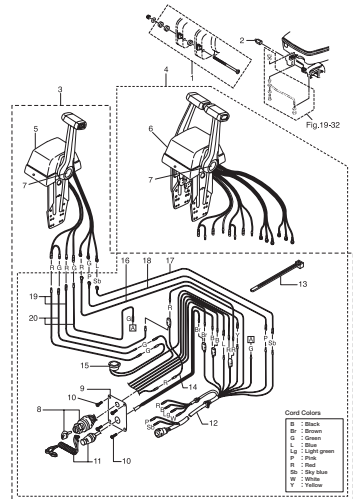


Fig. 31 ASSEMBLY KIT PARTS

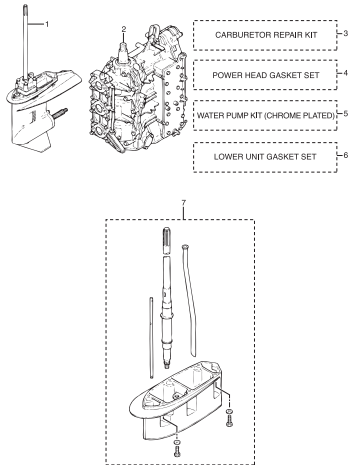
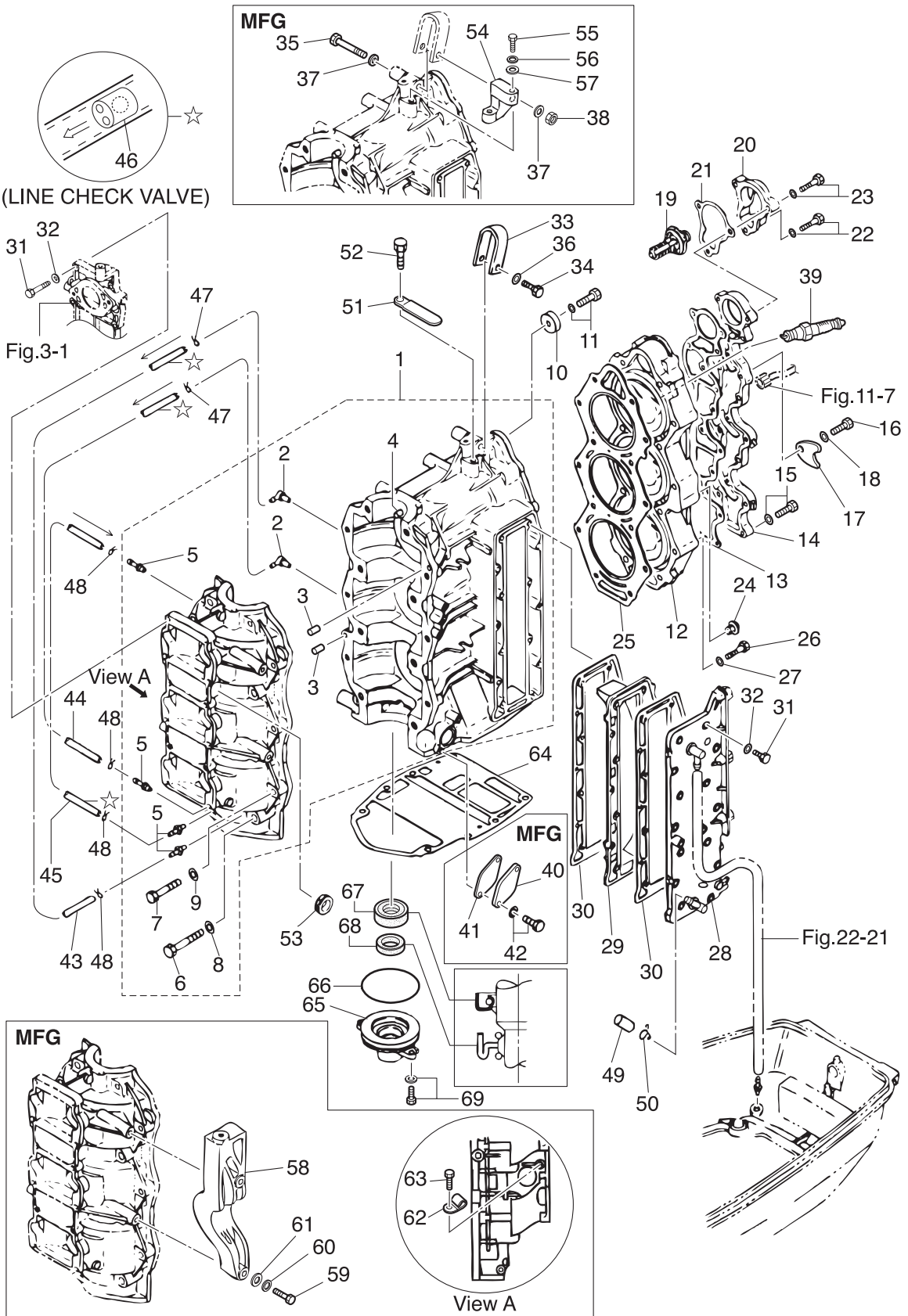


Fig. 1

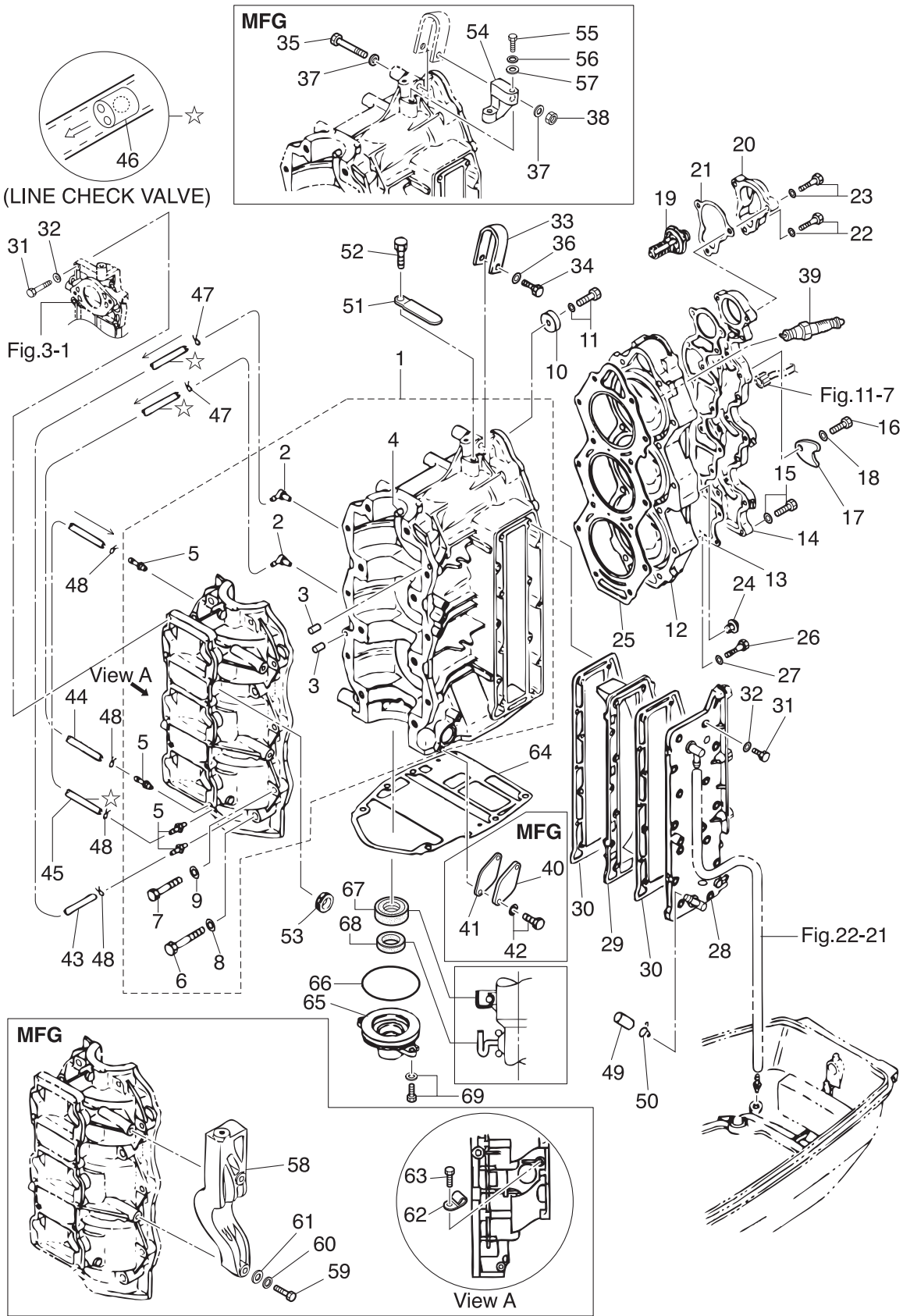
CYLINDER · CRANK CASE



Ref.No.	Part No.	Description	Q'ty		Remarks
			M/60C	M/70C	
1-1	3F3B01100-1	CYL BLOCK & CRANKCASE ASSY	1	1	
1-2	393-01137-0	* NIPPLE	2	2	
1-3	345-01111-0	* DOWEL PIN 6-12	2	2	
1-4	345-00117-0	* DOWEL PIN	1	1	Main Bearing
1-5	393-01131-0	* NIPPLE 5.5-5	4	4	
1-6	3F3-01114-0	* BOLT 10-60	8	8	
1-7	916129-0845	* BOLT	6	6	
1-8	3B7-01116-0	* WASHER 10.5-20-3.2	8	8	
1-9	345-01015-0	* WASHER 8.5-19.5-3.2	6	6	
1-10	338-60218-2	ANODE	1	1	
1-11	910103-5620	BOLT	1	1	
1-12	3F3B01091-2	CYLINDER HEAD	1	1	
1-13	3F3-01024-2	CYLINDER HEAD COVER GASKET	1	1	
1-14	3F3B01021-1	CYLINDER HEAD COVER	1	1	
1-15	910121-5625	BOLT	13	13	
1-16	916124-0628	BOLT	1	1	
1-17	353-66024-0	STOPPER	1	1	
1-18	940121-0600	WASHER	1	1	
1-19	3C7-01030-0	THERMOSTAT	1	1	PRV 60°
1-20	3B7B01031-0	THERMOSTAT CAP	1	1	
1-21	353-01032-0	THERMOSTAT CAP GASKET	1	1	
1-22	9101E3-5625	BOLT	1	1	
1-23	9101E3-5640	BOLT	2	2	
1-24	3B7-01046-0	PLUG	1	1	
1-25	3F3-01005-1	CYLINDER HEAD GASKET	1	1	
1-26	9161F9-0860	BOLT	14	14	
1-27	345-01015-0	WASHER 8.5-19.5-3.2	14	14	
1-28	3F3B02300-2	EXHAUST COVER ASSY	1	1	
1-29	3F3B02302-0	EXHAUST COVER (INNER)	1	1	

Fig. 1

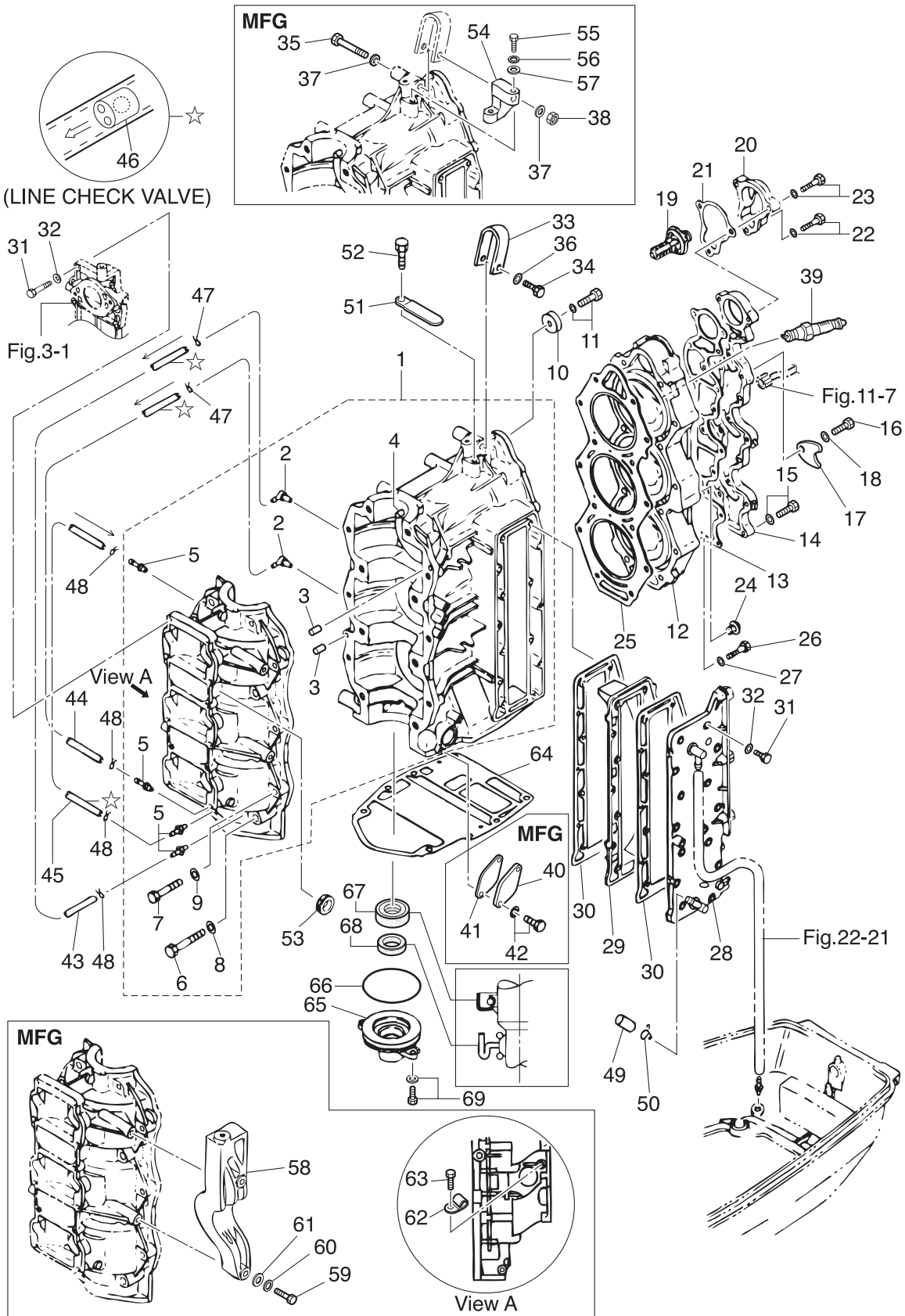
CYLINDER · CRANK CASE



Ref.No.	Part No.	Description	Q'ty		Remarks
			M/60C	M/70C	
1-30	3F3-02305-2	EXHAUST COVER GASKET	2	2	
1-31	9161F4-0625	BOLT	26	26	Exhaust Cover Intake Manifold
1-32	940121-0600	WASHER	26	26	Exhaust Cover Intake Manifold
1-33	3C8-01513-1	HANGER	1	1	
1-34	9101F4-0835	BOLT	1	1	for EF/EP Type
1-35	9161F9-0860	BOLT		1	for MFG
1-36	940121-0800	WASHER	1	1	for EF/EP Type
1-37	345-01015-0	WASHER 8.5-19.5-3.2		2	for MFG
1-38	930103-0800	NUT		1	for MFG
1-39	9701-1-1016	SPARK PLUG (BR8HS10)	3	3	NGK
1-40	3C8-09081-1	COVER		1	for MFG
1-41	3C8-09082-2	GASKET		1	for MFG
1-42	910103-6616	BOLT		2	for MFG
1-43	98AL-40-350	HOSE	1	1	#1Cylinder-#3C/Case 98AL-401000
1-44	98AL-40-290	HOSE	1	1	#2Cylinder-#3C/Case 98AL-401000
1-45	98AL-40-410	HOSE	1	1	#3C/Case-#1C/Case 98AL-401000
1-46	393-01160-0	CHECK VALVE	3	3	
1-47	3T5-01133-0	CLIP ϕ 8	2	2	
1-48	338-01133-0	CLIP ϕ 7	4	4	
1-49	3N4-01139-0	SEALING CAP	1	1	
1-50	3C7-02215-0	CLIP ϕ 12	1	1	
1-51	309-06972-0	CLAMP 6.5-47.5P	1	1	
1-52	910103-0612	BOLT	1	1	
1-53	3B7-76093-0	GROMMET 25-5	1	1	for EF/EP Type
1-54	3F5B05100-1	BRACKET		1	for MFG
1-55	9101F4-0630	BOLT		1	for MFG
1-56	941303-0600	SPRING WASHER		1	for MFG
1-57	940103-0600	WASHER		1	for MFG
1-58	3F5B05102-0	BRACKET		1	for MFG

Fig. 1

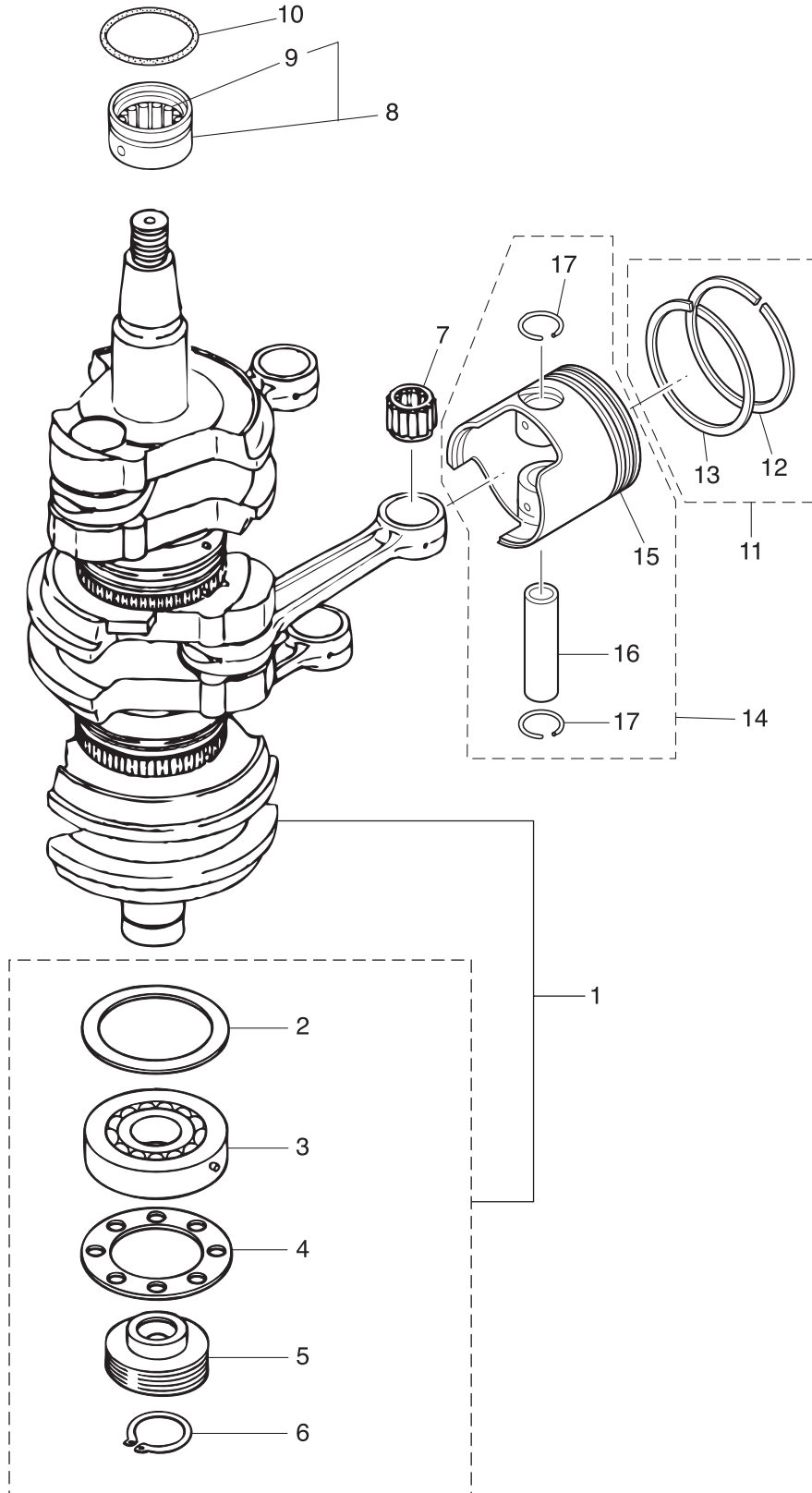
CYLINDER · CRANK CASE



Ref.No.	Part No.	Description	Q'ty		Remarks
			M/600	M/700	
1-59	9101F4-0645	BOLT		2	for MFG
1-60	941303-0600	SPRING WASHER		2	for MFG
1-61	940103-0600	WASHER		2	for MFG
1-62	3P0-06915-0	CLAMP 6.5-11L		1	for MFG
1-63	910103-5612	BOLT		1	for MFG
1-64	3F3-01303-4	ENGINE BASEMENT GASKET	1	1	
1-65	3F3B01291-0	CRANKCASE HEAD	1	1	
1-66	151-00053-0	O-RING 2-66.5	1	1	
1-67	126-00121-0	OIL SEAL 30-45-8	1	1	
1-68	3F3-01215-0	OIL SEAL 16.8-28-8	1	1	
1-69	910103-5620	BOLT	2	2	

Fig. 2

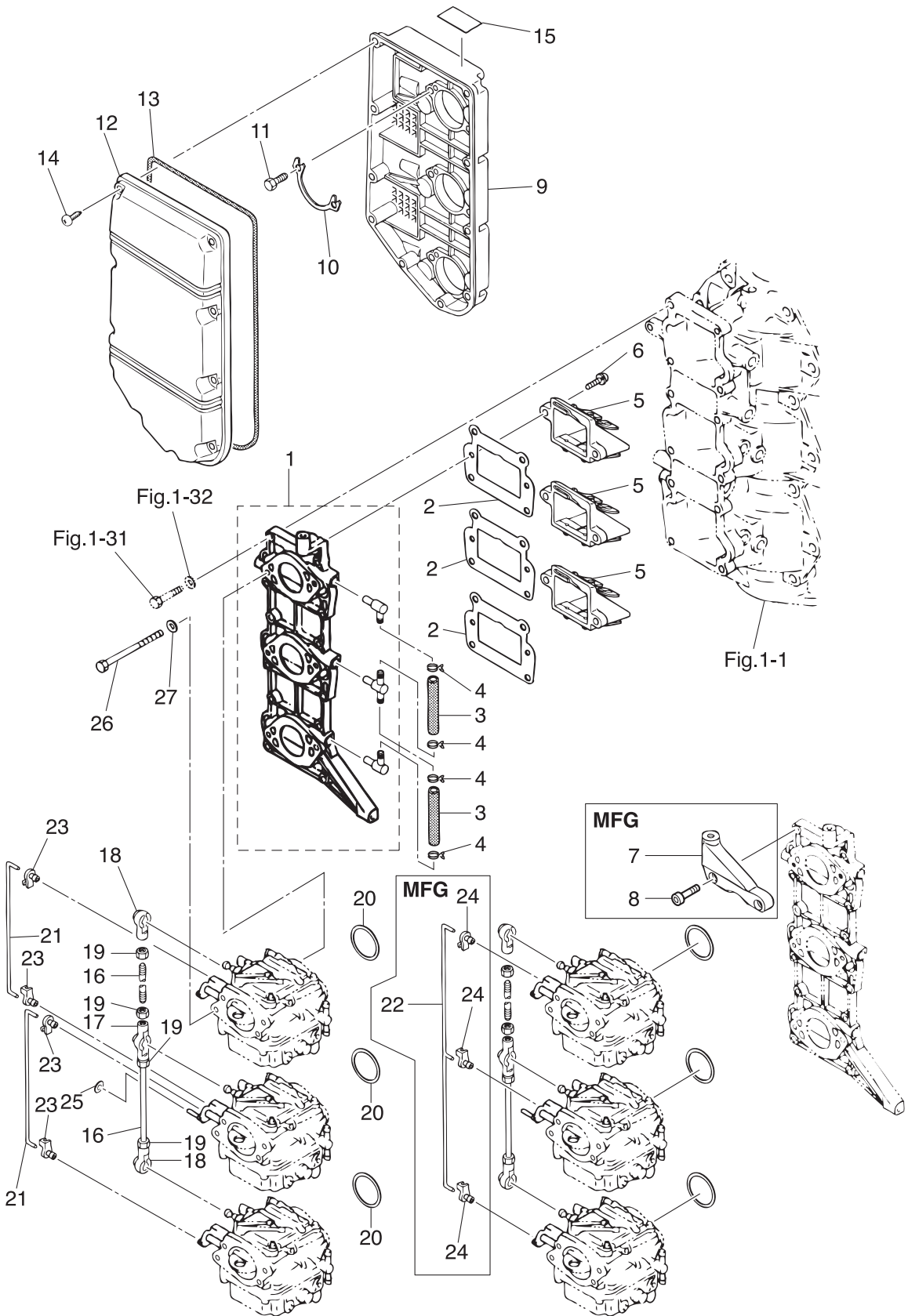
PISTON • CRANK SHAFT



Ref.No.	Part No.	Description	Q'ty		Remarks
			M60C	M70C	
2-1	3N4-00069-1	CRANKSHAFT SUB-ASSY	1	1	
2-2	353-00115-0	* THRUST PLATE 59-78-2	1	1	
2-3	353-00118-0	* MAIN BEARING 6306	1	1	
2-4	3F3-00115-0	* THRUST PLATE 49-78-2	1	1	
2-5	3F3-09060-0	* OIL PUMP DRIVE GEAR	1	1	
2-6	945107-3000	* C-RING d=30	1	1	
2-7	3F3-00042-1	ROLLER BEARING 20-25-24	3	3	
2-8	353-00113-0	MAIN BEARING	1	1	
2-9	353-00121-0	* OIL SEAL 36.5-46-8	1	1	
2-10	353-00108-0	O-RING 2.4-44.7	1	1	
2-11	1 3N5-87123-0	PISTON RING SET	3	3	STD
2-11	2 3N5-87124-0	PISTON RING SET (0.5 O/S)	3	3	OPT
2-12	1 3F3-00011-2	* PISTON RING	1	1	STD 1st
2-12	2 3F3-00014-2	* PISTON RING (0.5 O/S)	1	1	OPT 1st
2-13	1 3F3-00012-1	* PISTON RING	1	1	STD 2nd
2-13	2 3F3-00015-1	* PISTON RING (0.5 O/S)	1	1	OPT 2nd
2-14	1 3N5-87130-0	PISTON REPAIR KIT	3	3	STD
2-14	2 3N5-87131-0	PISTON REPAIR KIT (0.5 O/S)	3	3	OPT
2-15	1 3F3-00001-0	* PISTON	1	1	STD
2-15	2 3F3-00004-0	* PISTON (0.5 O/S)	1	1	OPT
2-16	3F3-00021-1	* PISTON PIN	1	1	
2-17	353-00024-1	* PISTON PIN CLIP	2	2	

Fig. 3

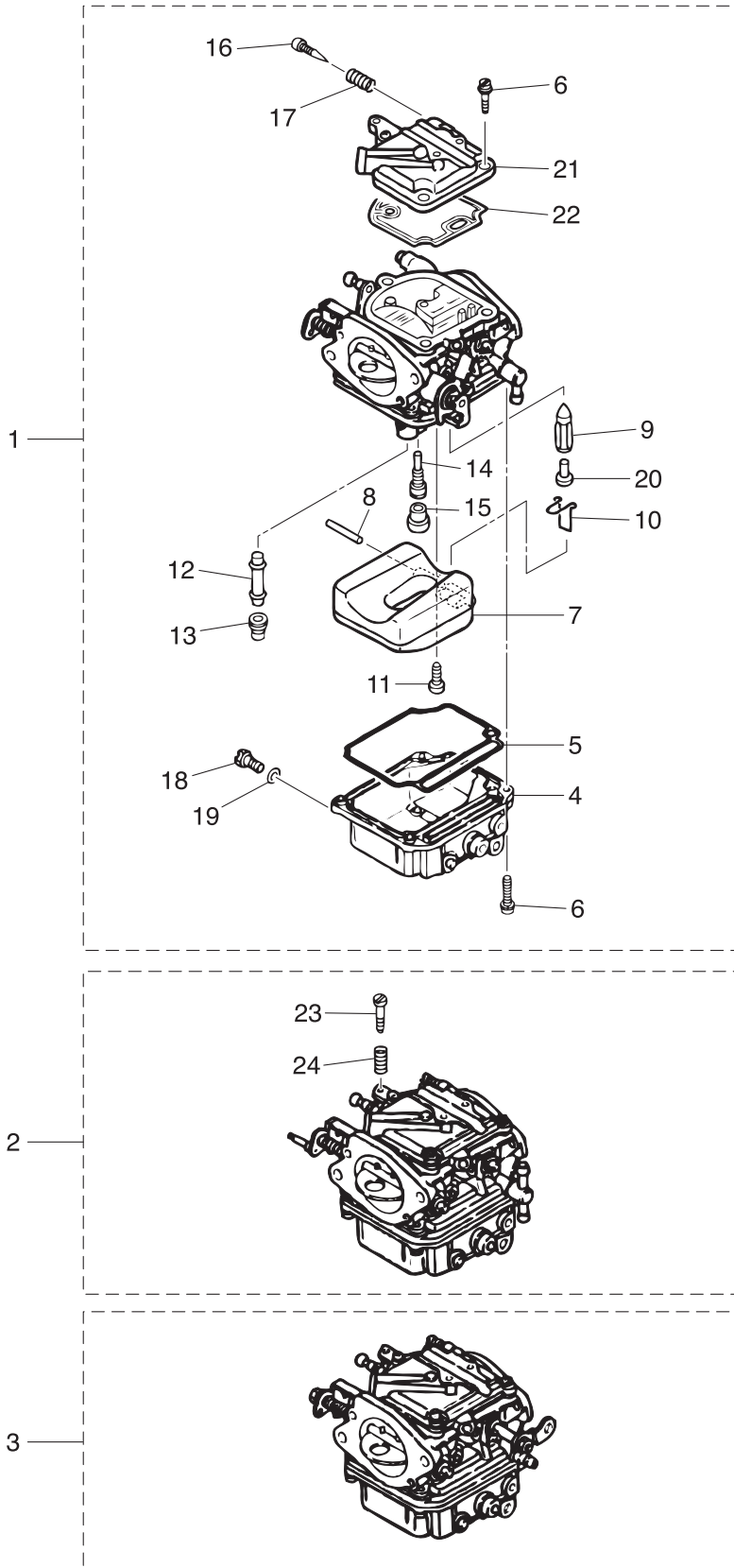
INTAKE MANIFOLD • REED VALVE • INTAKE SILENCER



Ref.No.	Part No.	Description	Q'ty		Remarks
			M60C	M70C	
3-1	3F3B02020-1	INTAKE MANIFOLD ASSY	1	1	
3-2	3F3-02104-2	INTAKE MANIFOLD GASKET	3	3	
3-3	98AB-50-087	HOSE	2	2	98AB-501000
3-4	338-02215-0	CLIP ϕ 10	4	4	
3-5	3F3-02100-0	REED VALVE ASSY	3	3	
3-6	921521-6516	SCREW	6	6	
3-7	3F5B05101-0	BRACKET		1	for MFG
3-8	910299-0630	BOLT		2	for MFG
3-9	3F3-02411-1	INTAKE SILENCER	1	1	
3-10	3C8-02417-0	INTAKE SILENCER LOCK PLATE	3	3	
3-11	3C8-02420-0	BOLT 5-16	6	6	
3-12	3F3-02415-0	INTAKE SILENCER COVER	1	1	
3-13	3F3-02418-0	GASKET	1	1	Seal Rubber
3-14	3F3-02423-0	TAPPING SCREW 5-30	10	10	
3-15	3F3-72015-0	CHOKE DECAL	1	1	
3-16	3F3-63709-1	THROTTLE ROD 5-77	2	2	
3-17	3B7-05229-0	BALL JOINT CONNECTOR	1	1	
3-18	3B7-05243-0	BALL JOINT CONNECTOR	2	2	
3-19	930103-0500	NUT	4	4	
3-20	3F3-02012-0	O-RING 1.9-38.8	3	3	
3-21	3F3-67191-1	CHOKE ROD 3-97	2	2	for EF/EP Type
3-22	3F5-67191-1	CHOKE ROD		1	for MFG
3-23	346-67196-1	ROD SNAP 3-B	4	4	for EF/EP Type
3-24	346-67196-1	ROD SNAP 3-B		3	for MFG
3-25	3C7-03271-1	O-RING 1.5-2.5	1	1	for EF/EP Type
3-26	9161F1-0695	BOLT	6	6	
3-27	940121-0600	WASHER	6	6	

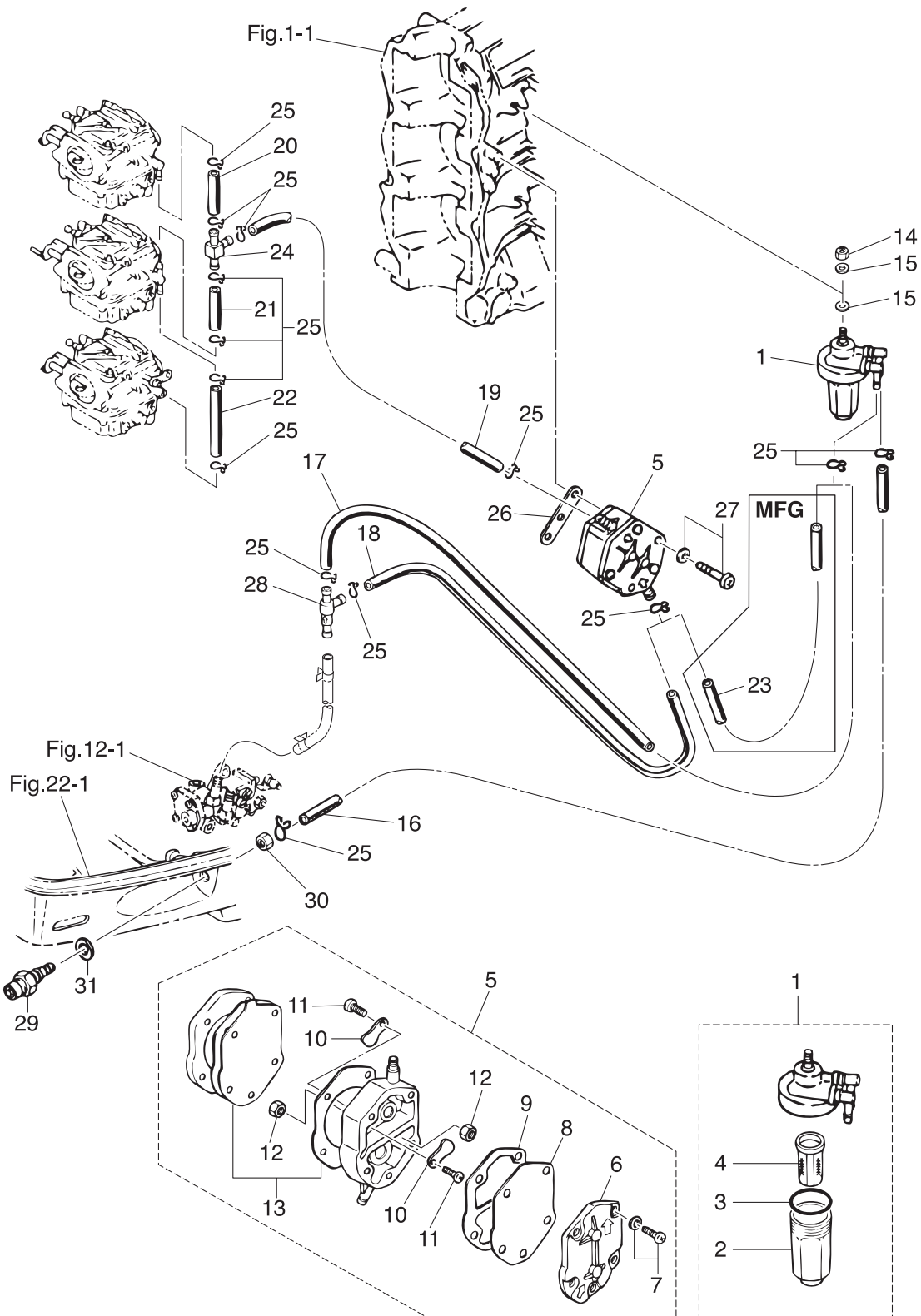
Fig. 4

CARBURETOR



Ref.No.	Part No.	Description	Q'ty		Remarks
			M60C	M70C	
4-1	1	3F3-03200-1		1	M70C Upper
4-1	2	3F5-03200-1	1		M60C Upper
4-2		3F3-03207-1	1	1	Center
4-3		3F3-03210-1	1	1	Lower
4-4		3F3-03221-0	1	1	x 3
4-5		3F3-03222-0	1	1	x 3
4-6		922503-6414	7	7	Chamber, Coverx 3
4-7		3F3-03231-0	1	1	x 3
4-8		3F3-03232-0	1	1	x 3
4-9		3B7-03240-0	1	1	x 3
4-10		344-03244-0	1	1	x 3
4-11		3F3-03234-0	1	1	x 3
4-12		3J5-03252-0	1	1	x 3
4-13	1	3K7-03251-0	1	1	Upper, Lowerx 2
4-13	2	3J5-03251-0	1	1	Centerx 1
4-14		3J5-03255-0	1	1	x 3
4-15		346-03256-0	1	1	x 3
4-16		346-03266-0	1	1	Upperx 1
4-17		353-03268-0	1	1	Upperx 1
4-18		345-03292-0	1	1	x 3
4-19		336-03293-0	1	1	x 3
4-20		334-03242-0	1	1	x 3
4-21		3F3-03181-0	1	1	x 3
4-22		3F3-03182-0	1	1	x 3
4-23		346-03265-0	1	1	Centerx 1
4-24		346-03267-0	1	1	Centerx 1

Fig. 5 FUEL LINE



Ref.No.	Part No.	Description	Q'ty		Remarks
			M60C	M70C	
5-1	3AD-02230-0	FUEL FILTER ASSY	1	1	
5-2	3AD-02237-0	* CUP	1	1	
5-3	3AD-02235-0	* O-RING	1	1	
5-4	3AD-02234-0	* FILTER	1	1	
5-5	356-04000-1	FUEL PUMP ASSY	1	1	
5-6	334-04004-0	* PUMP COVER	1	1	
5-7	9225F2-6528	* SCREW	3	3	
5-8	334-04005-0	* PUMP DIAPHRAGM	1	1	
5-9	334-04007-0	* DIAPHRAGM GASKET	1	1	
5-10	356-04044-0	* CHECK VALVE	2	2	
5-11	921722-0306	* SCREW	2	2	
5-12	930222-0300	* NUT	2	2	
5-13	356-04030-0	* DIAPHRAGM GASKET SET	1	1	
5-14	930103-0800	NUT	1	1	
5-15	940103-0800	WASHER	2	2	
5-16	98AB-50-280	HOSE	1	1	Connector-F/Filter 98AB-501000
5-17	98AB-50-080	HOSE	1	1	for EF/EP, F/Filter- C/Valve 98AB-501000
5-18	98AB-50-050	HOSE	1	1	for EF/EP, C/Valve- F/Pump 98AB-501000
5-19	98AB-50-120	HOSE	1	1	Fuel Pump-T-Nipple 98AB-501000
5-20	98AB-50-035	HOSE	1	1	T-Nipple-Carburetor1 98AB-501000
5-21	98AB-50-040	HOSE	1	1	T-Nipple-Carburetor2 98AB-501000
5-22	98AB-50-095	HOSE	1	1	Carburetor2-Carburetor3 98AB-501000
5-23	98AB-50-120	HOSE		1	for MFG, F/Filter- F/Pump 98AB-501000
5-24	394-70013-0	PIPE JOINT 4-4	1	1	
5-25	1 338-02215-0	CLIP ϕ 10		12	for MFG
5-25	2 338-02215-0	CLIP ϕ 10	14	14	for EF/EP Type
5-26	346-04901-2	GASKET	1	1	Fuel Pump
5-27	921503-6640	SCREW	2	2	
5-28	3C8-09075-0	CHECK VALVE COMPLETE	1	1	for EF/EP Type

Fig. 5 FUEL LINE

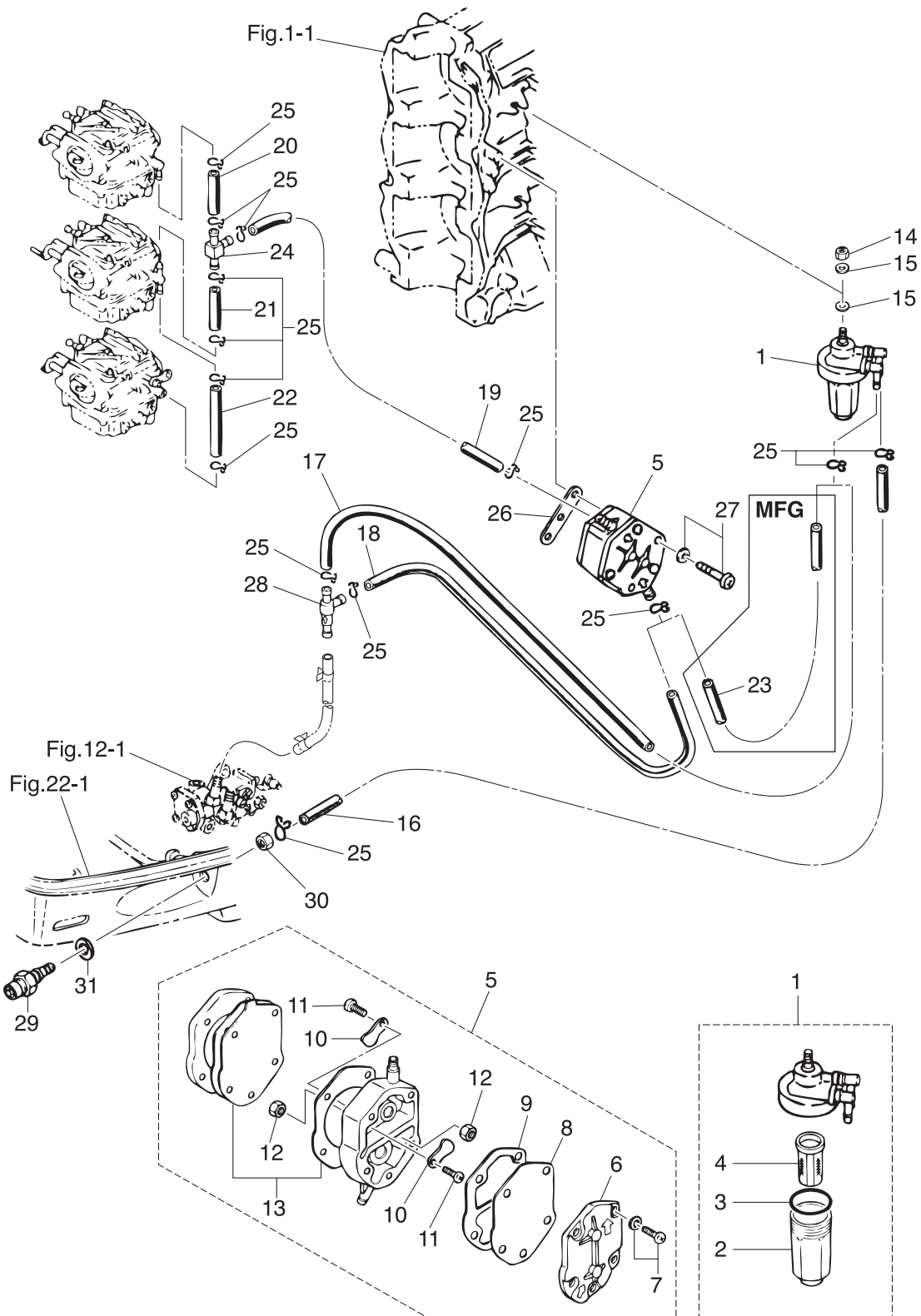
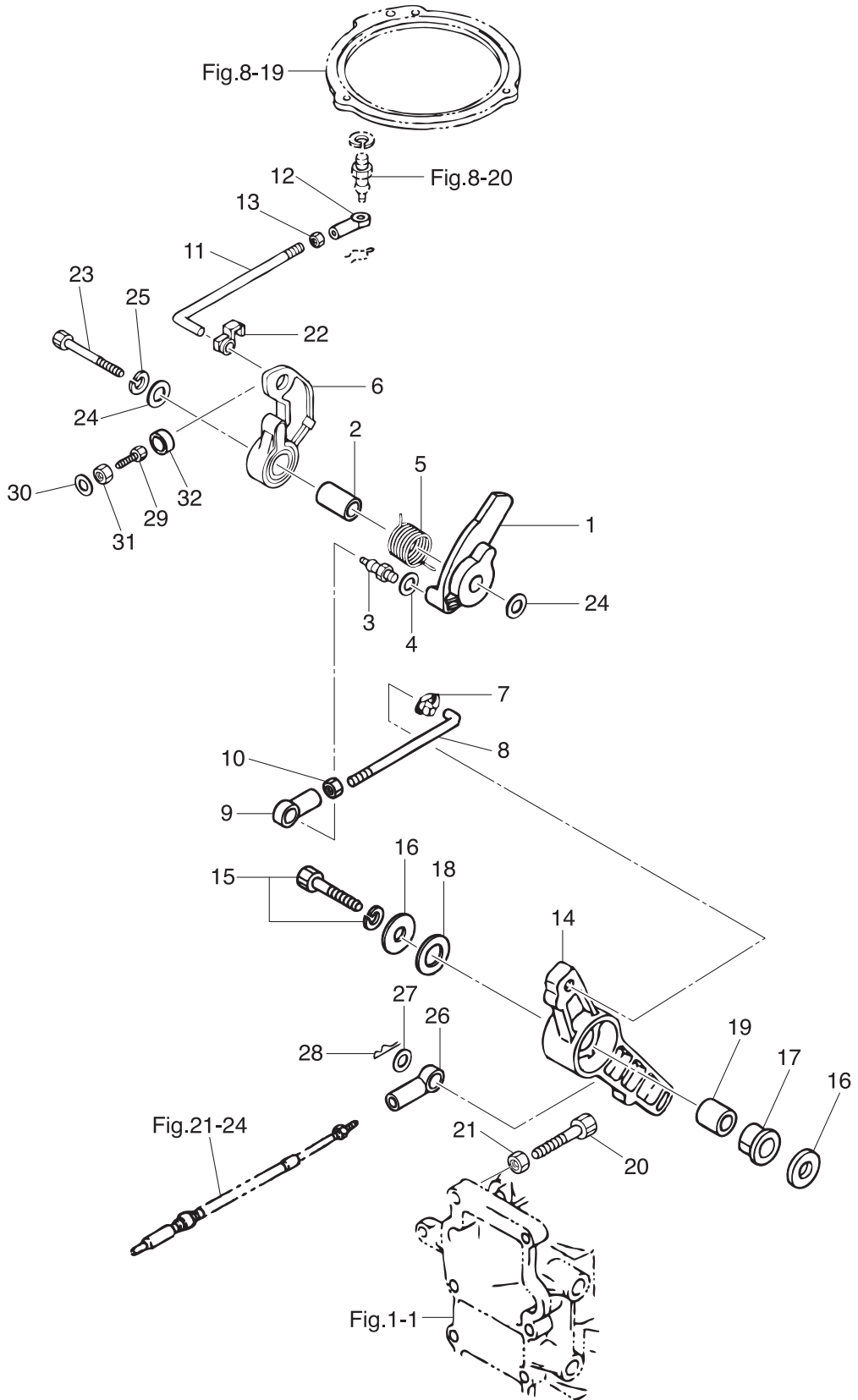


Fig. 6

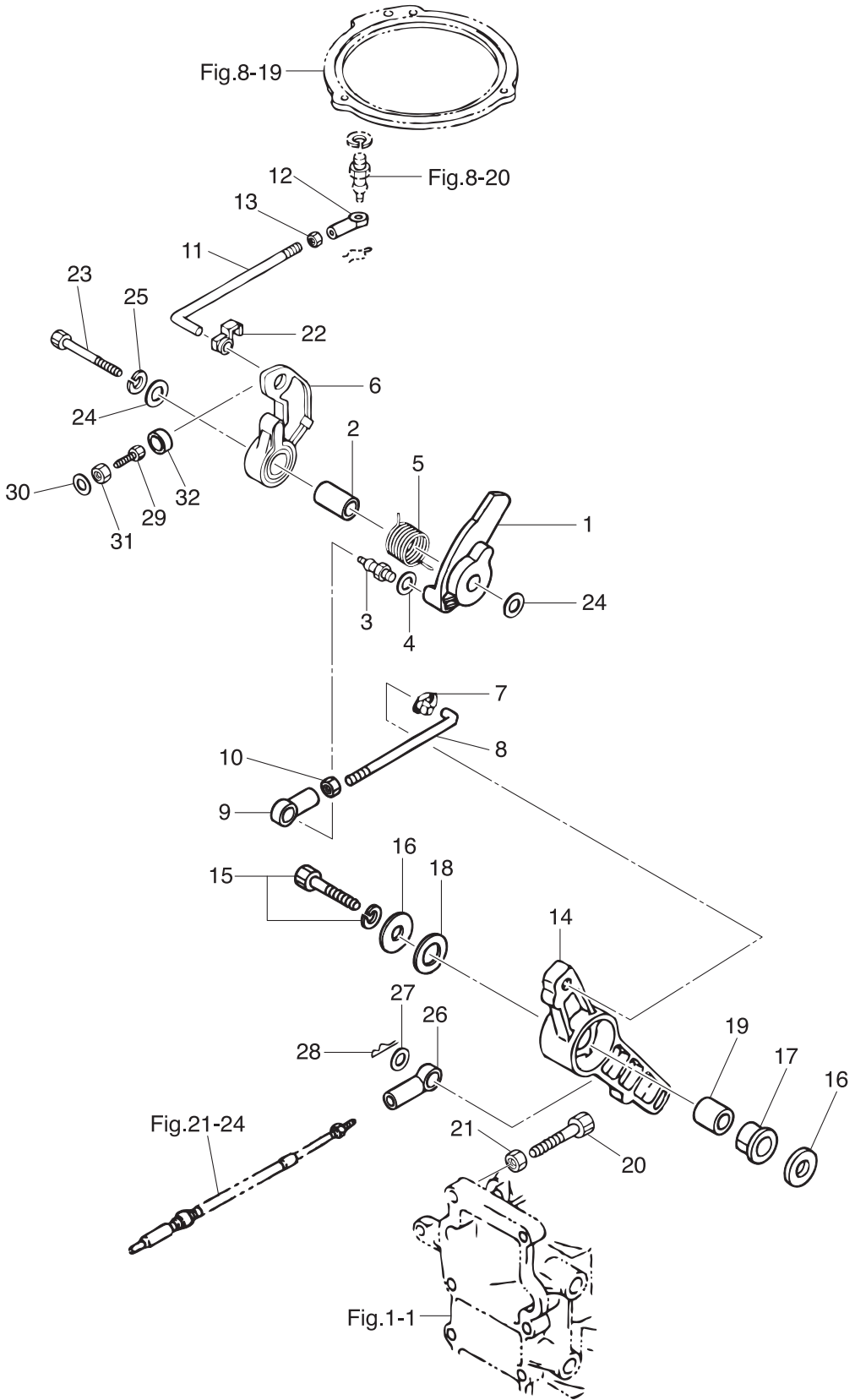
THROTTLE



Ref.No.	Part No.	Description	Q'ty		Remarks
			M60C	M70C	
6-1	3F3-63718-0	THROTTLE CAM	1	1	
6-2	3B7-63721-0	COLLAR 8.4-12-26.3	1	1	
6-3	346-05228-1	BALL JOINT	1	1	
6-4	941303-0600	SPRING WASHER	1	1	
6-5	3N4-63727-0	SPRING	1	1	
6-6	3B7-63712-0	ADVANCER LEVER	1	1	
6-7	3C8-63733-0	ROD SNAP 5-3	1	1	
6-8	3C8-63715-1	ROD 5-118	1	1	
6-9	3B7-05243-0	BALL JOINT CONNECTOR	1	1	
6-10	930103-0500	NUT	1	1	
6-11	3F3-63715-2	ROD 5-136	1	1	
6-12	3B7-05243-0	BALL JOINT CONNECTOR	1	1	
6-13	930103-0500	NUT	1	1	
6-14	3F3B63711-0	ADVANCER ARM	1	1	
6-15	910103-6835	BOLT	1	1	
6-16	3B7-63730-0	WASHER 8.5-24-1.5	2	2	
6-17	3B7-63713-0	BUSHING 12-14-15.5	1	1	
6-18	3B7-63731-0	WASHER 12.5-24-1	1	1	
6-19	3B7-63732-1	COLLAR 8.4-12-17	1	1	
6-20	910103-0635	BOLT	1	1	
6-21	930103-0600	NUT	1	1	
6-22	3C8-63733-0	ROD SNAP 5-3	1	1	
6-23	910103-0845	BOLT	1	1	
6-24	940103-0800	WASHER	2	2	
6-25	941303-0800	SPRING WASHER	1	1	
6-26	3B7-83715-2	CABLE JOINT	1	1	
6-27	3AA-83719-0	WASHER 8.5-18-1.6	1	1	
6-28	951603-0800	SNAP PIN d=8	1	1	
6-29	910103-0630	BOLT	1	1	

Fig. 6

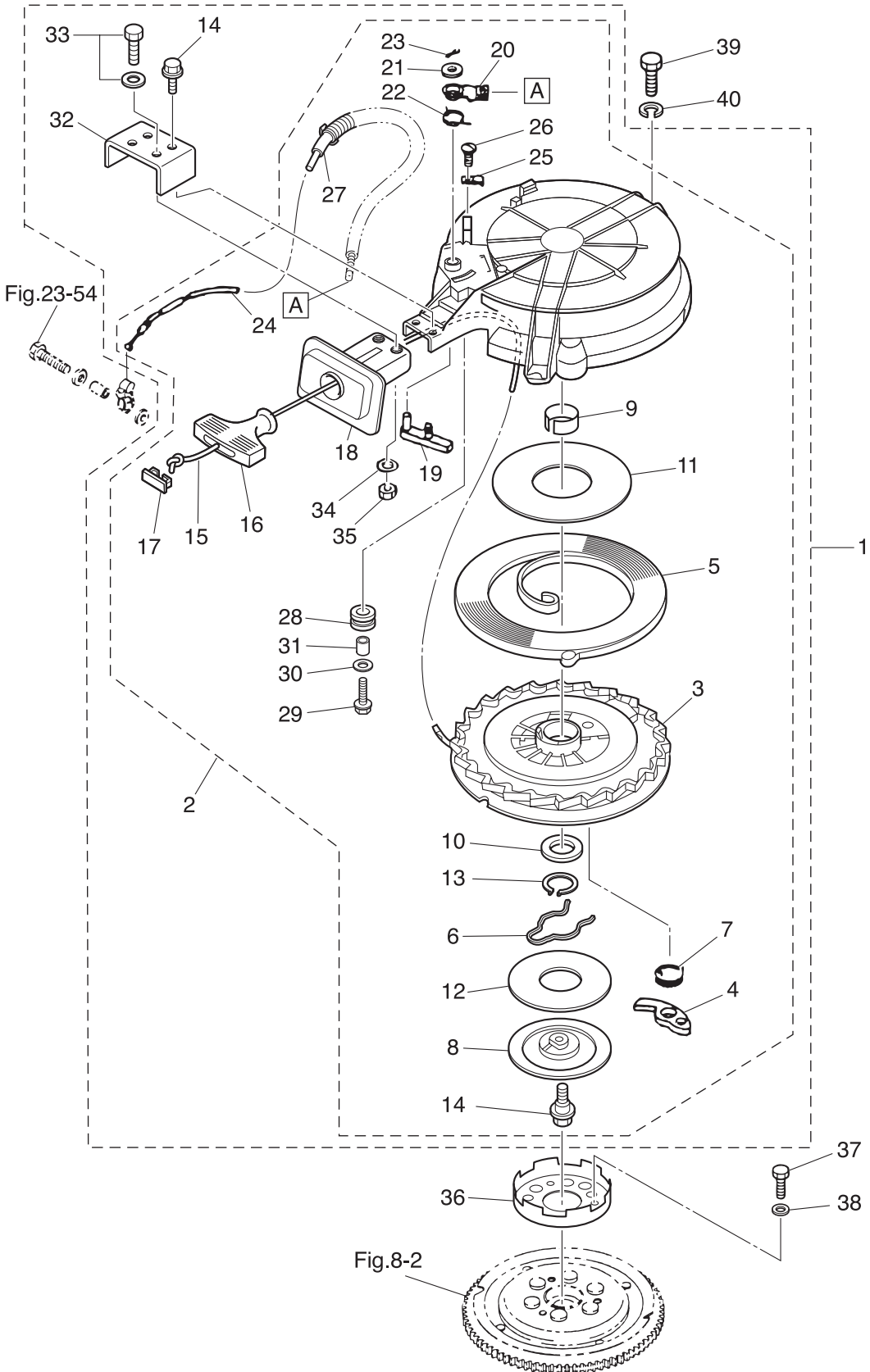
THROTTLE



Ref.No.	Part No.	Description	Q'ty		Remarks
			M/600	M/700	
6-30	940103-0600	WASHER	1	1	
6-31	930103-0600	NUT	1	1	
6-32	3B7-63734-0	STOPPER DAMPER	1	1	

Fig. 7

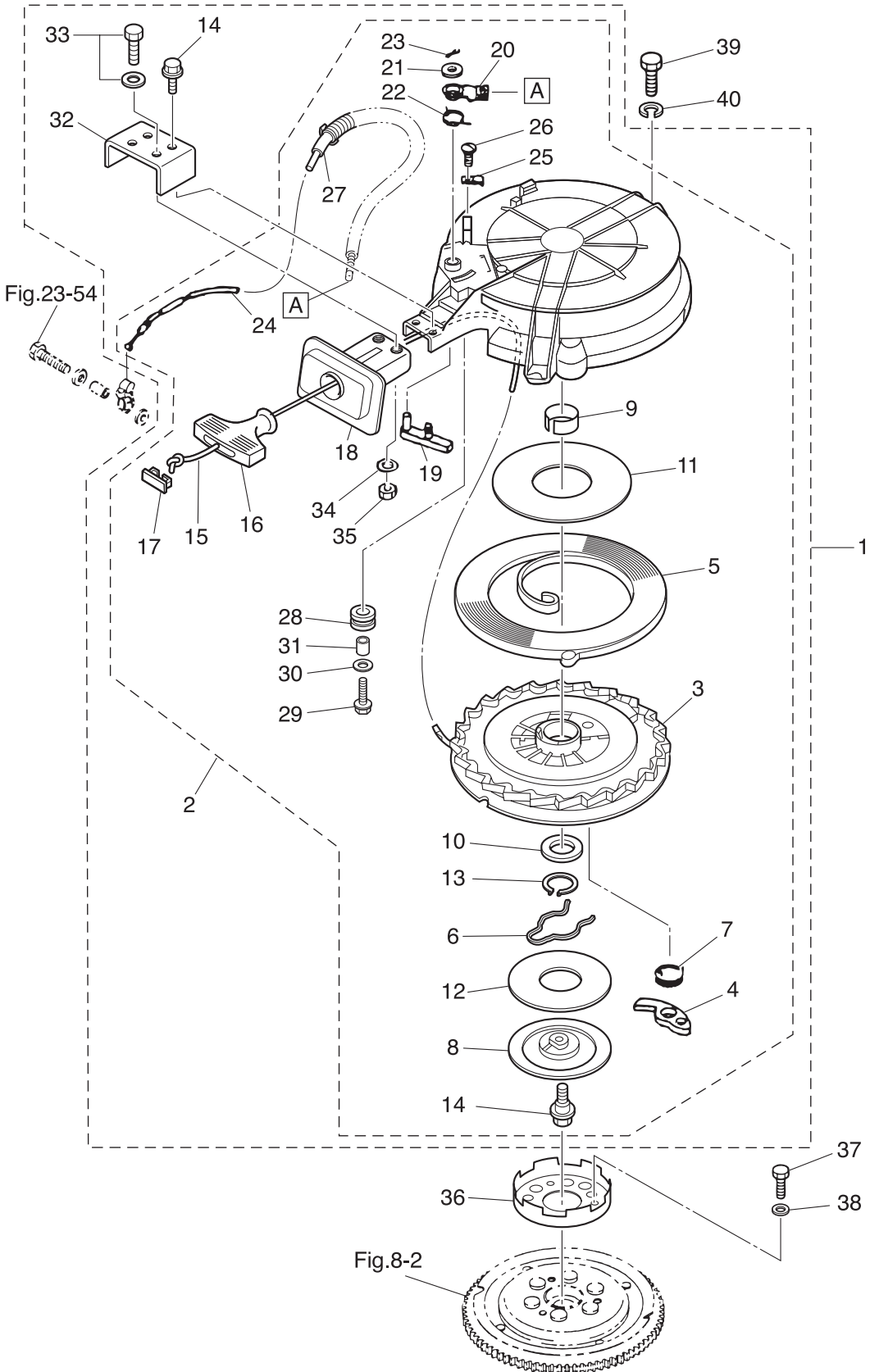
RECOIL STARTER (MFG)



Ref.No.	Part No.	Description	Q'ty		Remarks
			M60C	M70C	
7-1	3F5-05090-1	RECOIL STARTER ASSY		1	
7-2	3C8-05090-2	* RECOIL STARTER ASSY		1	
7-3	3C8-05106-0	** REEL ASSY		1	
7-4	3C8-05003-0	** RATCHET		1	
7-5	3C8-05004-0	** STARTER SPRING		1	
7-6	3C8-05007-0	** FRICTION SPRING		1	
7-7	3C8-05012-0	** RETURN SPRING		1	
7-8	3C8-05006-0	** FRICTION PLATE		1	
7-9	3C8-05107-0	** BUSHING		1	
7-10	3C8-05108-0	** WASHER		1	
7-11	3C8-05023-0	** SLIDING PLATE		1	
7-12	3C8-05029-0	** SLIDING PLATE		1	
7-13	945127-2800	** C-RING		1	
7-14	3C8-05138-0	** BOLT		3	
7-15	3C8-05013-0	** STARTER ROPE ϕ 6-2250		1	
7-16	3C8-05019-0	** STARTER HANDLE		1	
7-17	3R3-05131-0	** ROPE ANCHOR		1	
7-18	3C8-05014-1	** ROPE GUIDE		1	
7-19	3C8-05252-0	** STARTER LOCK		1	
7-20	3C8-05253-0	** STARTER LOCK CAM		1	
7-21	3C8-05237-0	** WASHER		1	
7-22	3C8-05216-0	** STARTER LOCK SPRING		1	
7-23	951503-1520	** SPLIT PIN		1	
7-24	3C8-05217-0	** STARTER LOCK WIRE		1	
7-25	3C8-05257-0	** CABLE HOLDER		1	
7-26	922432-0510	** SCREW		1	
7-27	3C8-05238-0	** PIPE		1	
7-28	3C8-05030-0	** STARTER ROLLER		1	
7-29	3C8-05031-0	** BOLT		1	

Fig. 7

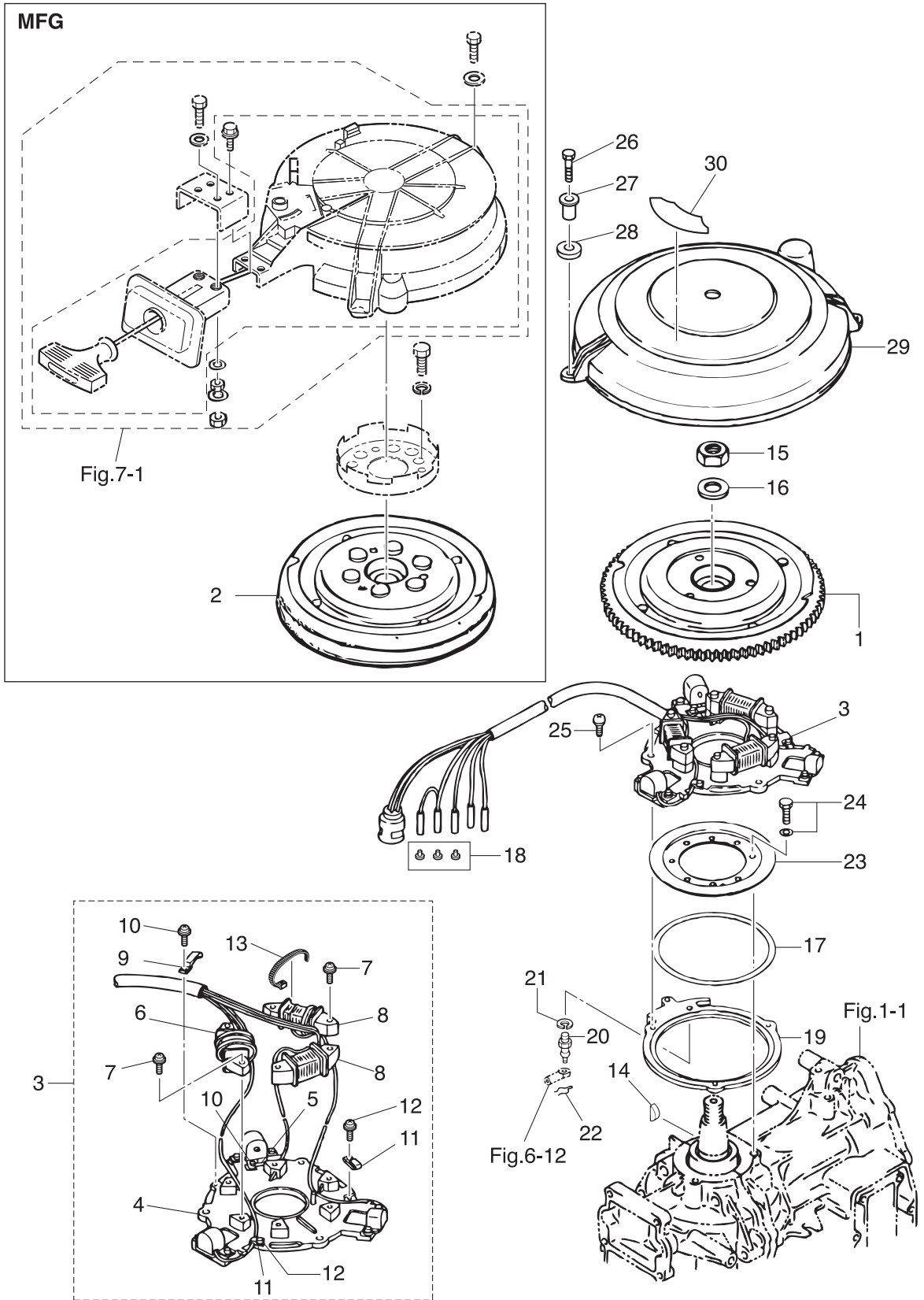
RECOIL STARTER (MFG)



Ref.No.	Part No.	Description	Q' ty		Remarks
			M60C	M70C	
7-30	3C8-05032-0	** WASHER		1	
7-31	3C8-05033-0	** COLLAR		1	
7-32	3F5-05119-0	* BRACKET		1	
7-33	910103-6616	* BOLT		2	
7-34	940103-0600	* WASHER		2	
7-35	930103-0600	* NUT		2	
7-36	3C8-05901-1	STARTER PULLEY		1	
7-37	9101F4-0818	BOLT		3	
7-38	940103-0800	WASHER		3	
7-39	9101F4-0625	BOLT		3	
7-40	940103-0600	WASHER		3	

Fig. 8

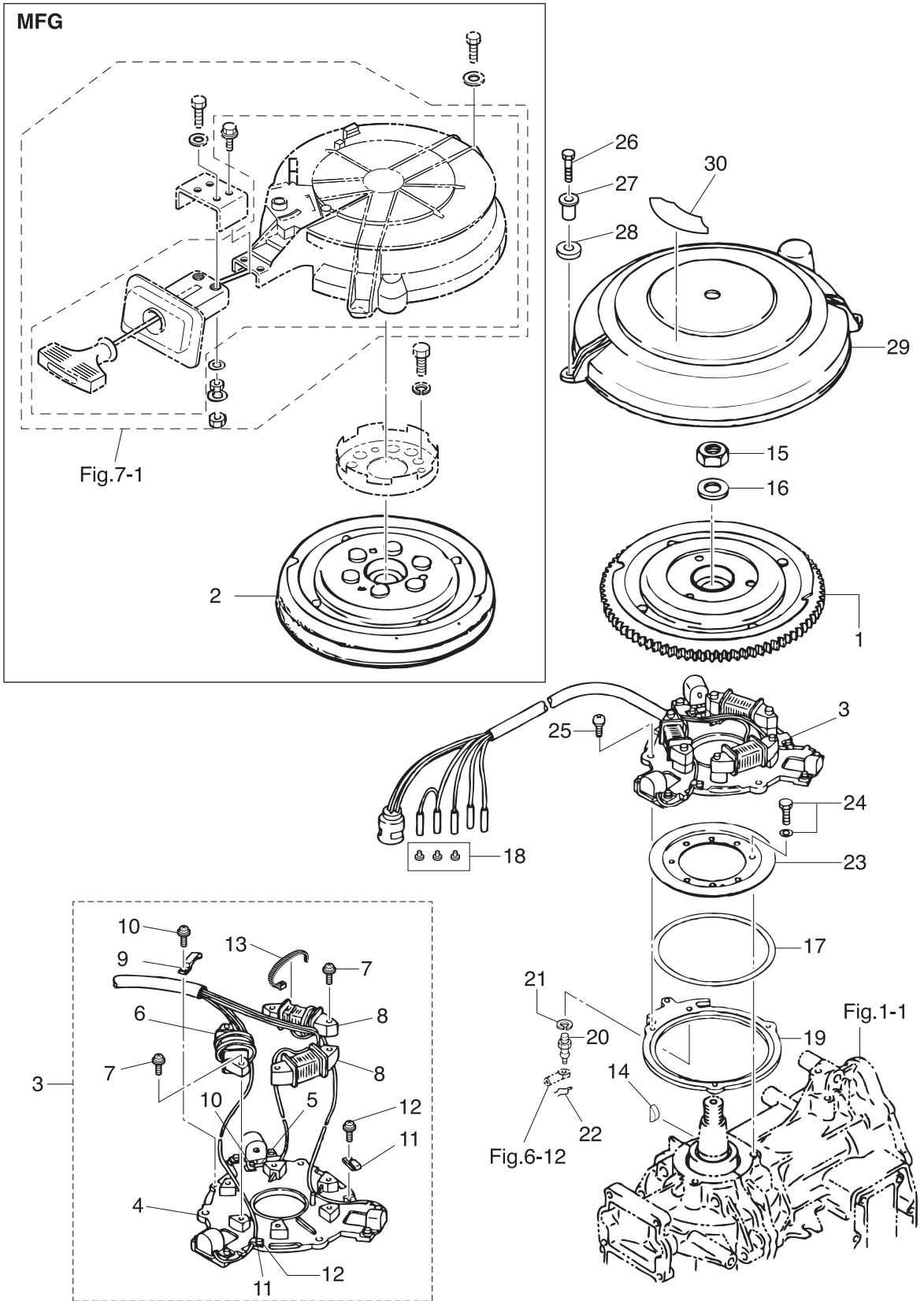
MAGNETO



Ref.No.	Part No.	Description	Q'ty		Remarks
			M/60C	M/70C	
8-1	3N4-06101-0	FLYWHEEL W/RING GEAR	1	1	F4T407-71 for EF/EP Type
8-2	3N5-06189-0	FLYWHEEL W/RING		1	F4T407-72 for MFG
8-3	3N4-06103-1	COIL PLATE ASSY W/ALTERNATOR	1	1	
8-4	3N4-06130-0	* PULSAR COIL & PLATE ASSY	1	1	
8-5	3B7-06131-0	* PULSAR HOLDER	1	1	
8-6	3N4-06120-0	* EXCITER COIL	1	1	
8-7	921521-6630	* SCREW	6	6	
8-8	3N4-06123-0	* ALTERNATOR ASSY	2	2	
8-9	3B7-06135-0	* HOLDER	1	1	
8-10	921521-0406	* SCREW	2	2	
8-11	3B7-06132-0	* CLAMP	2	2	
8-12	921521-6406	* SCREW	2	2	
8-13	3B7-06133-0	* BAND	3	3	
8-14	334-00131-0	KEY	1	1	Magneto
8-15	353-00132-0	NUT 18-P1.5	1	1	
8-16	353-00133-0	WASHER 19-34-3	1	1	
8-17	1 3C8-63745-0	SHIM 110-122-0.15	A	A	
8-17	2 3C8-63746-0	SHIM 110-122-0.2	A	A	
8-17	3 3C8-63747-0	SHIM 110-122-0.25	A	A	
8-18	3A3-76037-0	CABLE TERMINAL PLUG		3	for MFG
8-19	3F3-63723-0	SETTING RING	1	1	
8-20	3B7-05244-0	BALL JOINT	1	1	
8-21	941303-0600	SPRING WASHER	1	1	
8-22	951703-0500	SNAP RETAINER d=5	1	1	
8-23	346-63722-2	GUIDE PLATE	1	1	
8-24	910121-6616	BOLT	3	3	
8-25	921503-6510	SCREW	3	3	
8-26	910103-0620	BOLT	3	3	for EF/EP Type
8-27	3GF-06304-0	COLLAR 9.1-16-10.8	3	3	for EF/EP Type

Fig. 8

MAGNETO



Ref.No.	Part No.	Description	Q'ty		Remarks
			M60C	M70C	
8-28	3B7-06305-0	RUBBER MOUNT 9-16-4.3	3	3	for EF/EP Type
8-29	3F3-06301-0	RING GEAR COVER	1	1	for EF/EP Type
8-30	3C7-72182-2	CAUTION DECAL (C)	1	1	for EF/EP Type

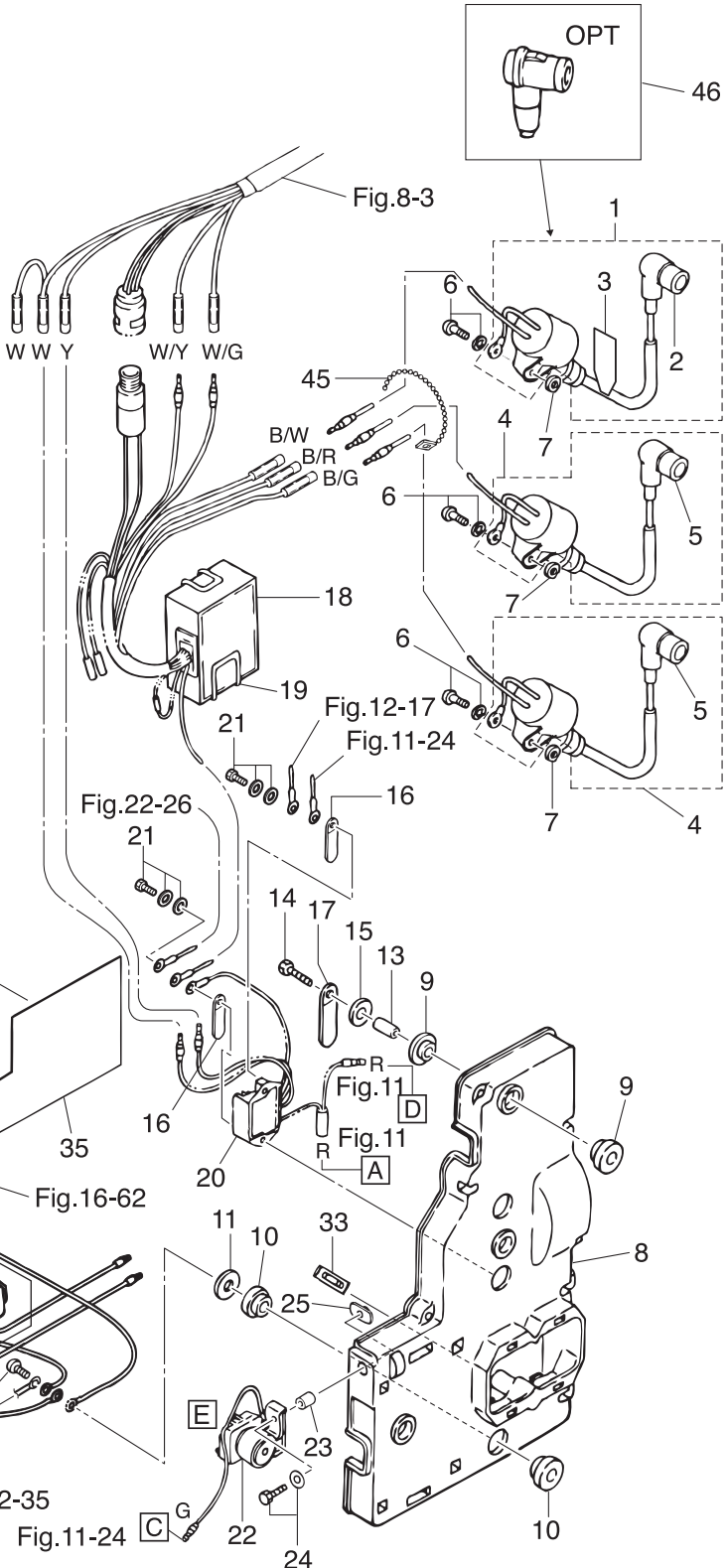
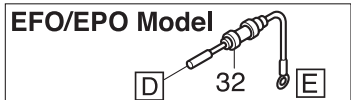
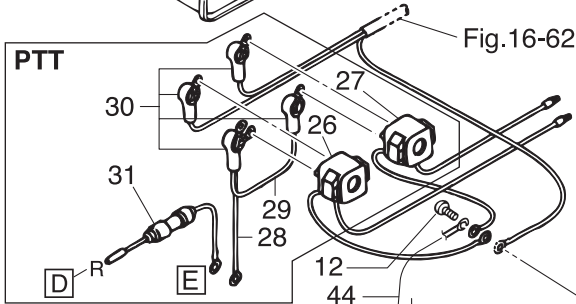
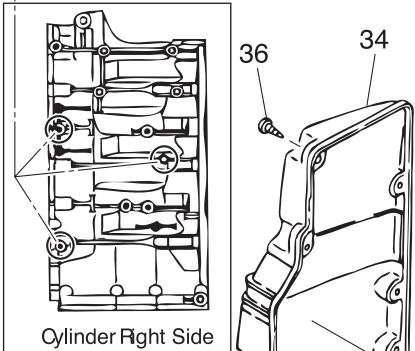
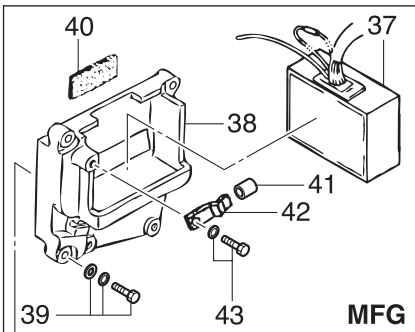
Fig. 9

ELECTRIC PARTS (C.D. UNIT)

Cord Colors

- B : Black
- Br : Brown
- G : Green
- L : Blue
- Lg : Light green
- P : Pink
- R : Red
- Sb : Sky blue
- W : White
- Y : Yellow

(Note) Slash (/) shows stripe color of cord.



Ref.No.	Part No.	Description	Q'ty		Remarks
			M60C	M70C	
9-1	3C8-06048-0	IGNITION COIL ASSY W/LABEL	1	1	F6T530 #1
9-2	346-06999-0	* PLUG CAP W/RESISTANCE	1	1	
9-3	3C8-72181-0	* CAUTION DECAL (B)	1	1	
9-4	3C7-06040-0	IGNITION COIL W/R-CAP	2	2	F6T530 #2 & #3
9-5	346-06999-0	* PLUG CAP W/RESISTANCE	1	1	
9-6	910103-5620	BOLT	3	3	
9-7	151-33159-0	GASKET 6.2-11-1	3	3	
9-8	3F3-06901-1	BRACKET	1	1	for EF/EP Type
9-9	3F3-06920-0	RUBBER MOUNT 8.5-12-2	6	6	
9-10	345-67113-0	MOUNT 12-18-2.5	2	2	
9-11	346-67115-0	WASHER 6.5-21-1	1	1	
9-12	910103-0616	BOLT	1	1	
9-13	353-76079-0	COLLAR 6.2-9-9.3	3	3	
9-14	910103-0625	BOLT	3	3	
9-15	3C8-66308-0	WASHER 6-16-1.5	3	3	
9-16	309-06972-0	CLAMP 6.5-47.5P	2	2	
9-17	353-06972-0	CLAMP 7-80P	1	1	
9-18	3N4-06160-1	CD UNIT	1	1	F8T20573 for EF/EP Type
9-19	3B7-06165-0	CD UNIT BAND	1	1	
9-20	3B7-76065-5	RECTIFIER COMPLETE	1	1	for EF/EP Type
9-21	921503-7625	SCREW	2	2	
9-22	346-76040-0	STARTER SOLENOID	1	1	for EF/EP Type
9-23	346-67114-1	SPACER 6.2-9-15.7	1	1	
9-24	910103-6630	BOLT	1	1	
9-25	3F3-76042-2	NUT	1	1	
9-26	3C8-72580-0	PTT SOLENOID SWITCH (A)	1	1	UP for PTT Model
9-27	3C8-72581-0	PTT SOLENOID SWITCH (B)	1	1	DN for PTT Model
9-28	3C8-72583-1	SOLENOID SWITCH CORD (B) L=150	2	2	for PTT Model
9-29	3C7-72582-0	SOLENOID SWITCH CORD (A) L=220	2	2	for PTT Model

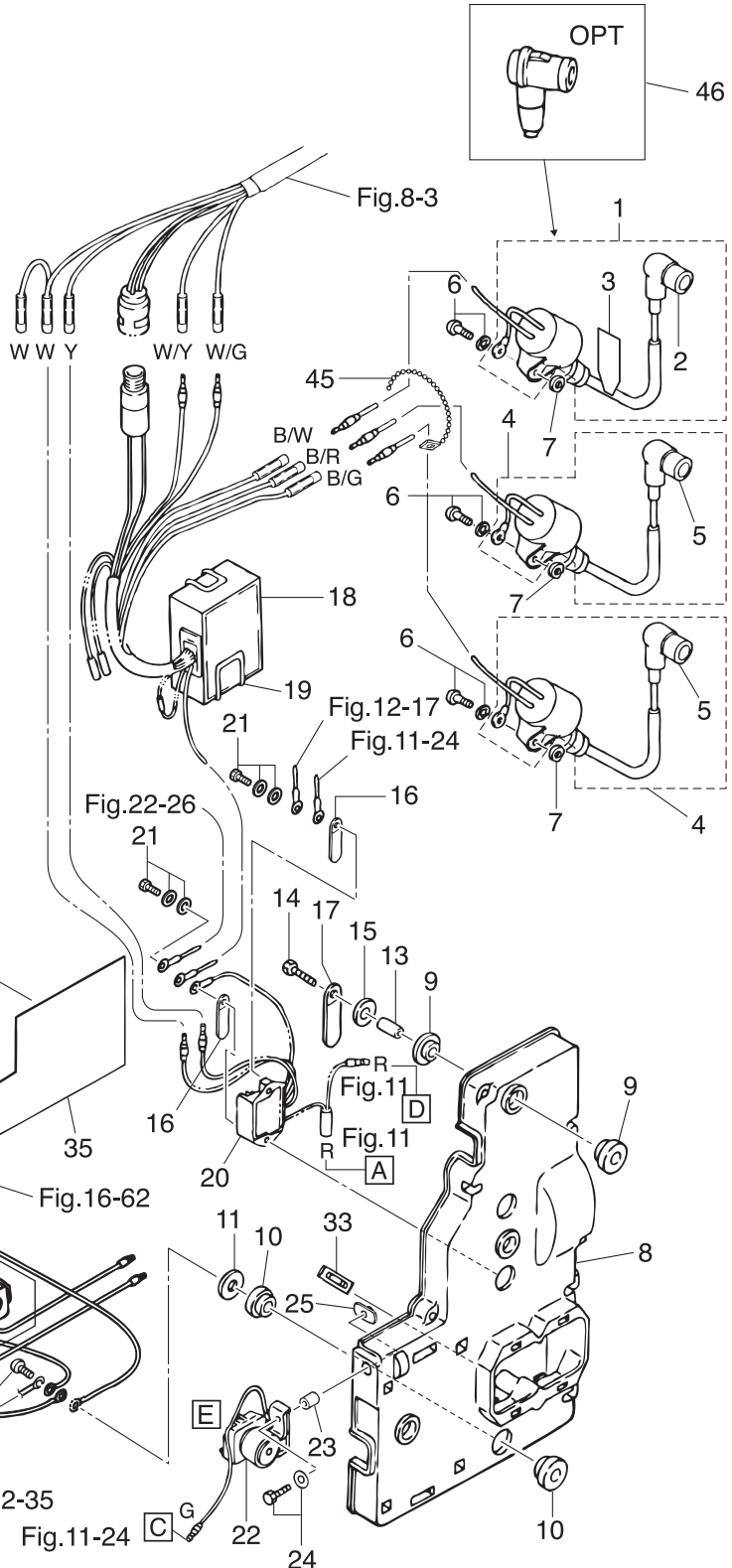
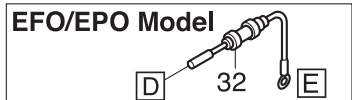
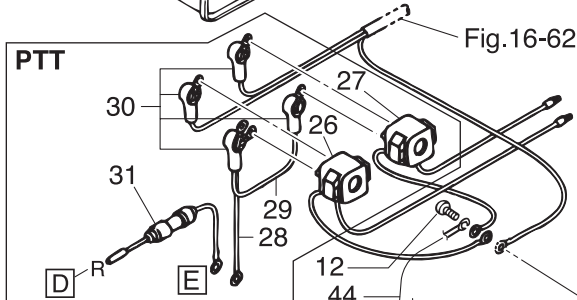
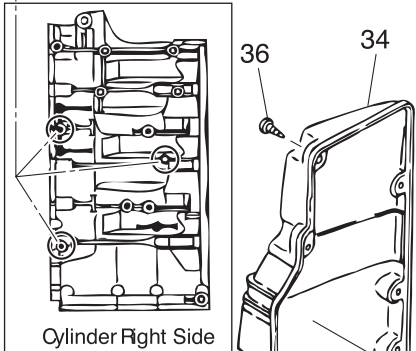
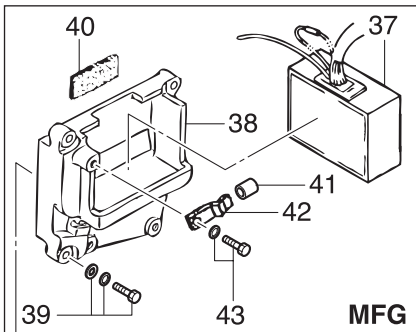
Fig. 9

ELECTRIC PARTS (C.D. UNIT)

Cord Colors

- B : Black
- Br : Brown
- G : Green
- L : Blue
- Lg : Light green
- P : Pink
- R : Red
- Sb : Sky blue
- W : White
- Y : Yellow

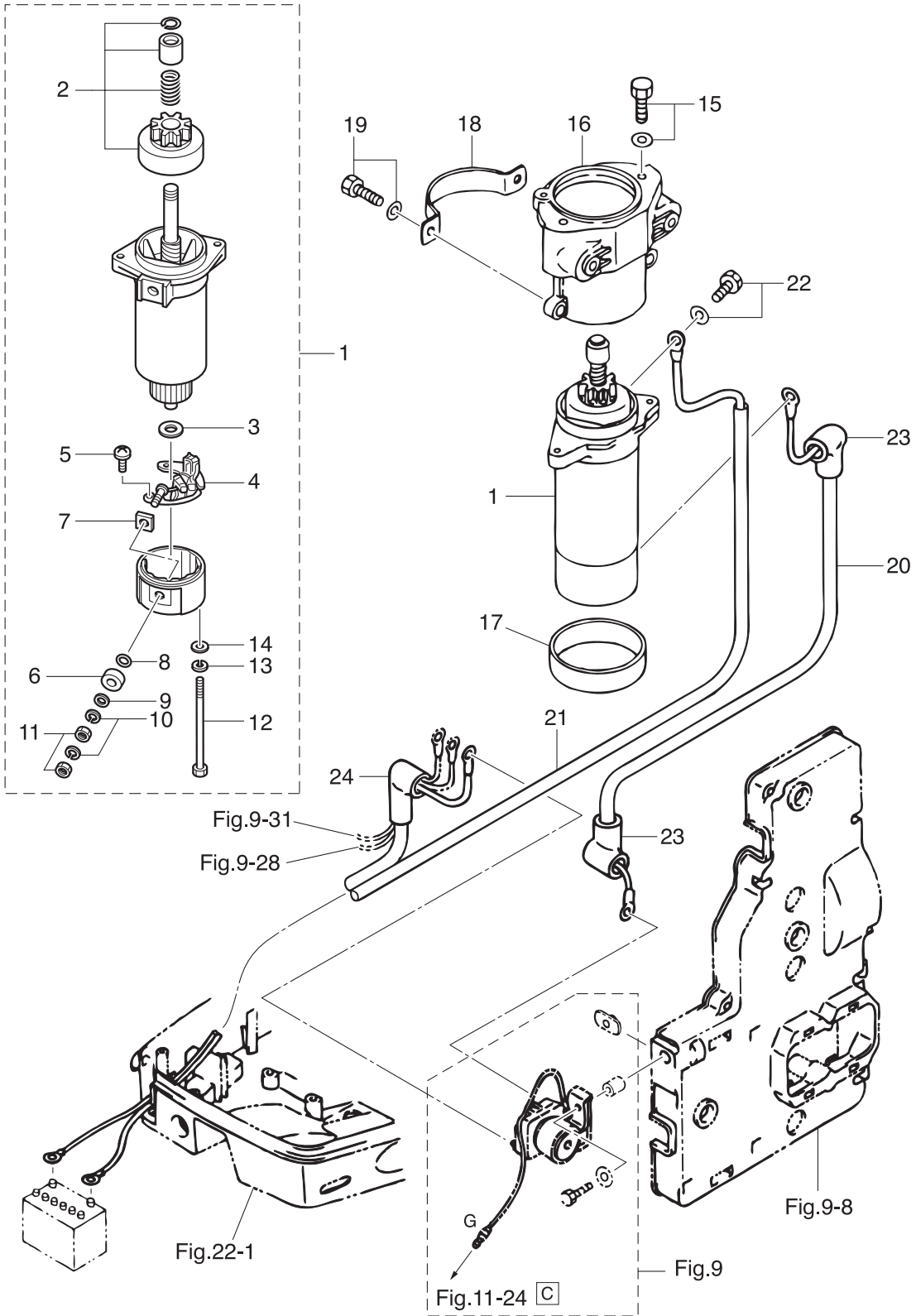
(Note) Slash (/) shows stripe color of cord.



Ref.No.	Part No.	Description	Q' ty		Remarks
			M/60C	M/70C	
9-30	3A3-76145-0	TERMINAL CAP	4	4	for PTT Model
9-31	3C7-76062-1	FUSE WIRE ASSY L=450	1	1	for PTT Model
9-32	353-76062-1	FUSE WIRE ASSY L=900 20A	1	1	for EFO/EPO Model
9-33	353-76213-0	SPARE FUSE 20A	1	1	for EF/EP Type
9-34	3F3-06902-1	COVER	1	1	for EF/EP Type
9-35	3F3-72028-1	WIRING DIAGRAM DECAL	1	1	
9-36	3F3-02423-0	TAPPING SCREW 5-30	8	8	
9-37	3N4-06160-1	CD UNIT		1	F8T20573 for MFG
9-38	3F5B05205-0	BRACKET		1	for MFG
9-39	910103-7630	BOLT		3	for MFG
9-40	3F5-67216-0	DAMPER		5	for MFG
9-41	353-72544-1	FUEL COCK ROD HOSE		1	for MFG
9-42	3C8-66116-0	SHIFT LEVER STOPPER		1	for MFG
9-43	910103-5612	BOLT		1	for MFG
9-44	3N4-76142-1	GROUND CABLE L=270	1	1	Electric Bracket -Bottom Cowl
9-45	336-76091-0	LEAD WIRE BAND 100	1	1	
9-46	3C7-06921-0	PLUG CAP W/RESISTANCE	3	3	

Fig. 10

ELECTRIC PARTS (STARTER MOTOR) EF/EP TYPE

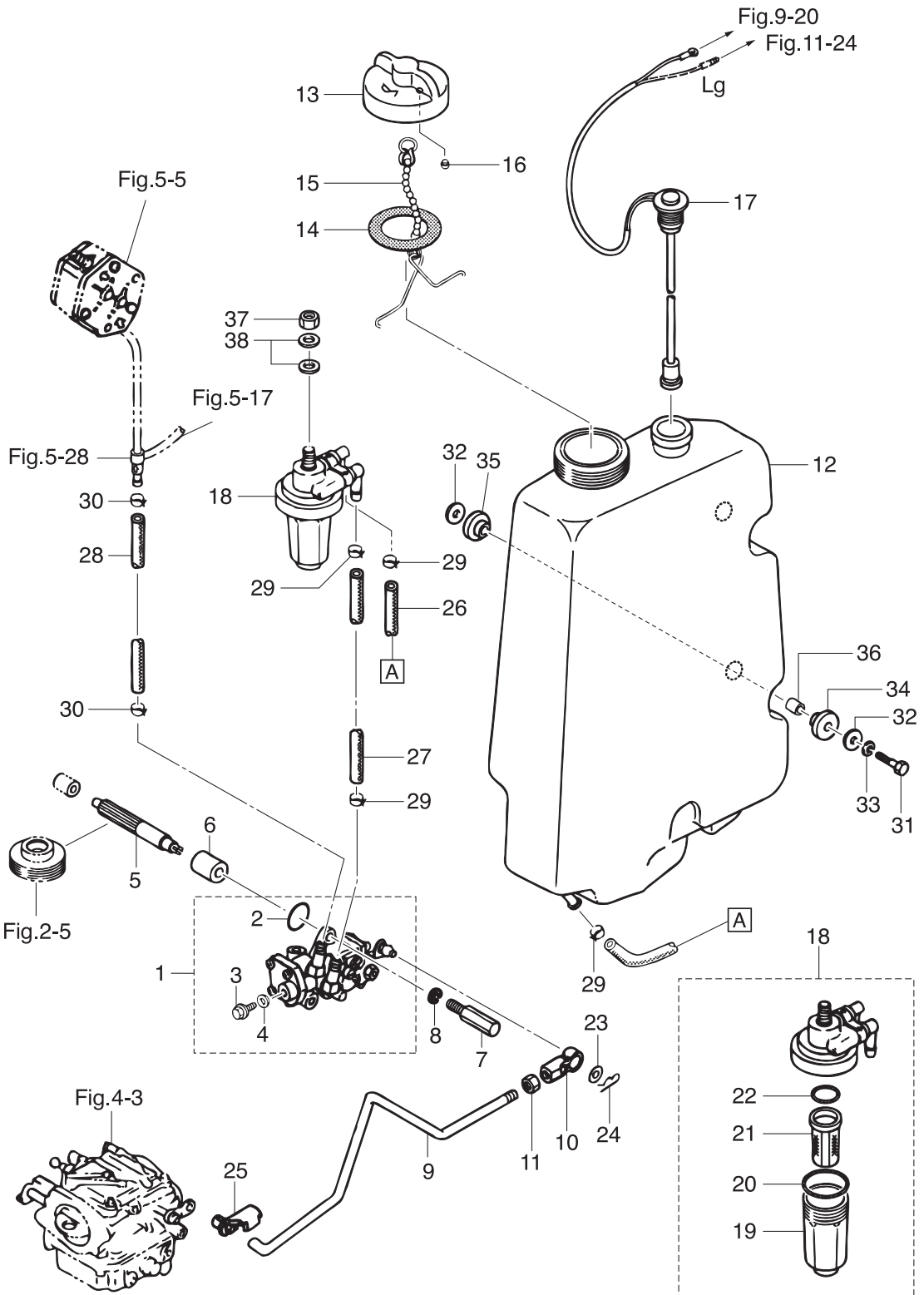


Ref.No.	Part No.	Description	Q'ty		Remarks
			M/60C	M/70C	
10-1	3C8-76010-1	STARTER MOTOR ASSY	1	1	for EF/EP Type
10-2	3C8-76015-0	* PINION ASSY	1	1	
10-3	3C8-75015-0	* WASHER	1	1	
10-4	3C8-75014-0	* BRUSH HOLDER ASSY	1	1	
10-5	921521-6408	* SCREW	2	2	
10-6	3C8-75016-0	* BUSHING	1	1	
10-7	3C8-75017-0	* BUSHING	1	1	
10-8	3C8-75018-0	* O-RING	1	1	
10-9	940103-0600	* WASHER	1	1	
10-10	941303-0600	* SPRING WASHER	2	2	
10-11	930203-0600	* NUT	2	2	
10-12	3C8-75019-0	* BOLT	2	2	
10-13	941321-0500	* SPRING WASHER	2	2	
10-14	940221-0500	* WASHER	2	2	
10-15	910103-6825	BOLT	2	2	
10-16	3F3B05101-1	BRACKET	1	1	
10-17	3C8-76007-0	DAMPER	1	1	
10-18	3F3-76009-0	STARTER MOTOR BAND	1	1	
10-19	910103-6830	BOLT	4	4	
10-20	334-76141-1	STARTER CABLE L=150	1	1	
10-21	3B7-76120-2	BATTERY CABLE L=3000	1	1	
10-22	910103-6612	BOLT	1	1	
10-23	3A3-76145-0	TERMINAL CAP	2	2	
10-24	3B7-76145-0	TERMINAL CAP	1	1	

Ref.No.	Part No.	Description	Q'ty		Remarks
			M60C	M70C	
11-1	361-76050-0	CHOKE SOLENOID	1	1	
11-2	361-76073-0	* PLUNGER	1	1	
11-3	921503-6406	SCREW	3	3	
11-4	3C8-76055-0	CHOKE SOLENOID BRACKET	1	1	
11-5	3F3-76057-0	CHOKE SOLENOID HOOK	1	1	
11-6	951403-0312	SPRING PIN 3-12	1	1	
11-7	3N4-76172-1	OVERHEAT SENSOR ASSY	1	1	ALL
11-8	353-76020-3	MAIN SWITCH ASSY	1	1	for EF Type
11-9	1 3F3-76217-0	* MAIN SWITCH KEY No.301	A	A	
11-9	2 3F3-76218-0	* MAIN SWITCH KEY No.302	A	A	
11-9	3 3F3-76219-0	* MAIN SWITCH KEY No.303	A	A	
11-10	1 3B7-76201-0	MAIN SWITCH PANEL	1	1	for EFTO Model
11-10	2 3B7-76200-0	MAIN SWITCH PANEL	1	1	for EFO Model
11-11	3B7Q76032-2	SWITCH BOX	1	1	for EF Type
11-12	3B7-76035-0	COVER	1	1	for EF Type
11-13	921503-5510	SCREW	4	4	for EF Type
11-14	353-72546-0	ASSIST CORD (RED) L=200	1	1	for EFTO Model
11-15	3B7-76171-0	OVERHEAT BUZZER	1	1	for EF Type
11-16	3B7-06305-0	RUBBER MOUNT 9-16-4.3	1	1	for EF Type
11-17	910103-0525	BOLT	1	1	for EF Type
11-18	930103-0500	NUT	1	1	for EF Type
11-19	941303-0500	SPRING WASHER	1	1	for EF Type
11-20	3B7-76119-0	CORD ASSY L=2500	1	1	for EF Type
11-21	353-72570-1	PTT SWITCH ASSY	1	1	for EFTO Model
11-22	152-01612-0	* GASKET 12.1-17-0.5	1	1	for EFTO Model
11-23	910103-6616	BOLT	2	2	Choke Solenoid Bracket
11-24	3F3-76110-1	CORD ASSY	1	1	
11-25	3A3-76037-0	CABLE TERMINAL PLUG	1	1	
11-26	910103-6625	BOLT	2	2	for EF Type

Fig. 12

OIL PUMP (AUTO MIXING) EF/EP TYPE



Ref.No.	Part No.	Description	Q'ty		Remarks
			M60C	M70C	
12-1	3F3-09000-1	OIL PUMP ASSY	1	1	
12-2	3B7-09002-0	* O-RING 1.6-19.2	1	1	
12-3	3B7-09004-0	* AIR VENT BOLT	1	1	
12-4	3B7-09006-0	* WASHER	1	1	
12-5	3F3-09065-0	OIL PUMP DRIVEN GEAR	1	1	
12-6	3F3-09069-0	BUSHING 8-20-20.8	1	1	
12-7	3C8-09050-1	OIL PUMP BOLT	2	2	
12-8	941303-0600	SPRING WASHER	2	2	
12-9	3F3-09053-2	OIL PUMP ROD	1	1	
12-10	3B7-05243-0	BALL JOINT CONNECTOR	1	1	
12-11	930103-0500	NUT	1	1	
12-12	3F3-71010-1	OIL TANK	1	1	
12-13	3C8-71015-0	OIL FILLER CAP	1	1	
12-14	3C8-71016-0	GASKET 36-52-2	1	1	
12-15	3C8-71017-0	CAP HOOK	1	1	
12-16	3C8-71018-0	OIL TANK CAP CHECK VALVE	1	1	
12-17	3F3-71020-1	OIL LEVEL SENSOR	1	1	
12-18	3C7-71030-0	OIL FILTER ASSY	1	1	
12-19	3B7-02237-0	* CUP	1	1	
12-20	3B7-02235-0	* O-RING	1	1	
12-21	3C7-71033-0	* FILTER	1	1	
12-22	3B7-02236-0	* O-RING	1	1	
12-23	3B7-05245-0	WASHER 5.3-12-0.8	1	1	
12-24	951603-0500	SNAP PIN d=5	1	1	
12-25	3B7-63733-0	ROD SNAP 5-2.5	1	1	
12-26	99AA-6-0450	PIPE	1	1	Oil Tank-Oil Filter 99AA-6-1000
12-27	99AA-6-0150	PIPE	1	1	Oil Filter-Oil Pump 99AA-6-1000
12-28	99AA-4-1000	PIPE	1	1	Oil Pump-Check Valve 99AA-4-1000
12-29	3AB-35143-0	CLIP ϕ 9.4	4	4	

Fig. 12

OIL PUMP (AUTO MIXING) EF/EP TYPE

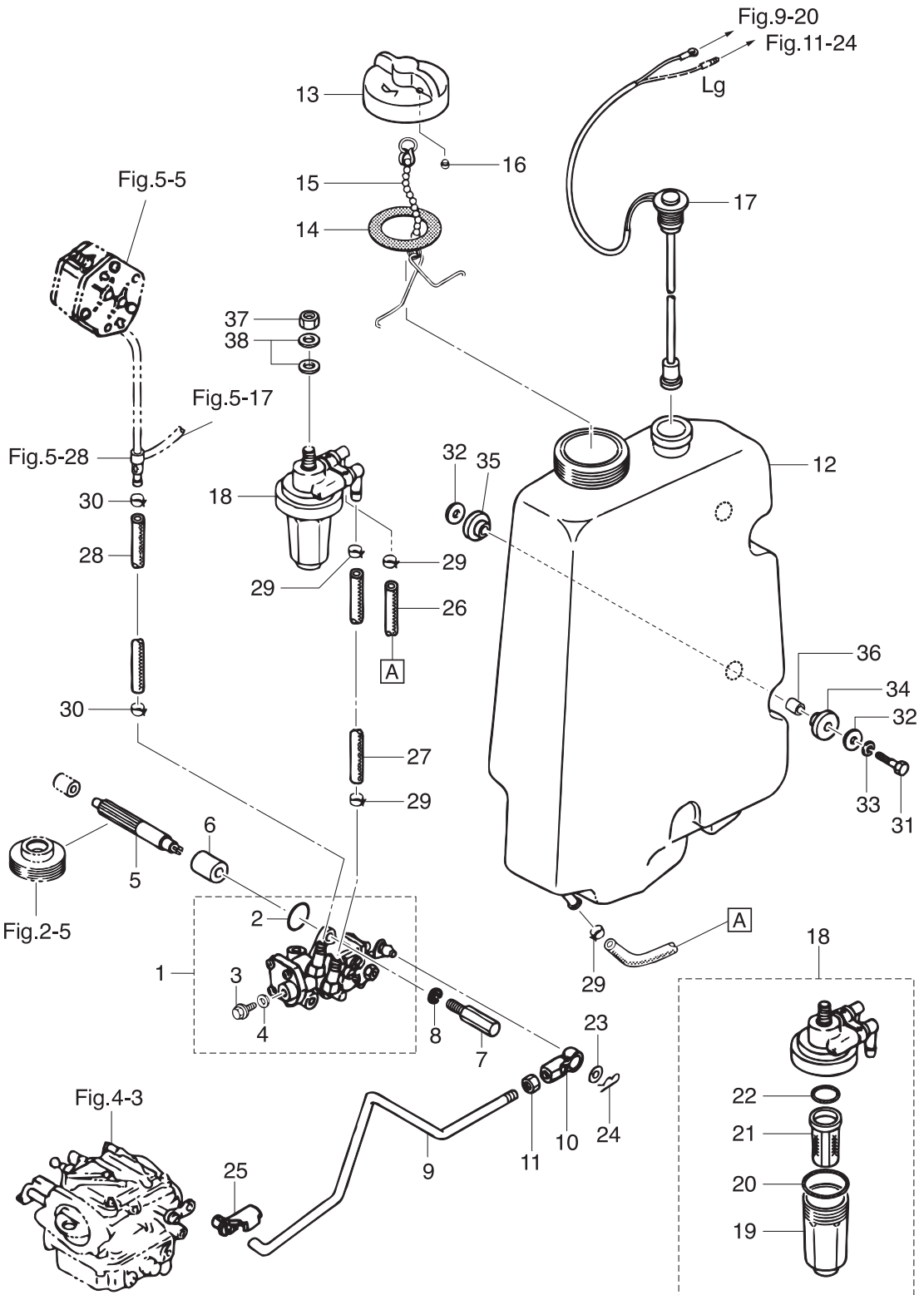
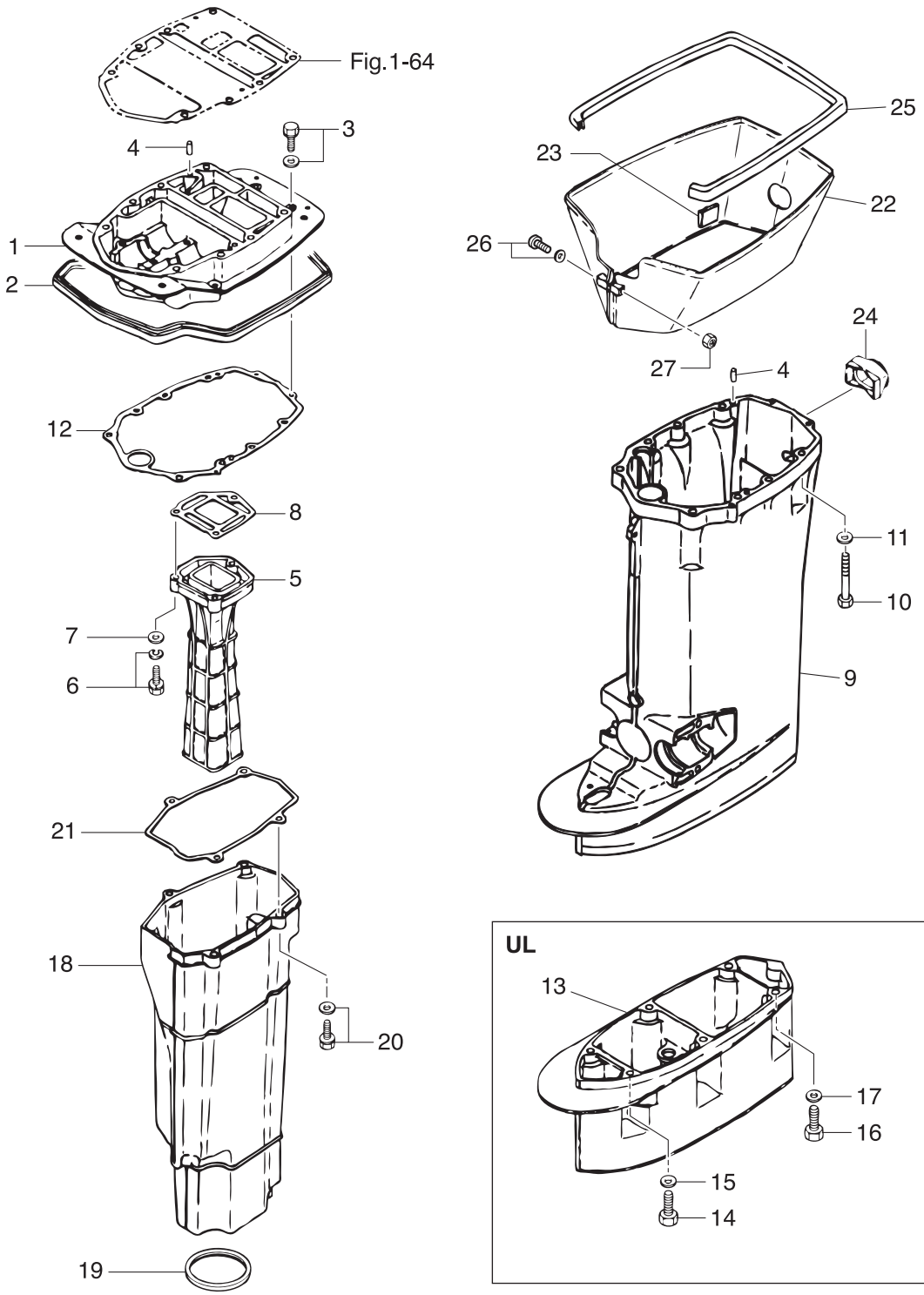


Fig. 13

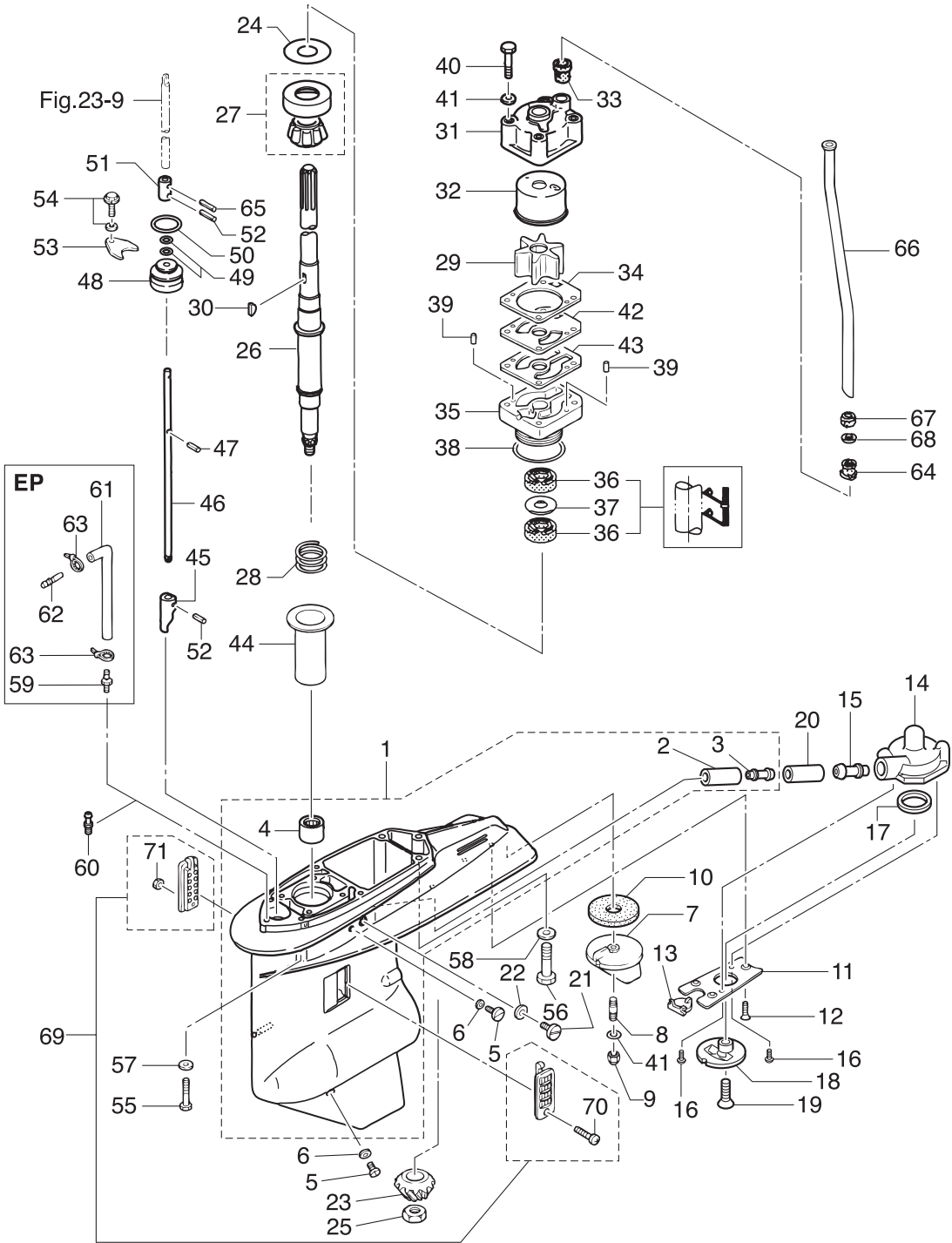
DRIVE SHAFT HOUSING



Ref.No.	Part No.	Description	Q' ty		Remarks
			M60C	M70C	
13-1	3F3Q01301-0	ENGINE BASEMENT	1	1	
13-2	3F3-67116-0	ENGINE BASEMENT SEAL L=870	1	1	
13-3	910103-5630	BOLT	3	3	
13-4	345-01111-0	DOWEL PIN 6-12	4	4	
13-5	3F3-02311-0	EXHAUST PIPE	1	1	
13-6	910103-6835	BOLT	3	3	
13-7	940103-0800	WASHER	3	3	
13-8	3F3-02312-2	EXHAUST PIPE GASKET	1	1	
13-9	3F3Q61192-0	DRIVE SHAFT HOUSING (L)	1	1	
13-10	3A3-61017-3	BOLT 8-100	8	8	
13-11	9402E3-0800	WASHER	8	8	
13-12	3F3-61012-2	DRIVE SHAFT HOUSING GASKET	1	1	
13-13	3B7Q61110-0	EXTENSION HOUSING		1	for Transom "UL"
13-14	3T1-60001-1	BOLT 8-35		4	for Transom "UL"
13-15	9402E3-0800	WASHER		4	for Transom "UL"
13-16	3B7-60001-5	BOLT 10-40		2	for Transom "UL"
13-17	9401E3-1000	WASHER		2	for Transom "UL"
13-18	3F3-61180-0	EXHAUST HOUSING	1	1	
13-19	3F3-61182-0	GROMMET	1	1	
13-20	910103-5835	BOLT	4	4	
13-21	3F3-61181-2	EXHAUST HOUSING GASKET	1	1	
13-22	3F3Q61210-0	APRON	1	1	
13-23	3C7-61216-0	PAD	2	2	Apron
13-24	3F3-61212-0	GROMMET	1	1	Apron
13-25	3F3-61213-0	SEAL	1	1	Apron
13-26	9215E3-5545	SCREW	1	1	
13-27	930403-0500	NYLON NUT 5-P0.8	1	1	

Fig. 14

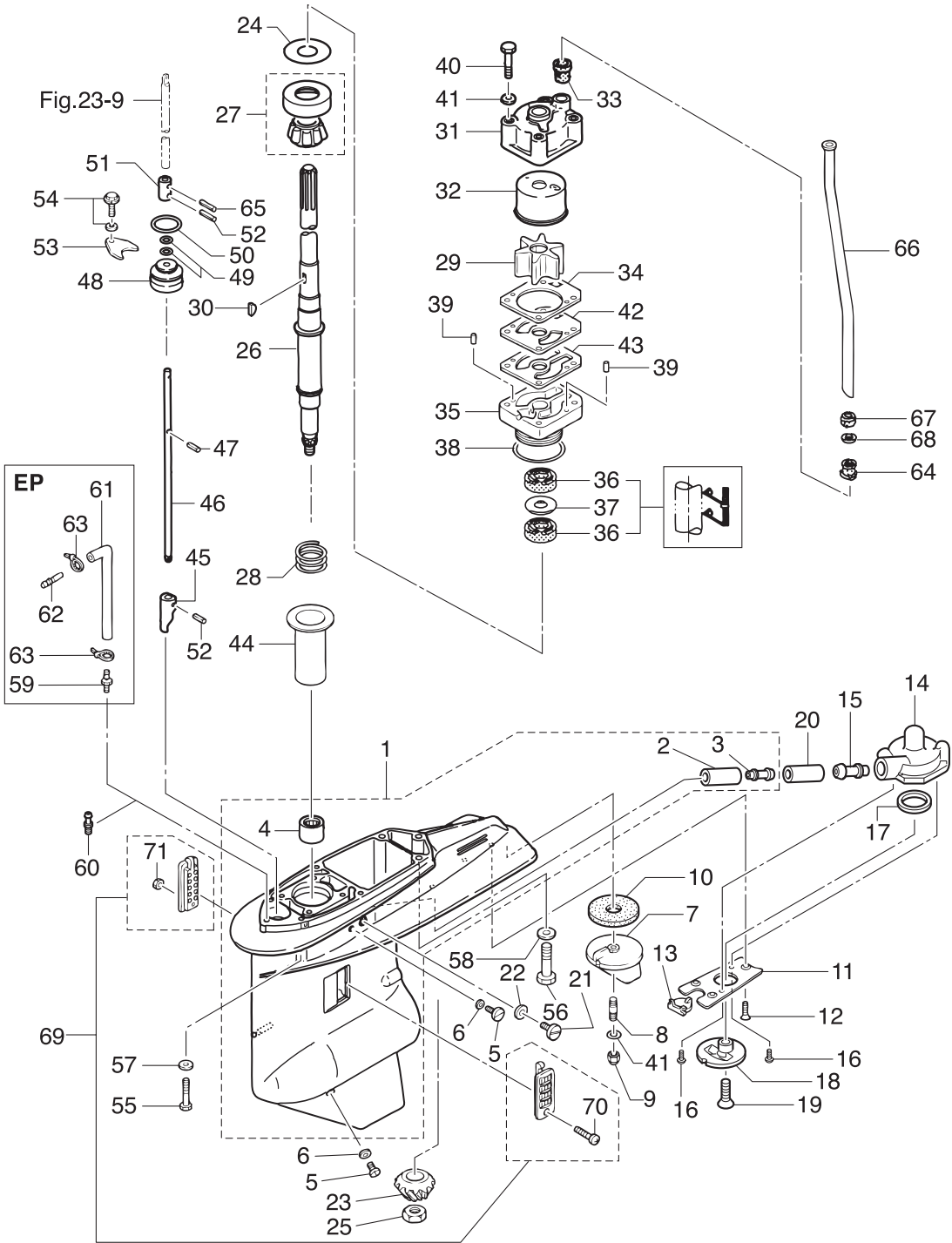
GEAR CASE (DRIVE SHAFT)



Ref.No.	Part No.	Description	Q'ty		Remarks
			M/60C	M/70C	
14-1	3N4Q60000-0	GEAR CASE ASSY	1	1	
14-2	3N4-60092-0	* SUB-WATER INLET PIPE	1	1	
14-3	3N4-60017-0	* NIPPLE	1	1	
14-4	3B7-60102-0	* ROLLER BEARING 25.4-33.3-31.8	1	1	
14-5	332-60005-2	PLUG 8-8	2	2	
14-6	332-60006-0	GASKET 8.1-15-1	2	2	
14-7	3B7-60217-1	TRIM TAB	1	1	
14-8	915303-0825	STUD	1	1	
14-9	930403-0800	NYLON NUT 8-P1.25	1	1	
14-10	3B7-60219-0	TRIM TAB GASKET	1	1	
14-11	3N4-60012-0	GEAR CASE PLATE	1	1	
14-12	9216E3-0614	SCREW	3	3	
14-13	3B7-60013-0	GEAR CASE PLATE PLUG	1	1	
14-14	3N4-60241-0	SUB-WATER INLET CASE	1	1	
14-15	3N4-60017-0	NIPPLE	1	1	
14-16	9215E3-0510	SCREW	2	2	
14-17	3N4-60243-0	WATER STRAINER GASKET 26-36-0.5	1	1	
14-18	369-60206-0	WATER STRAINER	1	1	
14-19	9218E3-0620	SCREW	1	1	
14-20	98AB-90-040	HOSE	1	1	98AB-901000
14-21	3B7-60015-1	PLUG	1	1	
14-22	3B7-60016-1	GASKET 10.1-15-1	1	1	
14-23	3J5-64020-0	BEVEL GEAR B	1	1	
14-24	1 353-64014-0	SHIM 52-60.5-0.3	A	A	
14-24	2 353-64015-0	SHIM 52-60.5-0.15	A	A	
14-24	3 353-64016-0	SHIM 52-60.5-0.1	A	A	
14-25	3B7-64027-0	NUT	1	1	
14-26	1 3J5-64302-1	DRIVE SHAFT (L)	1	1	for Transom "L"
14-26	2 3J5-64303-1	DRIVE SHAFT (UL)		1	for Transom "UL"

Fig. 14

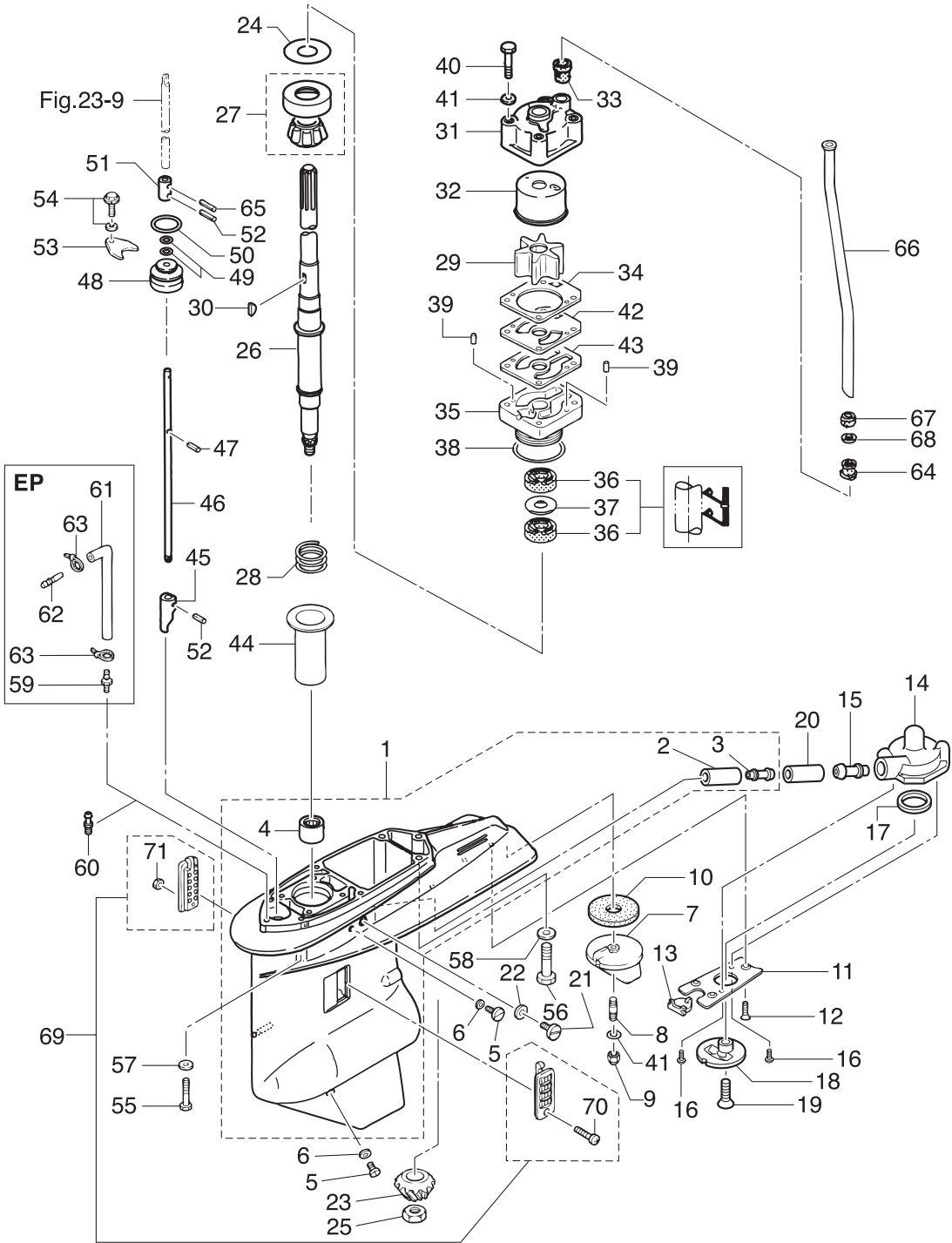
GEAR CASE (DRIVE SHAFT)



Ref.No.	Part No.	Description	Q'ty		Remarks
			M60C	M70C	
14-27	3B7-60213-0	TAPERED ROLLER BEARING 32305	1	1	
14-28	353-64327-0	DRIVE SHAFT SPRING	1	1	
14-29	3B7-65021-2	WATER PUMP IMPELLER	1	1	
14-30	3B7-65022-1	KEY	1	1	Pump Impeller
14-31	3B7-65016-0	PUMP CASE SUB-ASSY (UPPER)	1	1	
14-32	3B7-65238-0	PUMP CASE LINER	1	1	Chrome Plated
14-33	3B7-65014-0	WATER PIPE SEAL (LOWER)	1	1	
14-34	3B7-65018-0	PUMP CASE GASKET	1	1	
14-35	3J5-65017-1	PUMP CASE (LOWER)	1	1	
14-36	3C7-60223-1	OIL SEAL 22-42-7	2	2	
14-37	346-64084-0	SHIM 35-41.9-0.5	1	1	
14-38	3B7-65015-0	O-RING 3.1-54.4	1	1	
14-39	334-65012-0	DOWEL PIN 4-10	2	2	
14-40	9161E3-0880	BOLT	4	4	
14-41	940103-0800	WASHER	5	5	Pump Case (Upper) Trim Tab
14-42	3F3-65239-2	WATER PUMP GUIDE PLATE	1	1	Chrome Plated
14-43	3B7-65029-0	GUIDE PLATE GASKET	1	1	
14-44	3B7-64328-0	DRIVE SHAFT SPRING GUIDE	1	1	
14-45	3B7-66011-1	CLUTCH CAM	1	1	
14-46	1 3B7-66013-1	CAM ROD (L)	1	1	for Transom "L"
14-46	2 3B7-66014-1	CAM ROD (UL)		1	for Transom "UL"
14-47	951403-3510	SPRING PIN 3.5-10	1	1	
14-48	3B7-66031-1	CAM ROD BUSHING	1	1	
14-49	345-66021-0	O-RING 1.9-6.8	2	2	
14-50	3B7-66023-0	O-RING 3.5-27.7	1	1	
14-51	353-66241-1	SHIFT ROD JOINT	1	1	
14-52	951403-3516	SPRING PIN 3.5-16	2	2	Clutch Cam Shift Rod Joint
14-53	353-66024-0	STOPPER	1	1	
14-54	910103-6612	BOLT	1	1	

Fig. 14

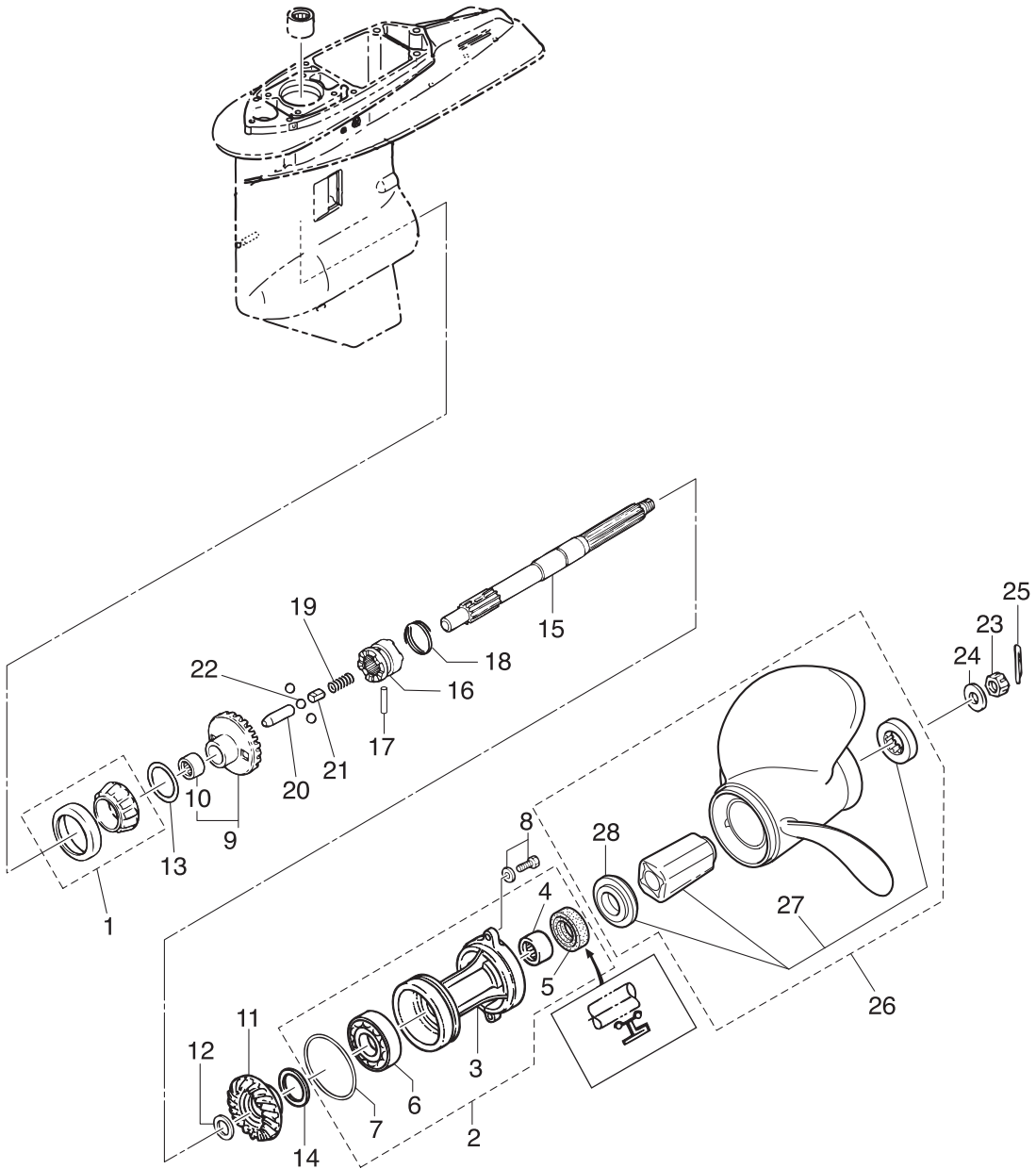
GEAR CASE (DRIVE SHAFT)



Ref.No.	Part No.	Description	Q'ty		Remarks
			M600	M700	
14-55	3T1-60001-1	BOLT 8-35	4	4	
14-56	3B7-60001-5	BOLT 10-40	2	2	
14-57	9402E3-0800	WASHER	4	4	
14-58	9402E3-1000	WASHER	2	2	
14-59	3C7-60017-0	NIPPLE 6-1/8	1	1	for EP Type
14-60	3B7-60027-0	PLUG 6-1/8	1	1	for EF Type & MFG
14-61	1 98AL-40-800	HOSE	1	1	EP for Transom "L" 98AL-401000
14-61	2 98AL-40-920	HOSE		1	EP for Transom "UL" 98AL-401000
14-62	3C7-60018-0	NIPPLE 6-6	1	1	for EP Type
14-63	353-84398-0	BAND 100	2	2	for EP Type
14-64	346-65204-0	WATER PIPE AUXILIARY MOUNT	1	1	Water Pipe Locking Rubber
14-65	951403-3516	SPRING PIN 3.5-16	1	1	
14-66	1 3F3-65110-0	WATER PIPE (L)	1	1	for Transom "L"
14-66	2 3F3-65120-0	WATER PIPE (UL)		1	for Transom "UL"
14-67	345-65206-0	WATER PIPE SEAL (UPPER)	1	1	
14-68	345-65205-0	COLLAR 18-20-4.5	1	1	
14-69	3C7-60205-1	WATER STRAINER SET	1	1	
14-70	921503-0445	* SCREW	1	1	
14-71	930403-0400	* NYLON NUT 4-P0.7	1	1	

Fig. 15

GEAR CASE (PROPELLER SHAFT)



Ref.No.	Part No.	Description	Q'ty		Remarks
			M60C	M70C	
15-1	3C7-60215-0	TAPERED ROLLER BEARING 30209	1	1	
15-2	3B7Q87323-1	PROPELLER SHAFT HOUSING ASSY	1	1	
15-3	3B7Q60101-1	* PROPELLER SHAFT HOUSING	1	1	
15-4	3B7-60211-0	* ROLLER BEARING 30-40-30	1	1	
15-5	3B7-60111-0	* OIL SEAL 30-50-12	1	1	
15-6	9601-0-6208	* BALL BEARING 6208	1	1	
15-7	3B7-60103-0	* O-RING 3.1-94.4	1	1	
15-8	3C7-60108-2	PRE-COATED BOLT 8-30	2	2	
15-9	3J5-64010-0	BEVEL GEAR ASSY (A)	1	1	
15-10	3B7-64011-0	* ROLLER BEARING 25-32-26	1	1	
15-11	3Y7-64093-0	BEVEL GEAR C	1	1	Line=4
15-12	1 3B7-64032-0	WASHER t=3.2	A	A	
15-12	2 3B7-64034-0	WASHER t=3.0	A	A	
15-12	3 3B7-64035-0	WASHER t=2.8	A	A	
15-13	1 3B7-64015-0	SHIM 47-57-0.15	A	A	
15-13	2 3B7-64016-0	SHIM 47-57-0.1	A	A	
15-14	1 3B7-64036-0	SHIM 42-50-0.15	A	A	
15-14	2 3B7-64037-0	SHIM 42-50-0.1	A	A	
15-15	3B7-64211-0	PROPELLER SHAFT	1	1	
15-16	3T1-64215-2	CLUTCH	1	1	
15-17	3B7-64218-0	PIN	1	1	
15-18	3B7-64219-1	SNAP	1	1	
15-19	346-64221-0	SPRING	1	1	
15-20	3T1-64223-0	PUSH ROD	1	1	
15-21	3T1-64222-0	SPRING RETAINER L=30.5	1	1	
15-22	3T1-64224-0	BALL	3	3	
15-23	353-64121-0	PROPELLER NUT	1	1	
15-24	345-64124-0	WASHER 17-32-3	1	1	
15-25	951503-0325	SPLIT PIN 3-25	1	1	

Fig. 15

GEAR CASE (PROPELLER SHAFT)

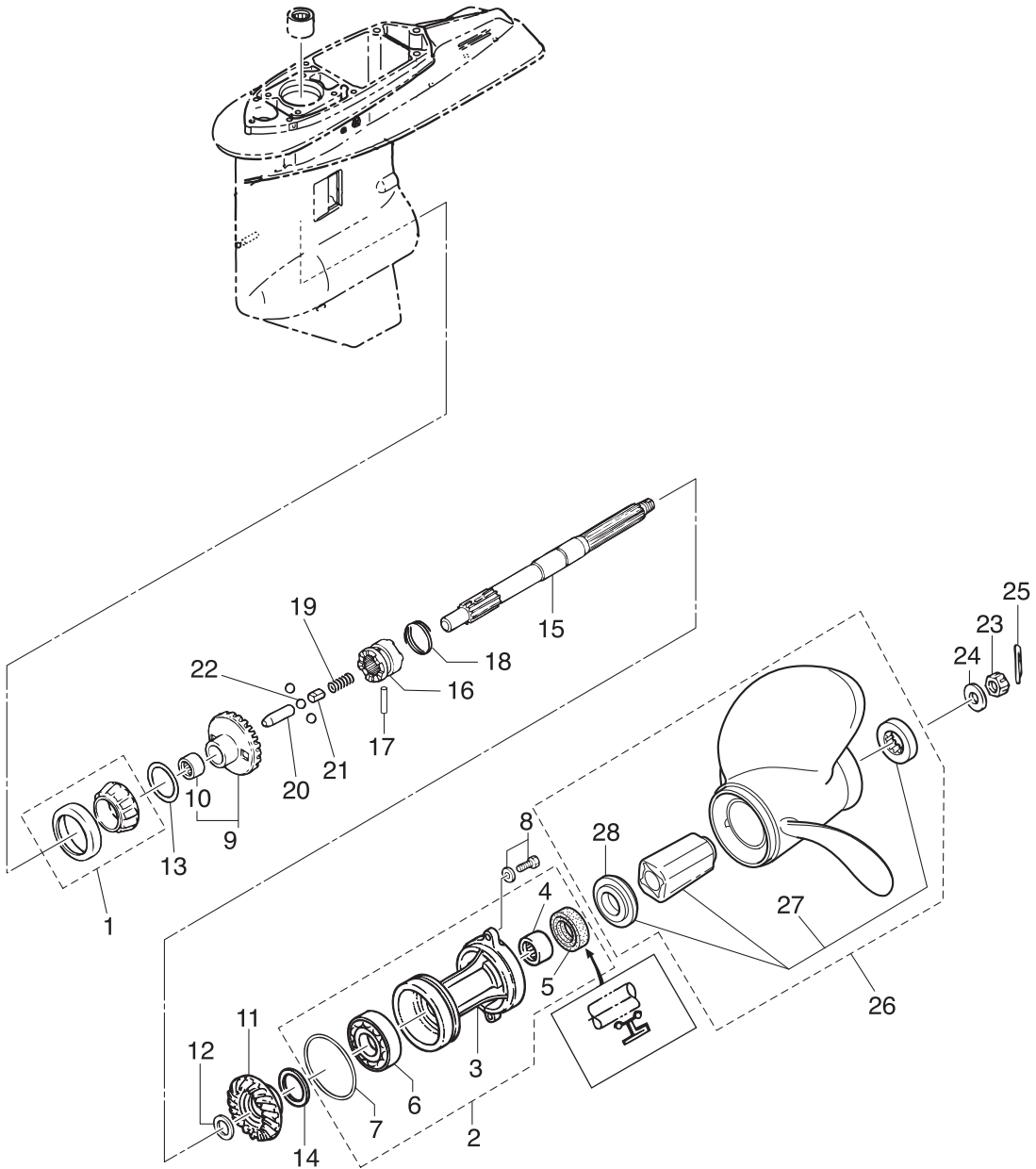
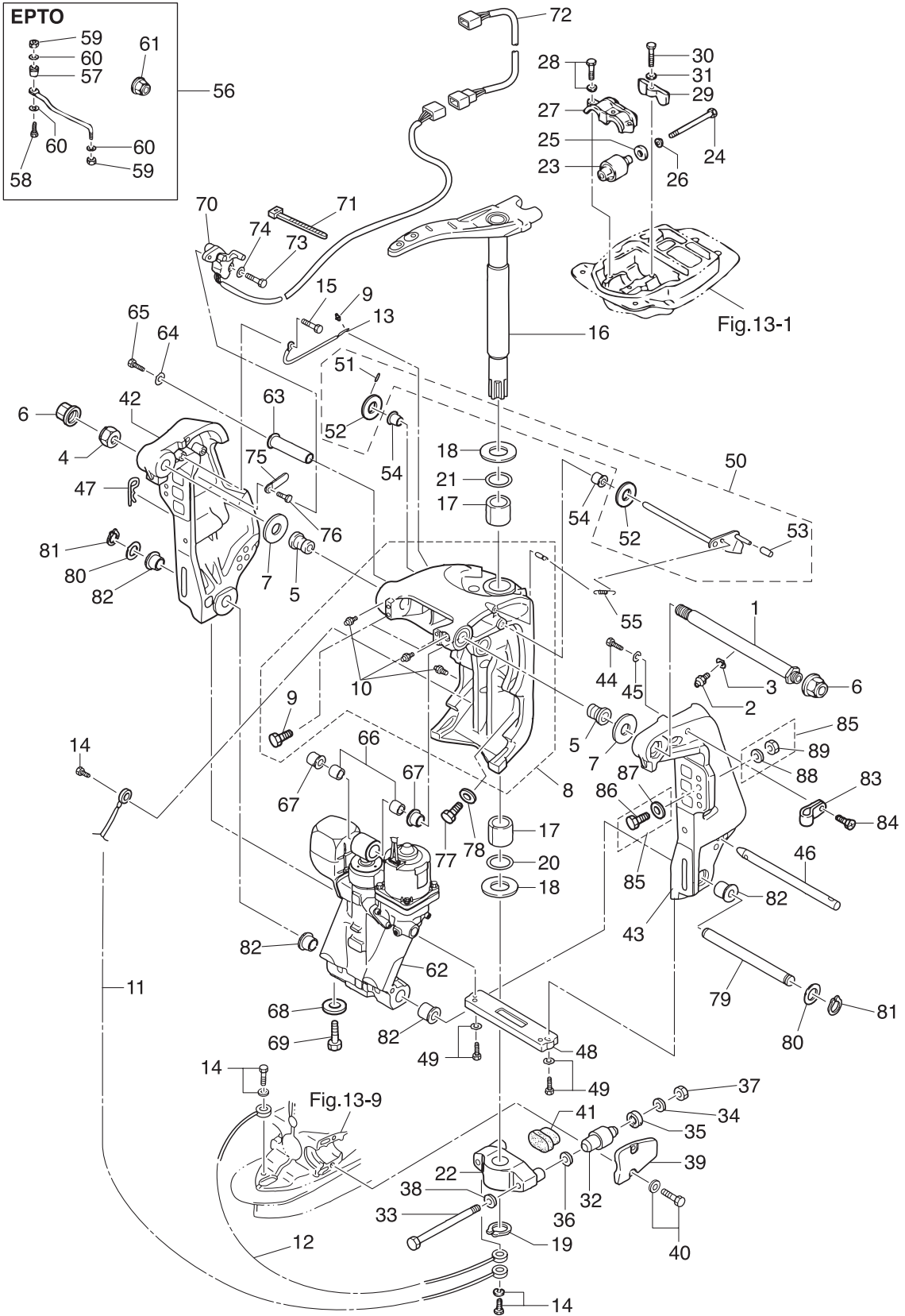


Fig. 16

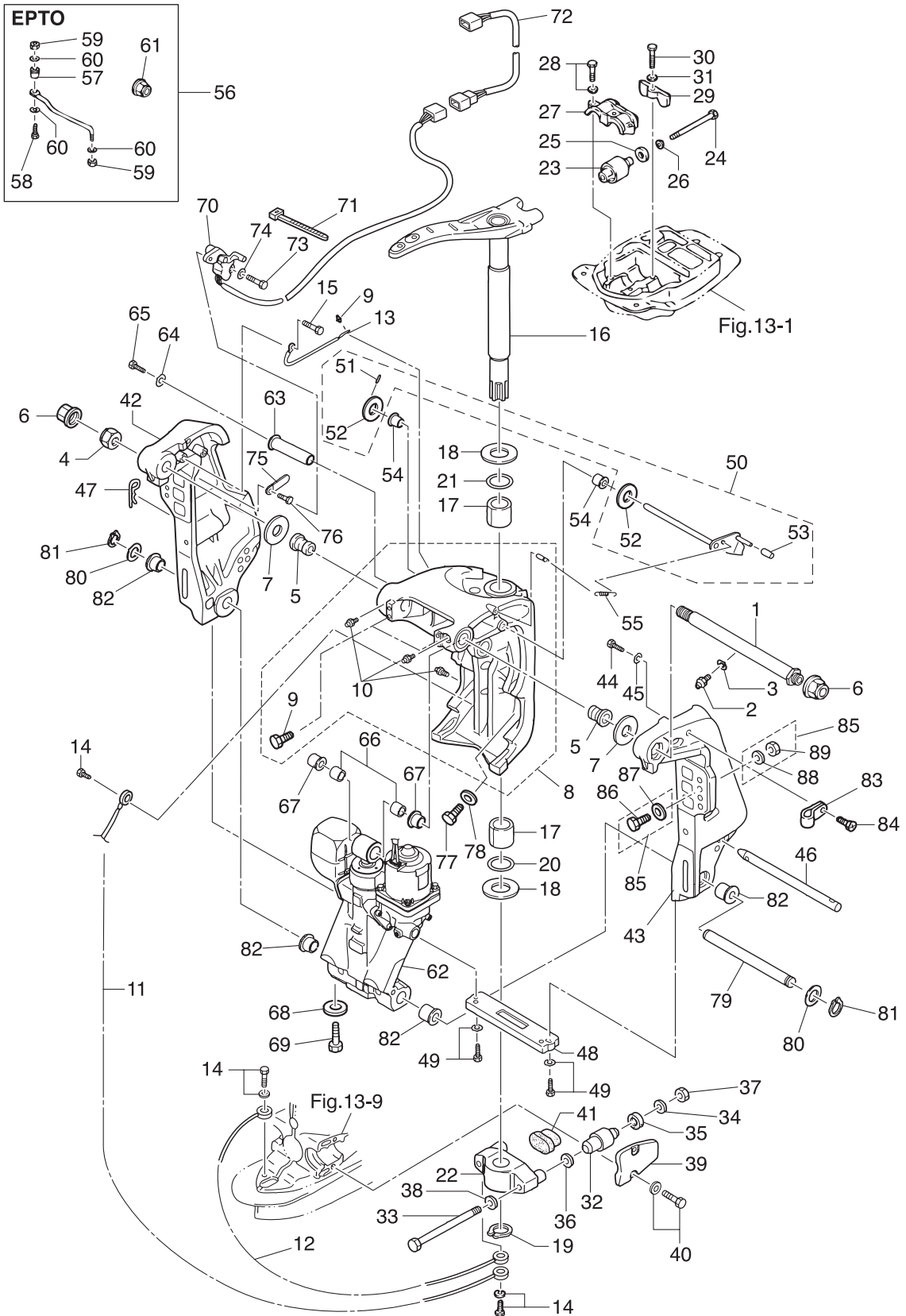
BRACKET (POWER TRIM & TILT)



Ref.No.	Part No.	Description	Q'ty		Remarks
			M/60C	M/70C	
16-1	3E0-62191-1	SWIVEL BRACKET SHAFT ASSY	1	1	
16-2	344-67177-1	GREASE FITTING	1	1	
16-3	940103-0600	WASHER	1	1	
16-4	346-62124-1	NYLON NUT 7/8-14	1	1	
16-5	3E0-62126-0	BUSHING 25.6-28.6-40	2	2	
16-6	346-62127-0	CAP NUT	2	2	
16-7	3E0-62116-1	WASHER 25.7-50-1	2	2	
16-8	3E0Q62313-3	SWIVEL BRACKET ASSY	1	1	
16-9	9101E3-5612	* BOLT	4	4	
16-10	344-67177-1	* GREASE FITTING	4	4	
16-11	3C8-62396-1	GROUND L=210	1	1	Mount Bracket -Swivel Bracket
16-12	3A3-62396-1	GROUND L=110	1	1	Mount Bracket -Drive Shaft Housing
16-13	398-62396-1	GROUND L=130	1	1	Swivel Bracket -Clamp Bracket
16-14	9101E3-5612	BOLT	3	3	
16-15	9101E3-5612	BOLT	1	1	
16-16	1 3B7Q62010-2	STEERING SHAFT ASSY	1	1	for EPTO Model
16-16	2 3F3Q62010-1	STEERING SHAFT ASSY	1	1	for EFTO/MFG Model
16-17	3B7-62417-0	BUSHING 32-40-45	2	2	
16-18	3B7-62423-1	THRUST PLATE (UPPER)	2	2	
16-19	945103-3200	C-RING d=32	1	1	
16-20	3B7-62415-0	O-RING 4.5-32	1	1	
16-21	3B7-62414-0	SEAL RING	1	1	
16-22	3F3Q61411-2	MOUNT BRACKET	1	1	
16-23	3B7-61301-0	RUBBER MOUNT (UPPER)	2	2	
16-24	3B7-61307-2	BOLT 7/16-115	2	2	
16-25	3C7-61338-0	DAMPER 21-36-5	2	2	
16-26	3B7-61335-0	WASHER 11.5-32-3	2	2	
16-27	3B7-61341-1	MOUNT HOLDING PLATE (UPPER)	1	1	Rubber Mount Cap
16-28	9101E3-5835	BOLT	3	3	

Fig. 16

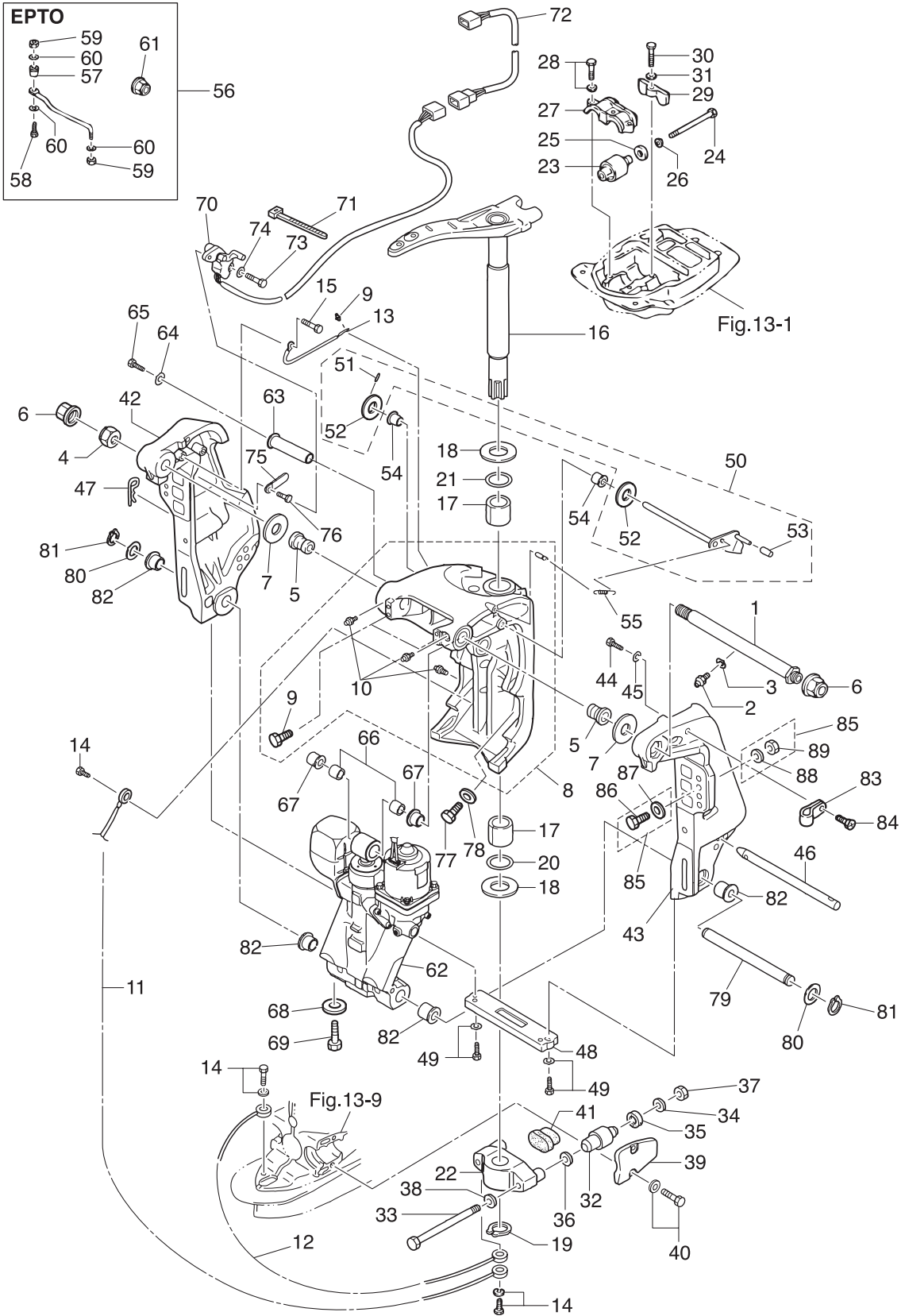
BRACKET (POWER TRIM & TILT)



Ref.No.	Part No.	Description	Q'ty		Remarks
			M60C	M70C	
16-29	3B7-61339-0	DAMPER (UPPER)	1	1	
16-30	910103-0625	BOLT	1	1	
16-31	3C8-66308-0	WASHER 6-16-1.5	1	1	
16-32	353-61302-2	RUBBER MOUNT (LOWER)	2	2	
16-33	353-61321-3	BOLT	2	2	
16-34	353-61334-0	WASHER 13-34-3	2	2	
16-35	3C7-61338-0	DAMPER 21-36-5	2	2	
16-36	353-61315-1	WASHER 12.2-25-2	2	2	
16-37	3B7-61324-0	NUT 12-P1.5	2	2	
16-38	9402E3-1200	WASHER	2	2	
16-39	3B7Q61342-0	MOUNT HOLDING PLATE (LOWER)	2	2	Rubber Mount Cap
16-40	3N4-61343-0	BOLT 8-25	4	4	
16-41	353-61336-0	DAMPER (LOWER)	1	1	
16-42	3E0Q62112-0	CLAMP BRACKET (R)	1	1	Starboard Side
16-43	3E0Q62113-1	CLAMP BRACKET (L)	1	1	Port Side
16-44	9102E3-1020	BOLT	1	1	
16-45	9402E3-1000	WASHER	1	1	
16-46	3E0-62121-1	THRUST ROD	1	1	
16-47	3B7-62129-1	PIN	1	1	
16-48	3C7-60218-2	ANODE	1	1	
16-49	910103-6630	BOLT	2	2	
16-50	3Y9-62431-1	TILT STOPPER ASSY	1	1	
16-51	951403-3516	* SPRING PIN 3.5-16	1	1	
16-52	3T1-61315-0	* WASHER 10.5-18-2	2	2	
16-53	3Y9-62433-0	* TILT STOPPER GRIP	1	1	
16-54	353-63207-0	COLLAR 10.2-12-12	2	2	
16-55	3E0-62473-1	TILT STOPPER SPRING	1	1	
16-56	3E0-84905-0	DRAG LINK ASSY	1	1	for EP Model
16-57	3E0-84914-0	* SPACER	1	1	

Fig. 16

BRACKET (POWER TRIM & TILT)



Ref.No.	Part No.	Description	Q'ty		Remarks
			M60C	M70C	
16-58	3E0-84917-0	* BOLT 3/8-50	1	1	
16-59	353-84918-0	* NYLON NUT 3/8-24UNF	2	2	
16-60	353-84916-0	* WASHER 9.6-18-2	3	3	
16-61	3F3-84908-0	* SEAL RING	1	1	
16-62	3E0-77150-1	PTT ASSY	1	1	see Fig.17
16-63	3C8-77071-1	CYLINDER PIN (UPPER)	1	1	
16-64	345-05122-1	WASHER 6.5-23-1.5	1	1	
16-65	9101E3-0612	BOLT	1	1	
16-66	3C8-77075-0	BUSHING 18-24-19	2	2	
16-67	3E0-77076-0	BUSHING 18-20-20.5	2	2	
16-68	369-60218-1	ANODE	1	1	
16-69	910103-5616	BOLT	1	1	
16-70	3T1-72574-0	TRIM SENSOR L=1700	1	1	for EPTO Model
16-71	353-84398-0	BAND100	2	2	for EPTO Model
16-72	3T1-72573-0	EXTENSION CORD (TRIM SENSOR) L=6000	1	1	for EPTO Model
16-73	910103-0620	BOLT	2	2	for EPTO Model
16-74	3C8-66308-0	WASHER 6-16-1.5	2	2	for EPTO Model
16-75	309-06972-0	CLAMP 6.5-47.5P	1	1	for EPTO Model
16-76	910103-0612	BOLT	1	1	for EPTO Model
16-77	3B7-77085-1	BOLT 12-20 P1.75	2	2	
16-78	940103-1200	WASHER	2	2	
16-79	3E0-77101-1	CYLINDER PIN (LOWER)	1	1	
16-80	346-62412-1	WASHER 22.6-30-2	2	2	
16-81	945103-2200	C-RING d=22	2	2	
16-82	3E0-77103-0	BUSHING 22-25.4-23.5	4	4	
16-83	345-06915-0	CLAMP 6.5-14L	1	1	
16-84	921503-5612	SCREW	1	1	
16-85	3C8-72120-0	RIGGING BOLT SET	1	1	
16-86	3C7-62133-2	* BOLT 12-105 P1.25	4	4	

Fig. 16

BRACKET (POWER TRIM & TILT)

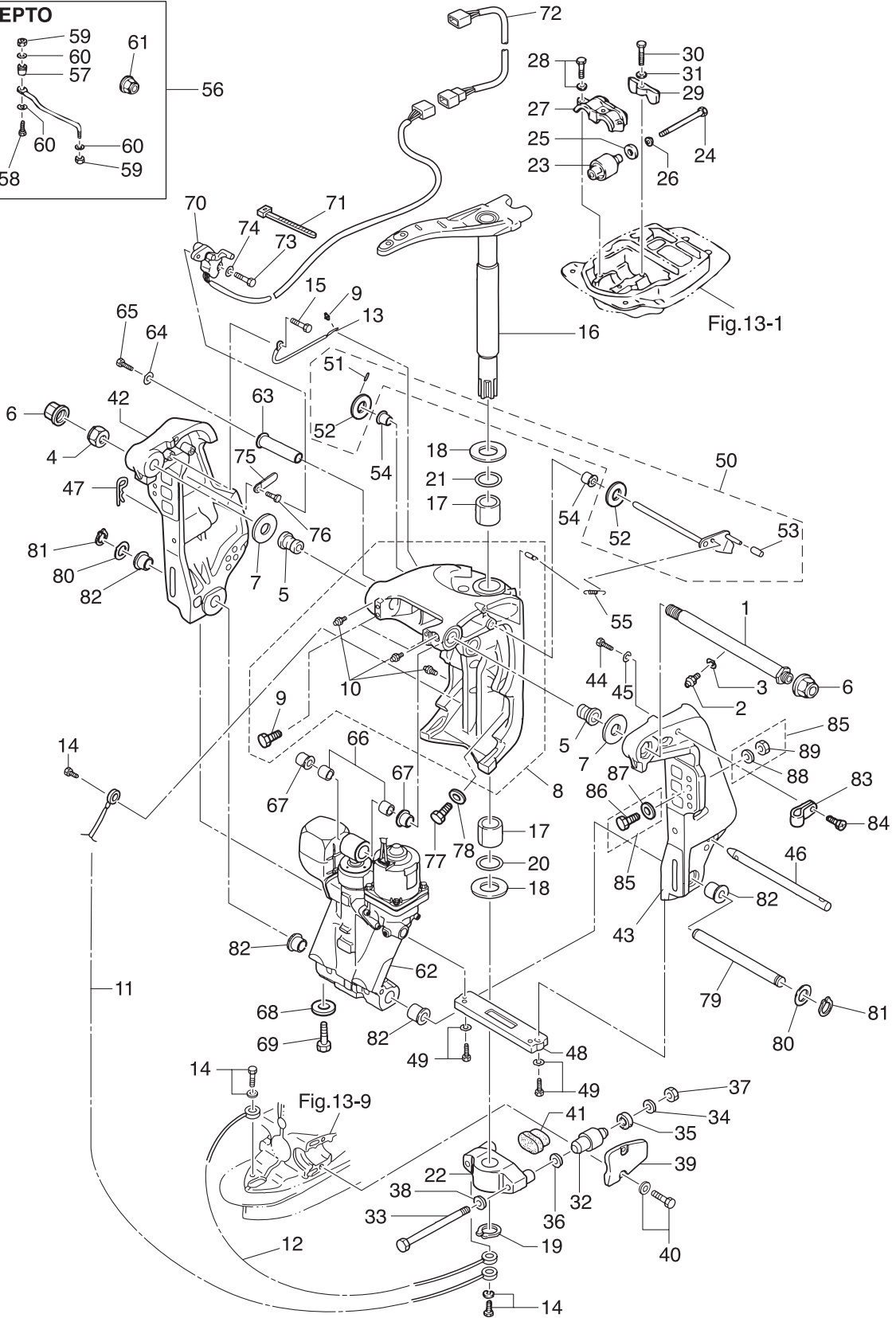
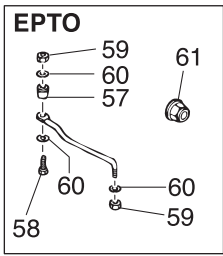
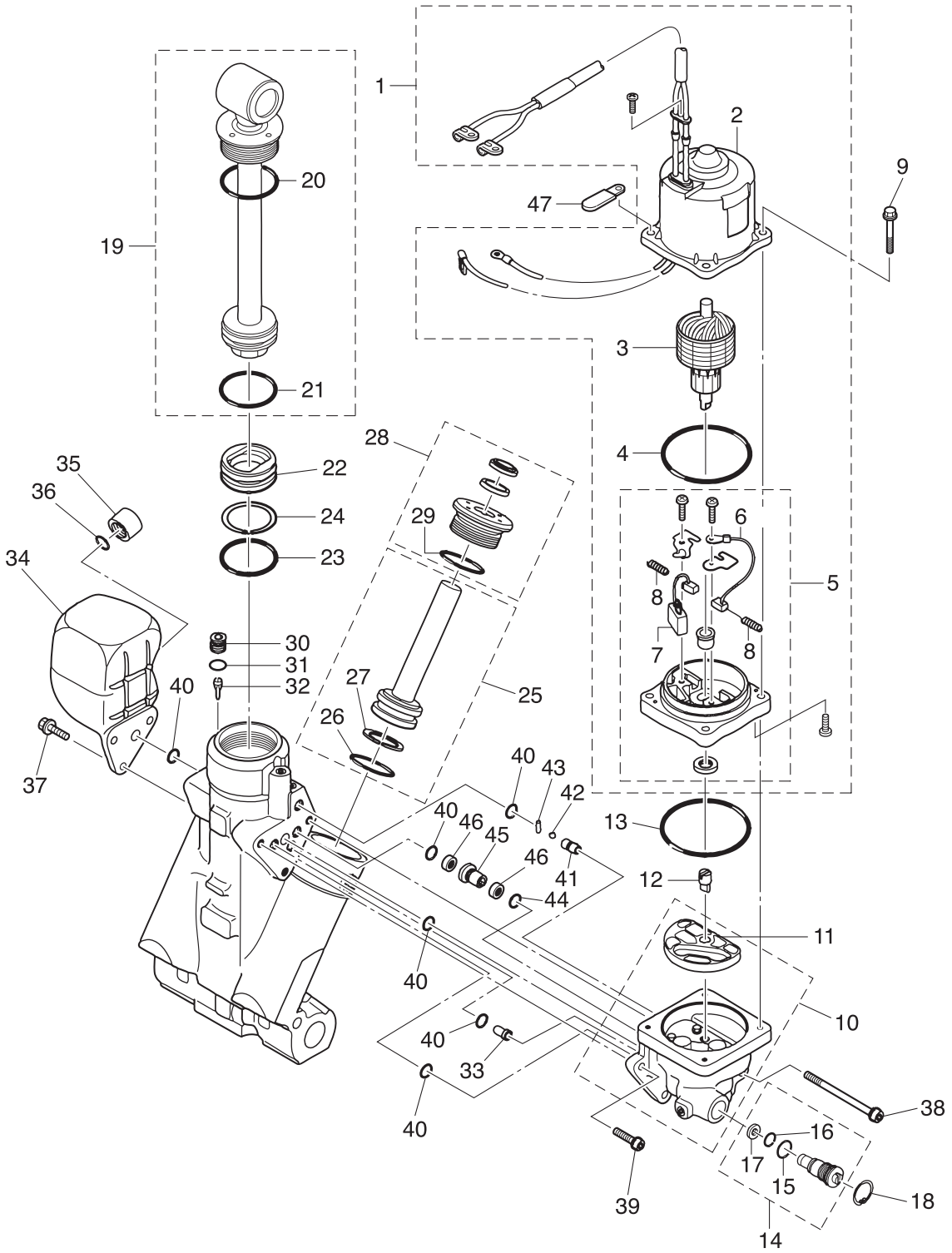


Fig. 17

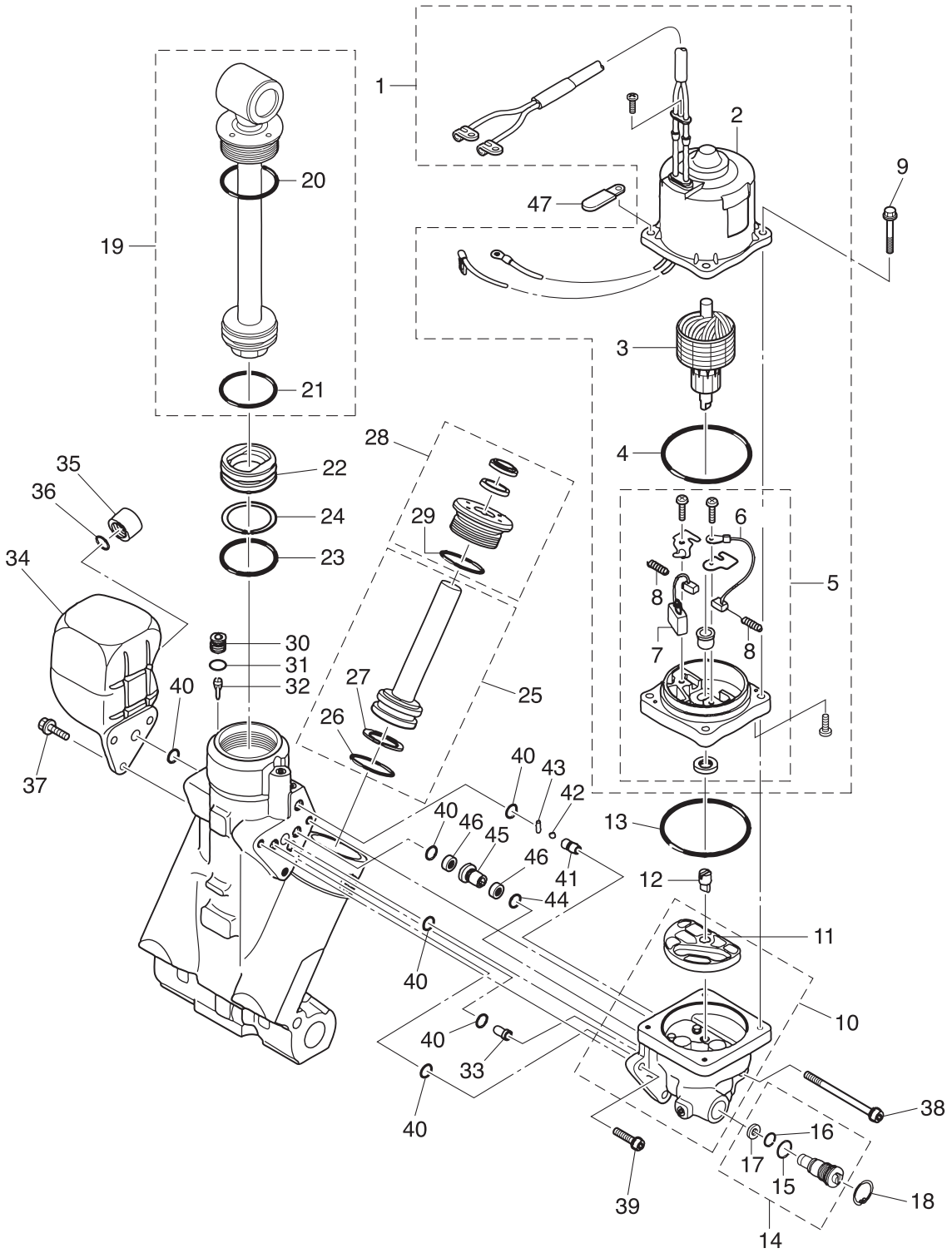
POWER TRIM & TILT



Ref.No.	Part No.	Description	Q'ty		Remarks
			M60C	M70C	
17-1	3E0-77180-2	MOTOR ASSY	1	1	
17-2	3E0-77195-0	* YOKE ASSY	1	1	
17-3	3E0-77190-0	* ARMATURE ASSY	1	1	
17-4	353-77182-1	* O-RING	1	1	
17-5	3E0-77192-0	* MOTOR BRACKET ASSY	1	1	
17-6	3E0-77183-0	** BRUSH	1	1	
17-7	353-77191-0	** BREAKER	1	1	
17-8	3E0-77184-0	** BRUSH SPRING	2	2	
17-9	3E0-77199-1	BOLT	4	4	
17-10	3E0-77430-1	PUMP	1	1	
17-11	3E0-77434-0	* FILTER	1	1	
17-12	3E0-77163-0	COUPLING	1	1	
17-13	3B7-77167-0	O-RING 1.8-69.6	1	1	
17-14	3E0-77176-1	MANUAL VALVE	1	1	
17-15	3B7-77411-0	* O-RING	1	1	
17-16	3E0-77407-0	* O-RING	1	1	
17-17	3E0-77408-0	* BACK-UP RING	1	1	
17-18	9450E3-1800	C-RING	1	1	
17-19	3E0-77365-1	PISTON ROD ASSY	1	1	
17-20	3E0-77383-0	* O-RING	1	1	
17-21	3B7-77375-0	* O-RING	1	1	
17-22	3B7-77377-1	FREE PISTON	1	1	
17-23	3B7-77375-0	O-RING	1	1	
17-24	3B7-77376-0	BACK-UP RING	1	1	
17-25	3E0-77388-0	TRIM PISTON ASSY	2	2	
17-26	3B7-77392-0	* O-RING	2	2	
17-27	3B7-77393-0	* BACK-UP RING	2	2	
17-28	3E0-77395-0	ROD GUIDE SUB-ASSY	2	2	
17-29	3E0-77398-0	* O-RING	2	2	

Fig. 17

POWER TRIM & TILT

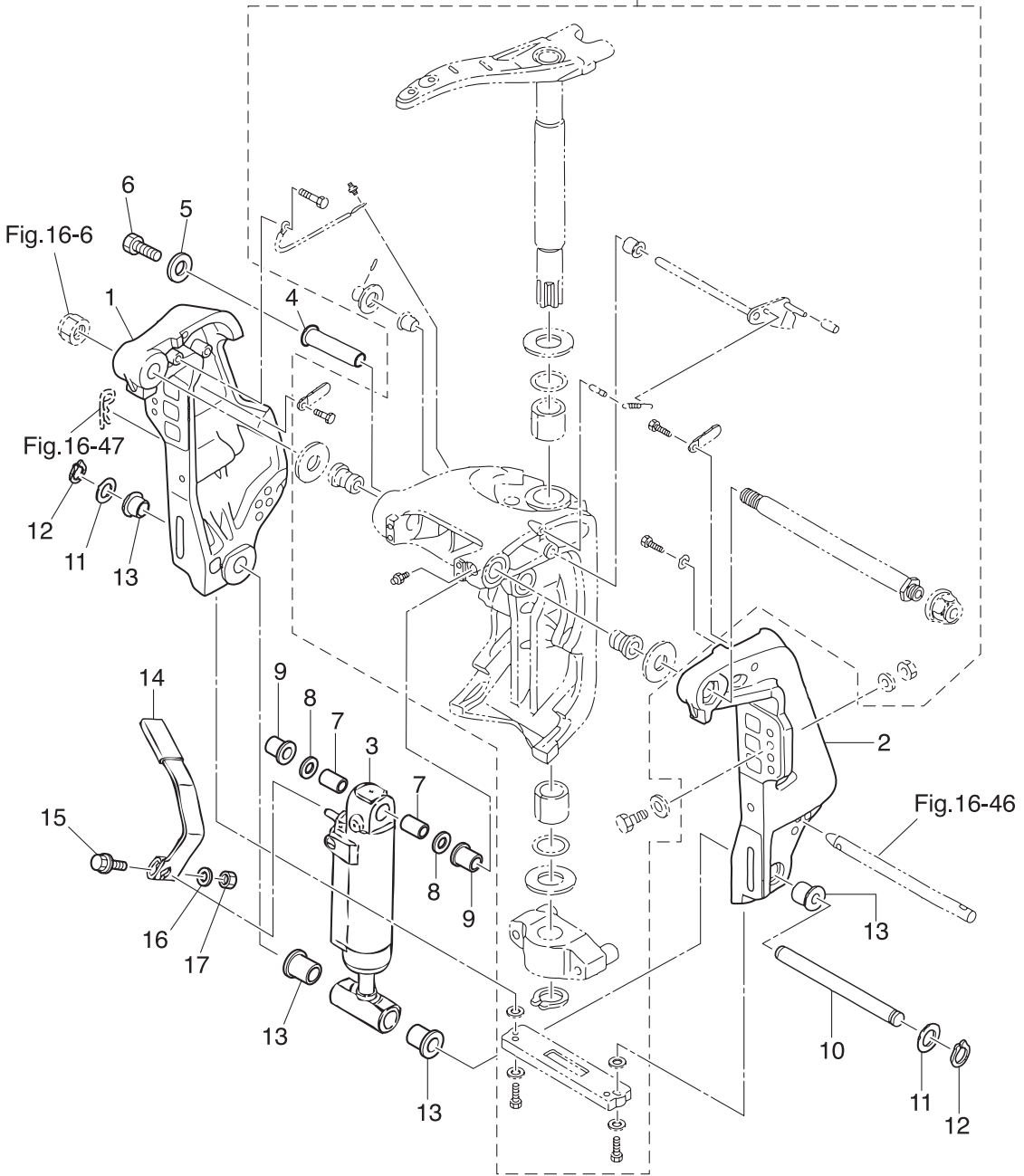


Ref.No.	Part No.	Description	Q'ty		Remarks
			M/60C	M/70C	
17-30	3E0-77472-1	PLUG	1	1	
17-31	3B7-77179-0	O-RING	1	1	
17-32	3E0-77475-0	FILTER	1	1	
17-33	3E0-77479-0	ORIFICE	1	1	
17-34	3E0-77165-0	RESERVE TANK	1	1	
17-35	3E0-77168-0	CAP	1	1	
17-36	3E0-77169-0	O-RING	1	1	
17-37	3E0-77159-1	BOLT	3	3	
17-38	3E0-77431-1	BOLT	1	1	
17-39	3E0-77432-1	BOLT	2	2	
17-40	3E0-77167-0	O-RING	6	6	
17-41	3E0-77557-0	ORIFICE	1	1	
17-42	3E0-77558-0	BALL	1	1	
17-43	3E0-77559-0	PIN	1	1	
17-44	3B7-77169-0	O-RING	1	1	
17-45	3E0-77453-0	VALVE SEAT	1	1	
17-46	3E0-77456-0	FILTER	2	2	
17-47	309-06972-0	CLAMP 6.5-47.5P	1	1	EPTO Model

Fig. 18

GAS SHOCK ABSORBER (MFG MODEL)

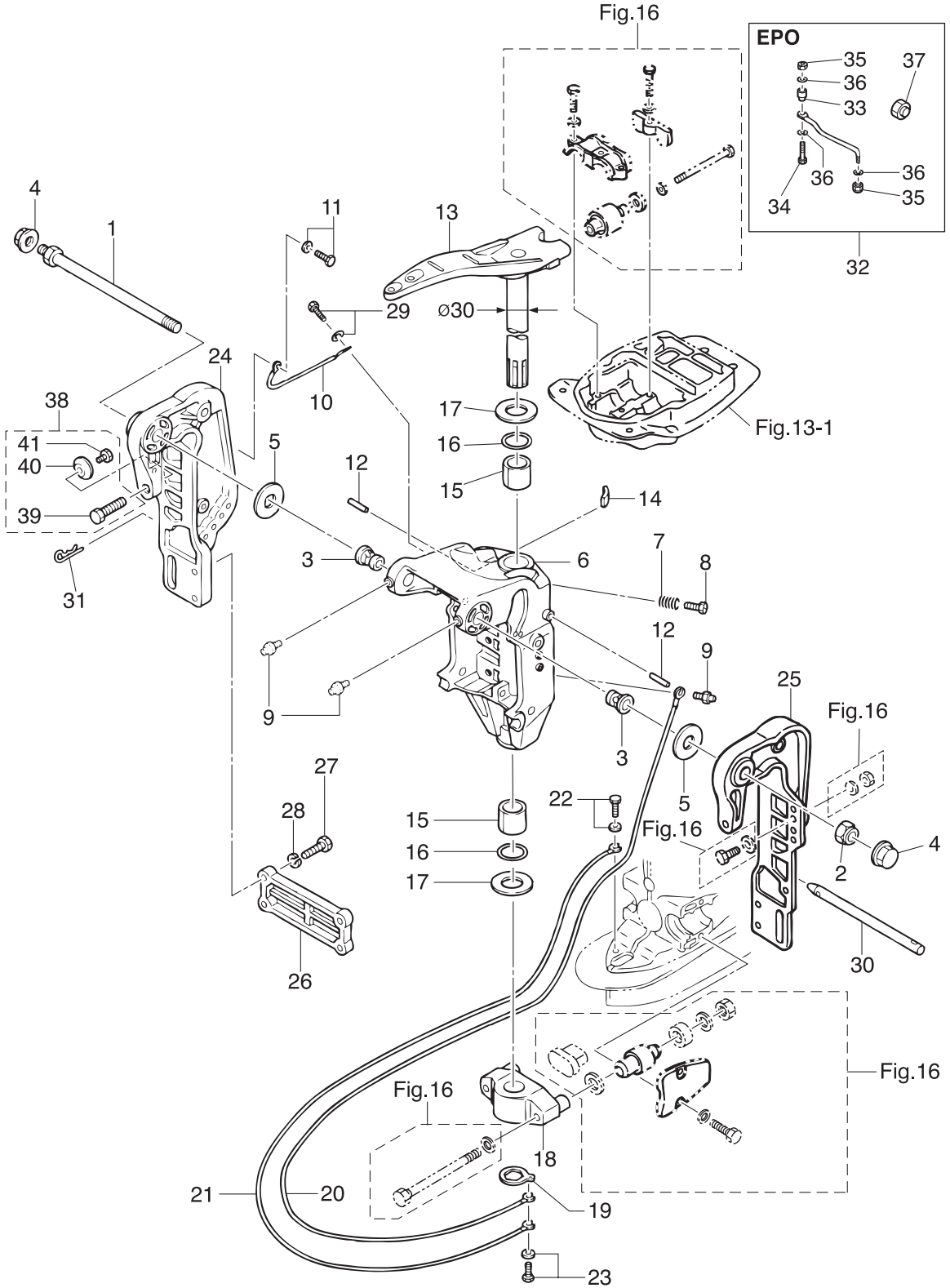
Fig.16



Ref.No.	Part No.	Description	Q'ty		Remarks
			M60C	M70C	
18-1	3N4Q62112-0	CLAMP BRACKET (R)		1	Starboard Side
18-2	3N4Q62113-0	CLAMP BRACKET (L)		1	Port Side
18-3	3N4Q77601-0	GAS SHOCK ABSORBER		1	
18-4	3C8-77071-1	CYLINDER PIN (UPPER)		1	
18-5	345-05122-1	WASHER 6.5-23-1.5		1	
18-6	9101E3-0612	BOLT		1	
18-7	3N4-77075-0	BUSHING 18-24-17		2	
18-8	3C8-77111-1	WASHER 19-34-3		2	
18-9	3E0-77076-0	BUSHING 18-20-20.5		2	
18-10	3E0-77101-1	CYLINDER PIN (LOWER)		1	
18-11	346-62412-1	WASHER 22.6-30-2		2	
18-12	945103-2200	C-RING d=22		2	
18-13	3E0-77103-0	BUSHING 22-25.4-23.5		4	
18-14	3N4-66311-0	REVERSE LOCK LEVER		1	
18-15	3V2-60001-0	BOLT 6-35		1	
18-16	9401E3-0600	WASHER		1	
18-17	930103-0600	NUT		1	

Fig. 19

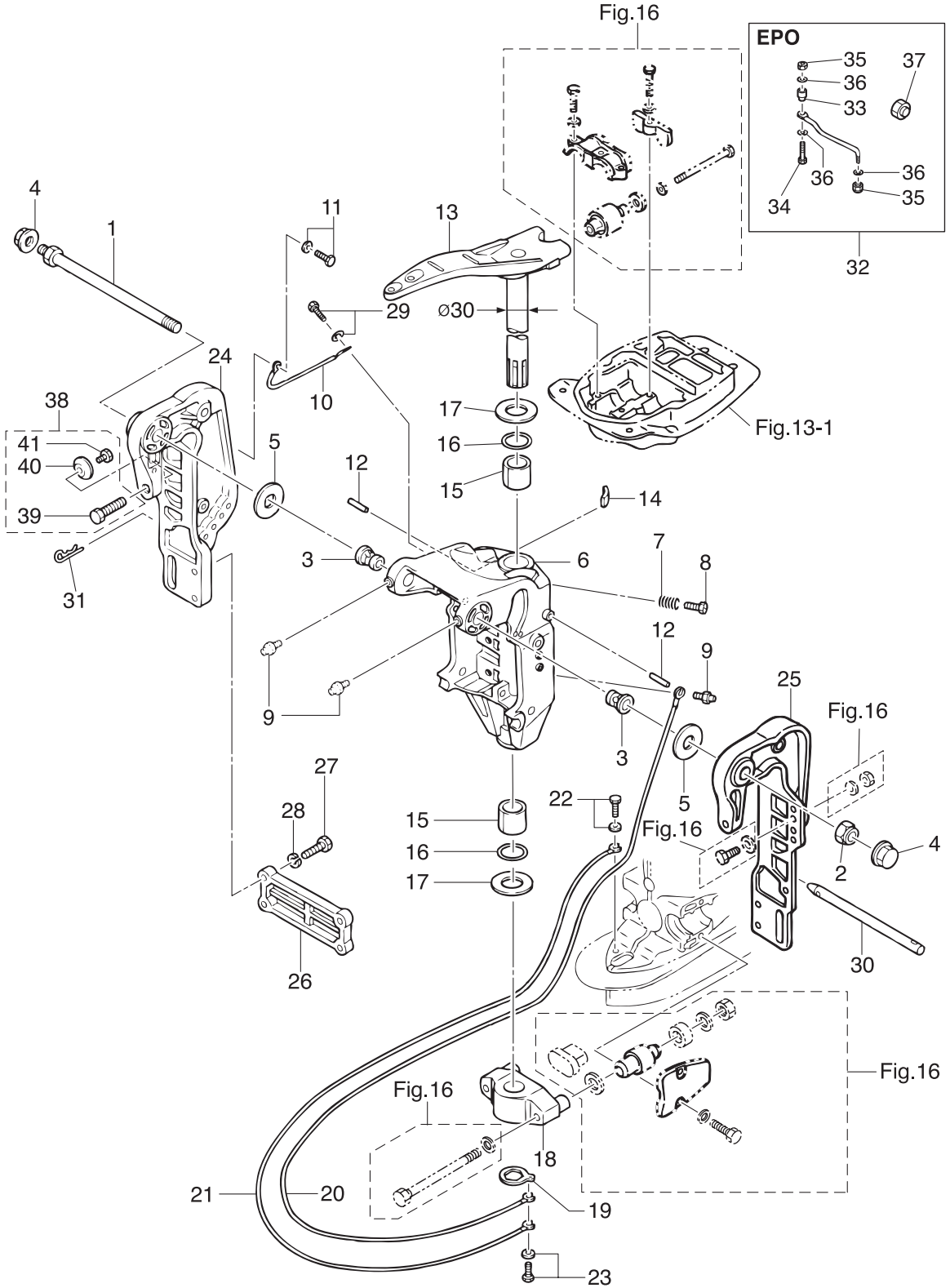
BRACKET (MANUAL) EFO/EPO MODEL



Ref.No.	Part No.	Description	Q'ty		Remarks
			M/60C	M/70C	
19-1	3N4-62191-0	SWIVEL BRACKET SHAFT ASSY	1	1	
19-2	346-62124-1	NYLON NUT 7/8-14	1	1	
19-3	3A3-62126-0	BUSHING 22.5-25.4-27	2	2	
19-4	346-62127-0	CAP NUT	2	2	
19-5	353-62116-1	WASHER 22.5-54-1	2	2	
19-6	353Q62312-3	SWIVEL BRACKET	1	1	
19-7	346-62421-1	FRICTION SPRING	1	1	
19-8	9101E3-0830	BOLT	1	1	
19-9	344-67177-1	GREASE FITTING	3	3	
19-10	3A3-62396-1	GROUND L=110	1	1	Swivel Bracket -Clamp Bracket
19-11	9101E3-5612	BOLT	1	1	
19-12	951103-0536	PARALLEL PIN	2	2	
19-13	353Q62010-1	STEERING SHAFT ASSY ϕ 30	1	1	
19-14	345-62441-0	FRICTION PIECE	1	1	
19-15	353-62417-0	BUSHING 30-36-41	2	2	
19-16	353-62415-0	O-RING 3.5-29.7	2	2	
19-17	353-62423-1	THRUST PLATE (UPPER) 31-50-2	2	2	
19-18	3F3Q61410-1	MOUNT BRACKET	1	1	
19-19	353-61412-0	LOCK PLATE	1	1	
19-20	3A3-62396-1	GROUND L=110	1	1	Mount Bracket -Swivel Bracket
19-21	3A3-62396-1	GROUND L=110	1	1	Mount Bracket -Drive Shaft Housing
19-22	9101E3-5612	BOLT	1	1	
19-23	9101E3-5612	BOLT	1	1	
19-24	353Q62112-5	CLAMP BRACKET (R)	1	1	Starboard Side
19-25	353Q62113-3	CLAMP BRACKET (L)	1	1	Port Side
19-26	353Q62114-1	PLATE	1	1	
19-27	911103-1035	BOLT 10-P1.25	4	4	
19-28	941303-1000	SPRING WASHER	4	4	
19-29	9101E3-5612	BOLT	1	1	

Fig. 19

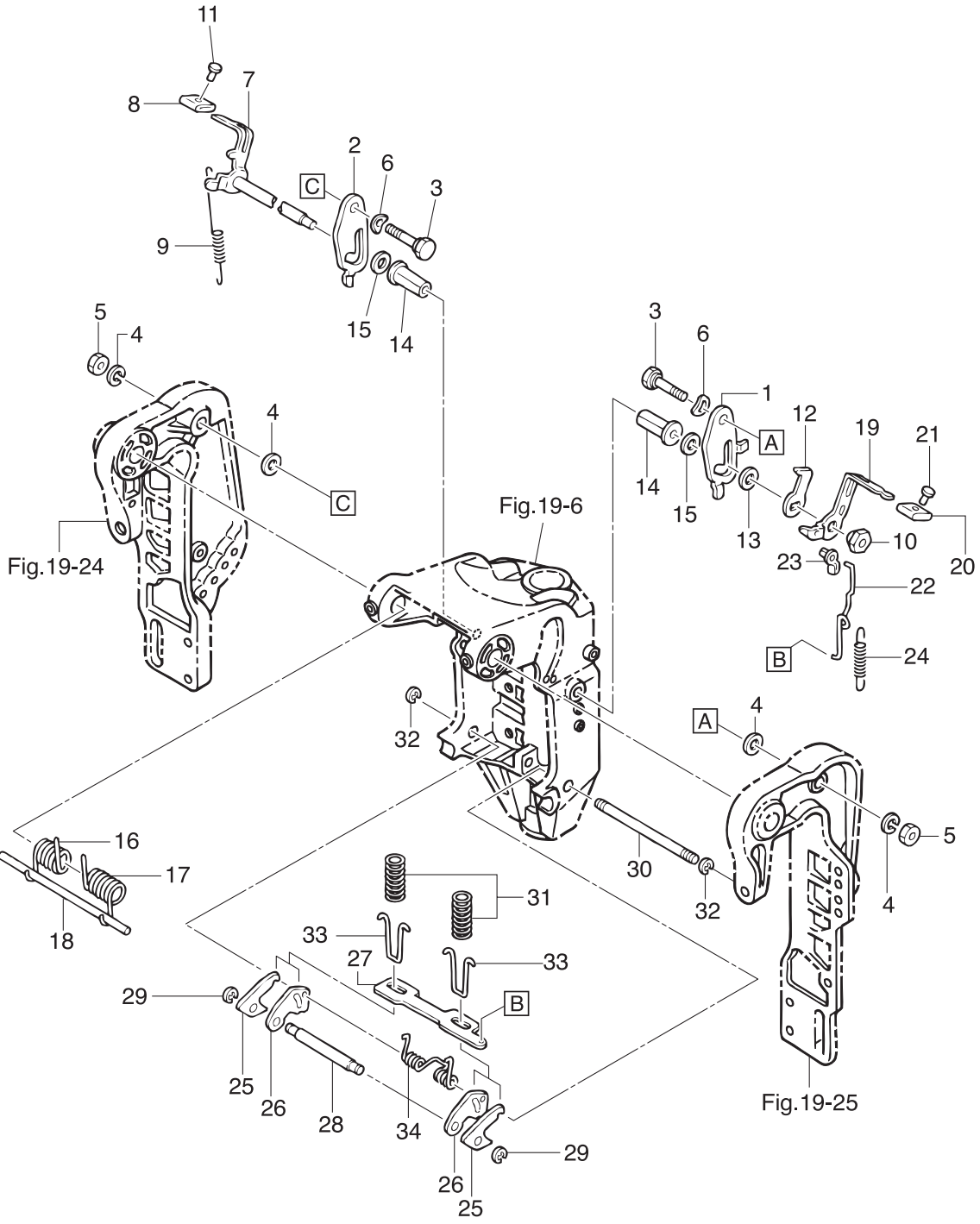
BRACKET (MANUAL) EFO/EPO MODEL



Ref.No.	Part No.	Description	Q'ty		Remarks
			M60C	M70C	
19-30	3A3-62121-1	THRUST ROD	1	1	
19-31	3B7-62129-1	PIN	1	1	
19-32	3B7-84905-1	DRAG LINK ASSY	1		for EPO Model
19-33	3B7-84914-0	* SPACER	1		
19-34	3B7-84917-0	* BOLT 3/8-55	1		
19-35	353-84918-0	* NYLON NUT 3/8-24UNF	2		
19-36	353-84916-0	* WASHER 9.6-18-2	3		
19-37	3F3-84908-0	* SEAL RING	1		
19-38	3N4-77217-0	CLAMP SCREW KIT	2	2	
19-39	3N4-62106-0	* CLAMP SCREW	1	1	
19-40	332-62101-1	* CLAMP SCREW PAD	1	1	
19-41	3C8-62107-0	* SHOULDER BOLT	1	1	

Fig. 20

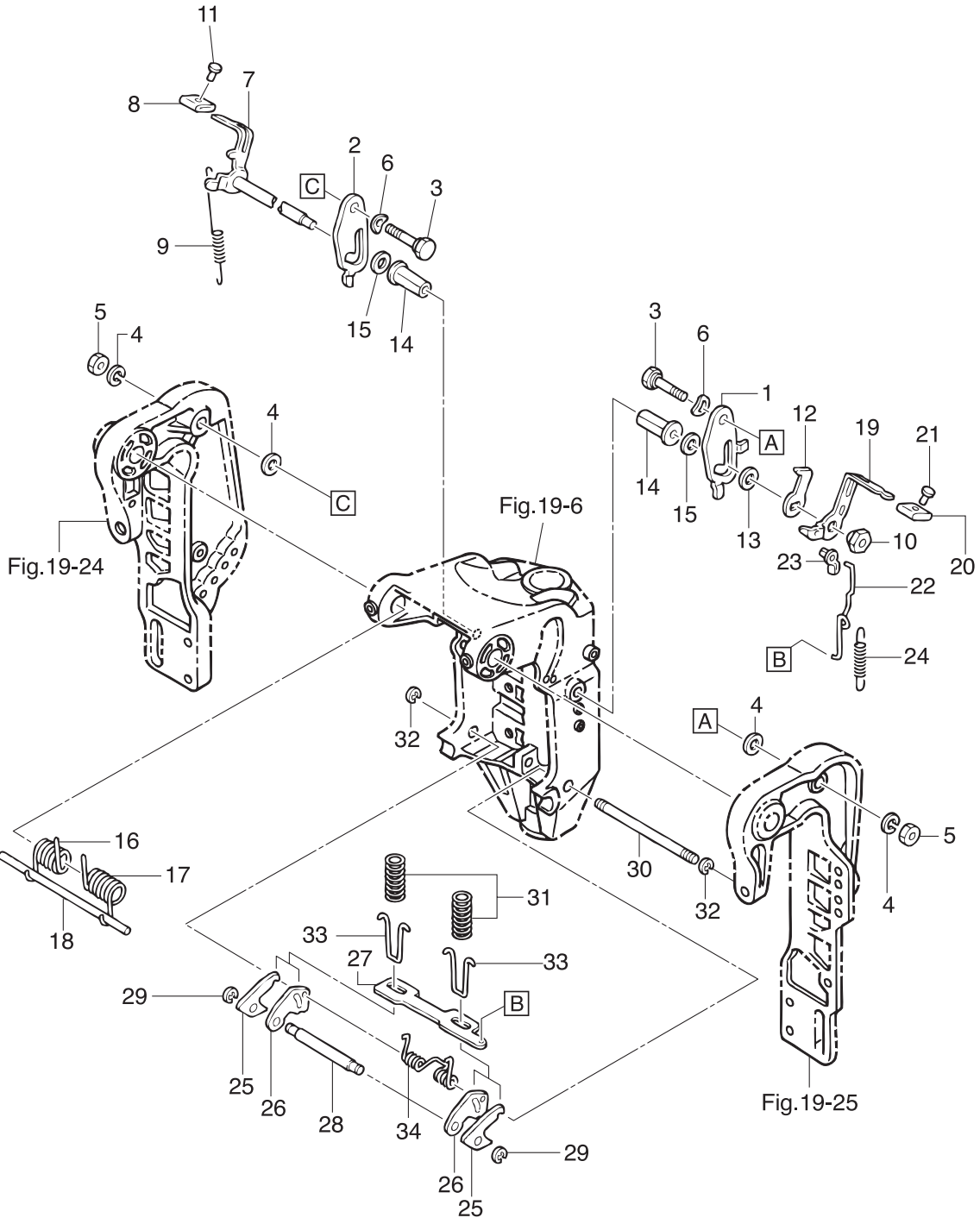
MANUAL TILT (EFO/EPO MODEL)



Ref.No.	Part No.	Description	Q'ty		Remarks
			M60C	M70C	
20-1	353-62454-0	TILT STOPPER (L)	1	1	
20-2	353-62451-0	TILT STOPPER (R)	1	1	
20-3	353-62452-1	BOLT	2	2	
20-4	9401E3-1200	WASHER	4	4	
20-5	931103-1200	NUT	2	2	
20-6	941403-1800	WAVE WASHER d=18	2	2	
20-7	3F3-62431-0	REVERSE LOCK LEVER (R)	1	1	
20-8	353-66333-0	REVERSE LOCK LEVER GRIP	1	1	
20-9	353-62434-0	SPRING	1	1	
20-10	353-62456-0	NUT	1	1	
20-11	346-66334-0	STOPPER	1	1	
20-12	353-62436-0	TILT STOPPER LEVER	1	1	
20-13	334-61315-0	WASHER 10.5-22.3	1	1	
20-14	353-62135-0	BUSHING 12.2-16-46	2	2	
20-15	353-62136-0	WASHER 12.5-30-0.5	2	2	
20-16	353-62141-0	TILT ASSISTANT SPRING (R)	1	1	
20-17	353-62142-0	TILT ASSISTANT SPRING (L)	1	1	
20-18	353-62143-0	TILT ASSISTANT SHAFT	1	1	
20-19	3F3-66311-0	REVERSE LOCK LEVER	1	1	
20-20	346-66333-0	REVERSE LOCK LEVER GRIP	1	1	
20-21	346-66334-0	STOPPER	1	1	
20-22	353-66312-0	REVERSE LOCK LINK	1	1	
20-23	345-05223-1	ROD SNAP 3.5-2	1	1	
20-24	353-66323-0	REVERSE LOCK LEVER SPRING	1	1	
20-25	353-66322-0	REVERSE LOCK	2	2	
20-26	353-66313-1	REVERSE LOCK ARM	2	2	
20-27	353-66327-0	REVERSE LOCK PLATE	1	1	
20-28	353-66314-0	PIN	1	1	
20-29	945303-0400	E-RING d=4	2	2	

Fig. 20

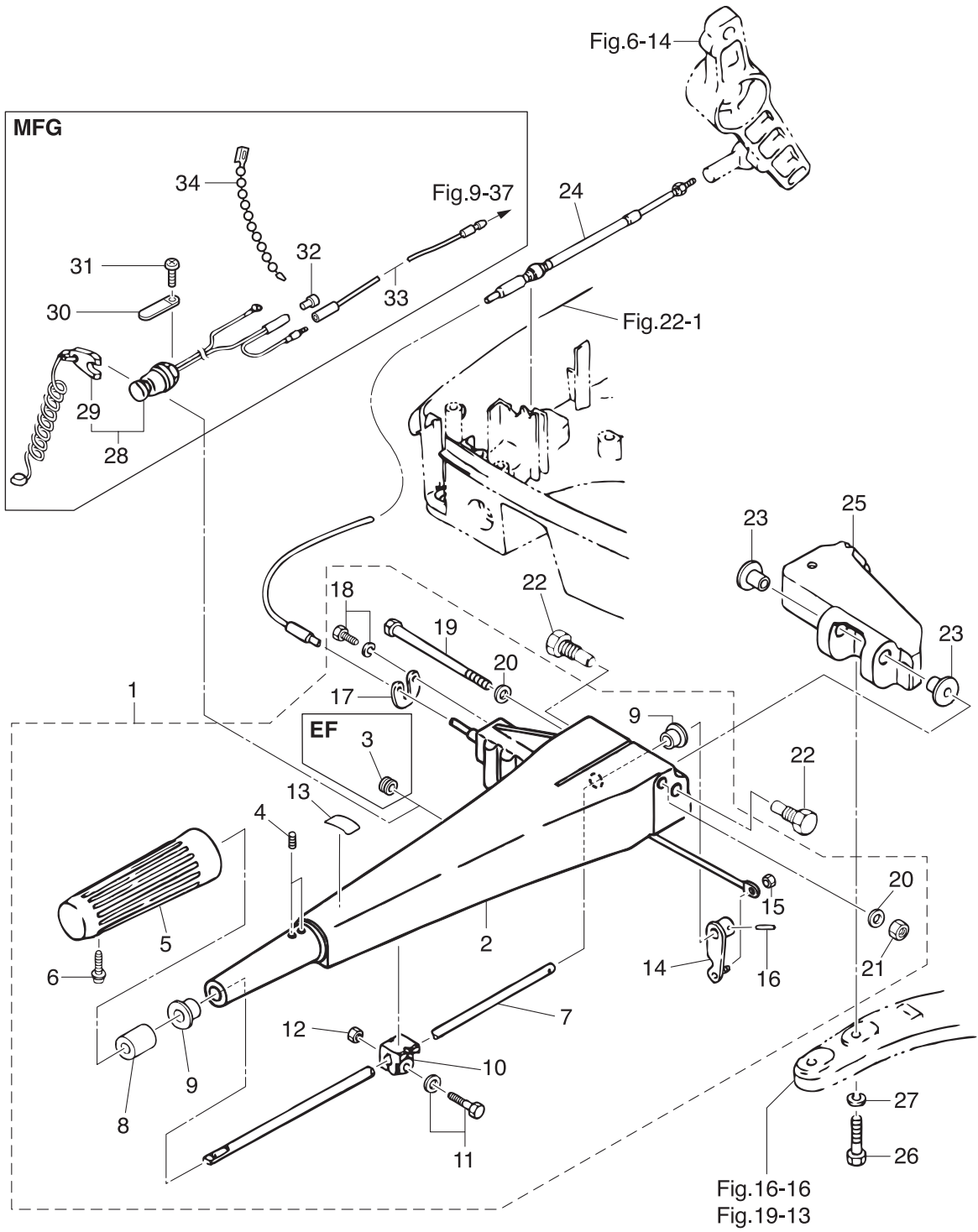
MANUAL TILT (EFO/EPO MODEL)



Ref.No.	Part No.	Description	Q' ty		Remarks
			M60C	M70C	
20-30	353-66321-1	REVERSE LOCK ROD	1	1	
20-31	353-66315-0	REVERSE LOCK SPRING	2	2	
20-32	945303-0500	E-RING d=5	2	2	
20-33	353-66335-0	HOOK	2	2	
20-34	353-66332-0	REVERSE LOCK SPRING (ARM)	1	1	

Fig. 21

TILLER HANDLE



Ref.No.	Part No.	Description	Q'ty		Remarks	
			M/60C	M/70C		
21-1	1	3N4Q63005-2	TILLER HANDLE SUB-ASSY	1	1	for EF Type with Grommet
21-1	2	3N5Q63005-2	TILLER HANDLE SUB-ASSY		1	for MFG without Grommet
21-2		3F5Q63011-1	* TILLER HANDLE	1	1	
21-3		345-67117-0	* GROMMET 17-2.7	1	1	for EF Type
21-4		353-63029-0	* SCREW	2	2	
21-5		350-63012-2	* GRIP	1	1	
21-6		920803-0520	* SCREW	1	1	
21-7		3B7-63041-0	* THROTTLE SHAFT	1	1	
21-8		345-63048-0	* THROTTLE SHAFT DAMPER	1	1	
21-9		350-63046-0	* BUSHING 8.4-10-11	2	2	
21-10		3B2-63035-1	* FRICTION PIECE	1	1	
21-11		910103-5620	* BOLT	1	1	
21-12		930103-0600	* NUT	1	1	
21-13		369-72019-1	* THROTTLE DECAL	1	1	
21-14		3B7-63068-0	* LEVER	1	1	
21-15		930403-0400	* NYLON NUT 4-P0.7	1	1	
21-16		951403-0316	* SPRING PIN 3-16	1	1	
21-17		3B7-63604-0	* THROTTLE CABLE HOLDER	1	1	
21-18		9101E3-5512	* BOLT	2	2	
21-19		3B7-63203-1	* BOLT 8-105	1	1	
21-20		9401E3-0800	* WASHER	2	2	
21-21		930403-0800	* NYLON NUT 8-P1.25	1	1	
21-22		353-63201-2	BOLT	2	2	
21-23		353-63207-0	COLLAR 10.2-12-12	2	2	
21-24		3F3-63600-1	THROTTLE WIRE	1	1	
21-25		3B7Q63051-1	STEERING BRACKET	1	1	
21-26		9161F4-0845	BOLT	2	2	
21-27		941303-0800	SPRING WASHER	2	2	
21-28		3C8-06820-0	STOP SWITCH ASSY		1	for MFG

Fig. 21

TILLER HANDLE

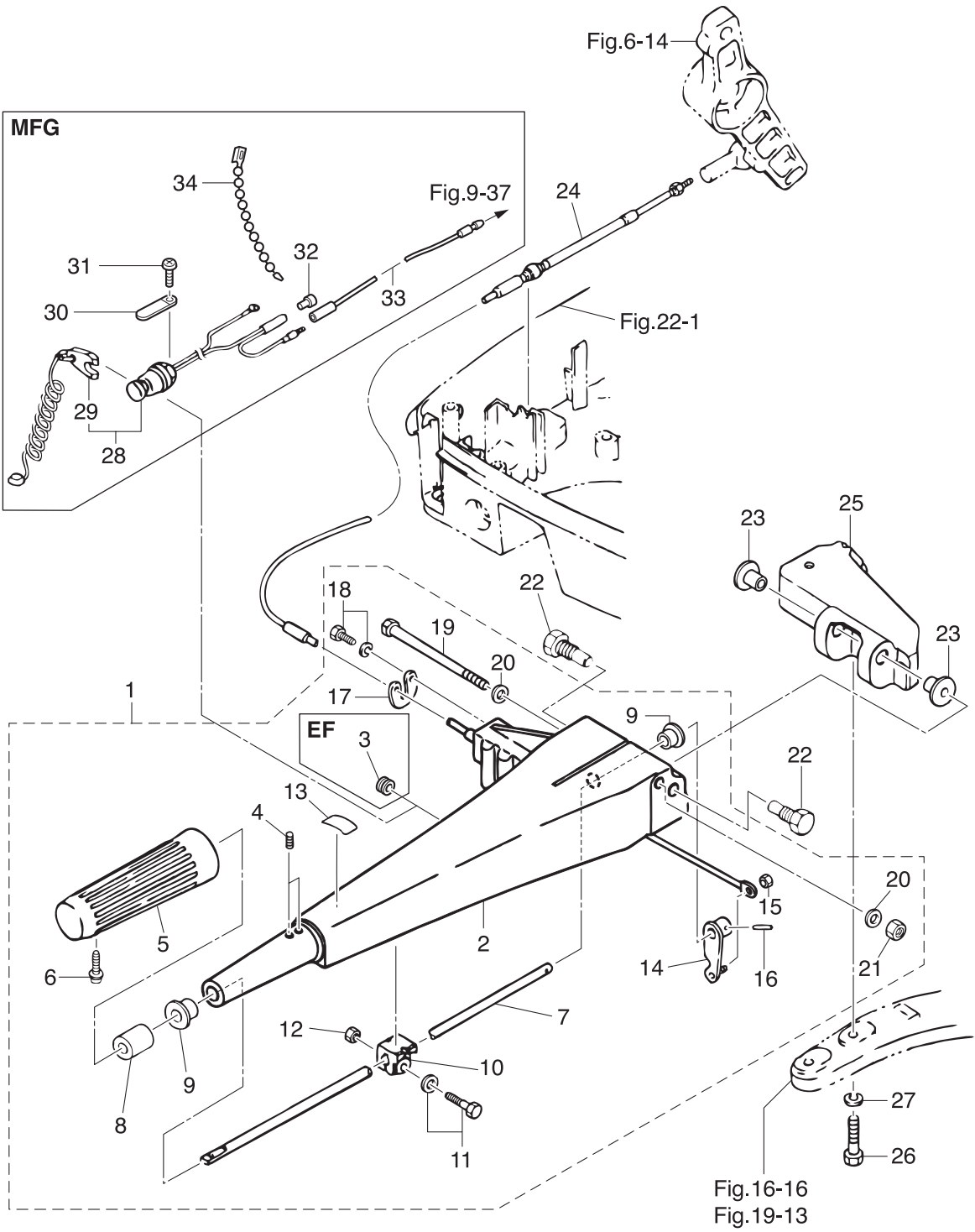
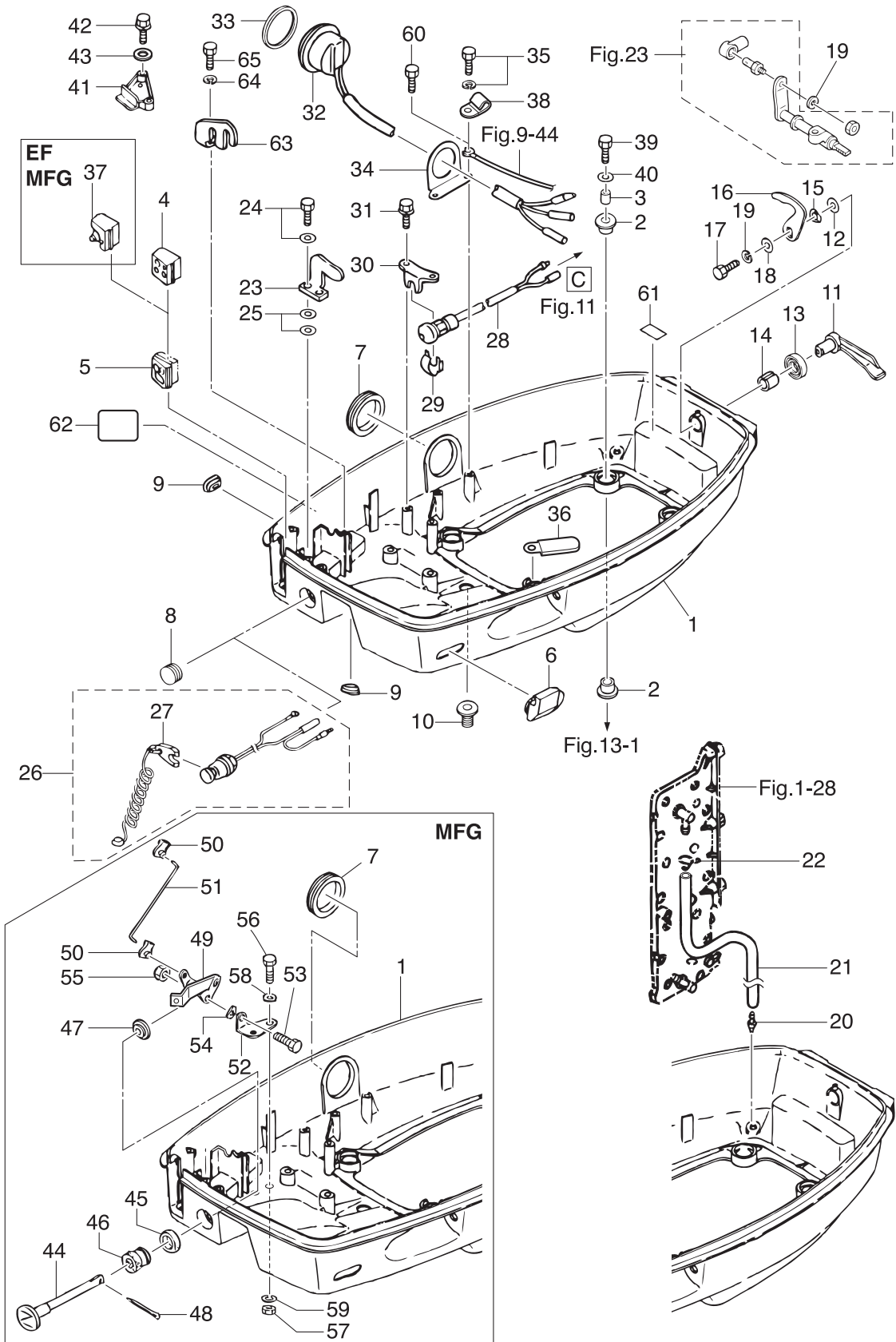


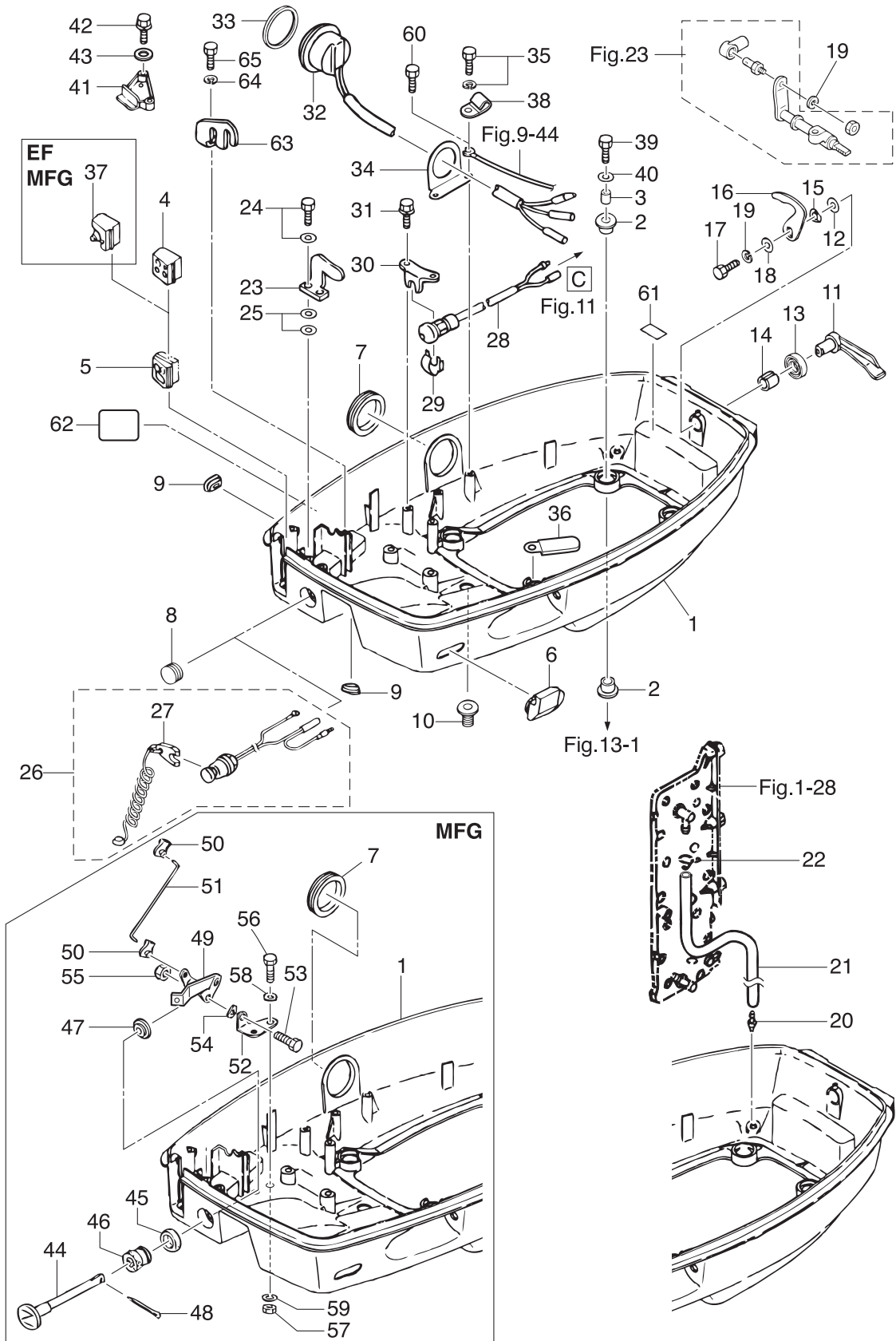
Fig. 22

BOTTOM COWL



Ref.No.	Part No.	Description	Q'ty		Remarks
			M/60C	M/70C	
22-1	3F3Q67100-1	BOTTOM COWL	1	1	
22-2	345-67113-0	MOUNT 12-18-2.5	8	8	
22-3	3C7-67114-1	SPACER 8.4-12-17	4	4	
22-4	3F3-83732-0	GROMMET	1	1	for EP Type
22-5	3F3-76116-0	GROMMET	1	1	
22-6	3B7-77156-0	GROMMET	1	1	
22-7	3F3-72618-0	GROMMET	1	1	for EFO/EPO /MFG Model
22-8	345-67117-0	GROMMET 17-2.7	1	1	for EP Type
22-9	3B2-63624-0	GROMMET	2	2	
22-10	345-66226-0	GROMMET 17-3	1	1	
22-11	3C8Q67141-0	HOOK LEVER	1	1	
22-12	3C8-67146-0	WASHER 14-22-1	1	1	
22-13	338-67147-0	SEAL RING 13.8-22-3.7	1	1	
22-14	369-67105-0	HOOK LEVER BUSHING	1	1	
22-15	941403-1400	WAVE WASHER d=14	1	1	
22-16	3C8-67142-1	COVER HOOK	1	1	
22-17	910103-0612	BOLT	1	1	
22-18	3C8-66308-0	WASHER 6-16-1.5	1	1	
22-19	941303-0600	SPRING WASHER	2	2	Cover Hook Shift Lever Shaft
22-20	3BA-01138-0	NIPPLE	1	1	
22-21	98AB-50-480	HOSE	1	1	98AB-501000
22-22	338-02215-0	CLIP ϕ 10	1	1	
22-23	353-67512-0	COVER STAY (FRONT)	1	1	
22-24	910103-6618	BOLT	2	2	
22-25	940103-0600	WASHER	4	4	
22-26	3C8-06820-0	STOP SWITCH ASSY	1	1	for EF Type
22-27	353-06821-0	* STOP SWITCH LANYARD ASSY	1	1	
22-28	3C8-76080-1	NEUTRAL SWITCH	1	1	for EF Type
22-29	398-76083-0	NEUTRAL SWITCH ACTUATOR	1	1	for EF Type

Fig. 22 BOTTOM COWL



Ref.No.	Part No.	Description	Q'ty		Remarks
			M60C	M70C	
22-30	3A3-76081-1	NEUTRAL SWITCH BRACKET	1	1	for EF Type
22-31	910103-6616	BOLT	1	1	for EF Type
22-32	3F3-72615-0	PTT SWITCH ASSY	1	1	for PTT Model
22-33	3F3-72616-1	GASKET	1	1	for PTT Model
22-34	3F3-72617-1	PTT SWITCH ASSY BRACKET	1	1	for PTT Model
22-35	910103-6614	BOLT	2	2	for PTT Model
22-36	309-06972-0	CLAMP 6.5-47.5P	1	1	
22-37	3F3-66226-0	GROMMET	1	1	for EF Type & MFG
22-38	345-06971-0	CLAMP 9-12U	1	1	for PTT Model
22-39	9101E3-0835	BOLT	4	4	
22-40	3B7-63730-0	WASHER 8.5-24-1.5	4	4	
22-41	3F3Q76118-0	CLAMP	1	1	
22-42	910103-6625	BOLT	2	2	
22-43	940103-0600	WASHER	2	2	
22-44	346-67151-1	CHOKE ROD		1	for MFG
22-45	3F5-67104-0	SPACER		1	for MFG
22-46	346-67104-0	CHOKE ROD BUSHING		1	for MFG
22-47	346-63721-0	BUSHING 6.2-16-5		1	for MFG
22-48	951503-0212	SPLIT PIN 2-12		1	for MFG
22-49	3F5-67152-0	CHOKE LEVER		1	for MFG
22-50	346-67196-1	ROD SNAP 3-B		2	for MFG
22-51	3F5-67192-1	CHOKE ROD 3-67.5		1	for MFG
22-52	346-67153-0	CHOKE LEVER BRACKET		1	for MFG
22-53	910103-0614	BOLT		1	for MFG
22-54	941403-0600	WAVE WASHER d=6		1	for MFG
22-55	930403-0600	NYLON NUT 6-P1.0		1	for MFG
22-56	910103-0614	BOLT		2	for MFG
22-57	930103-0600	NUT		2	for MFG
22-58	941303-0600	SPRING WASHER		2	for MFG

Fig. 22

BOTTOM COWL

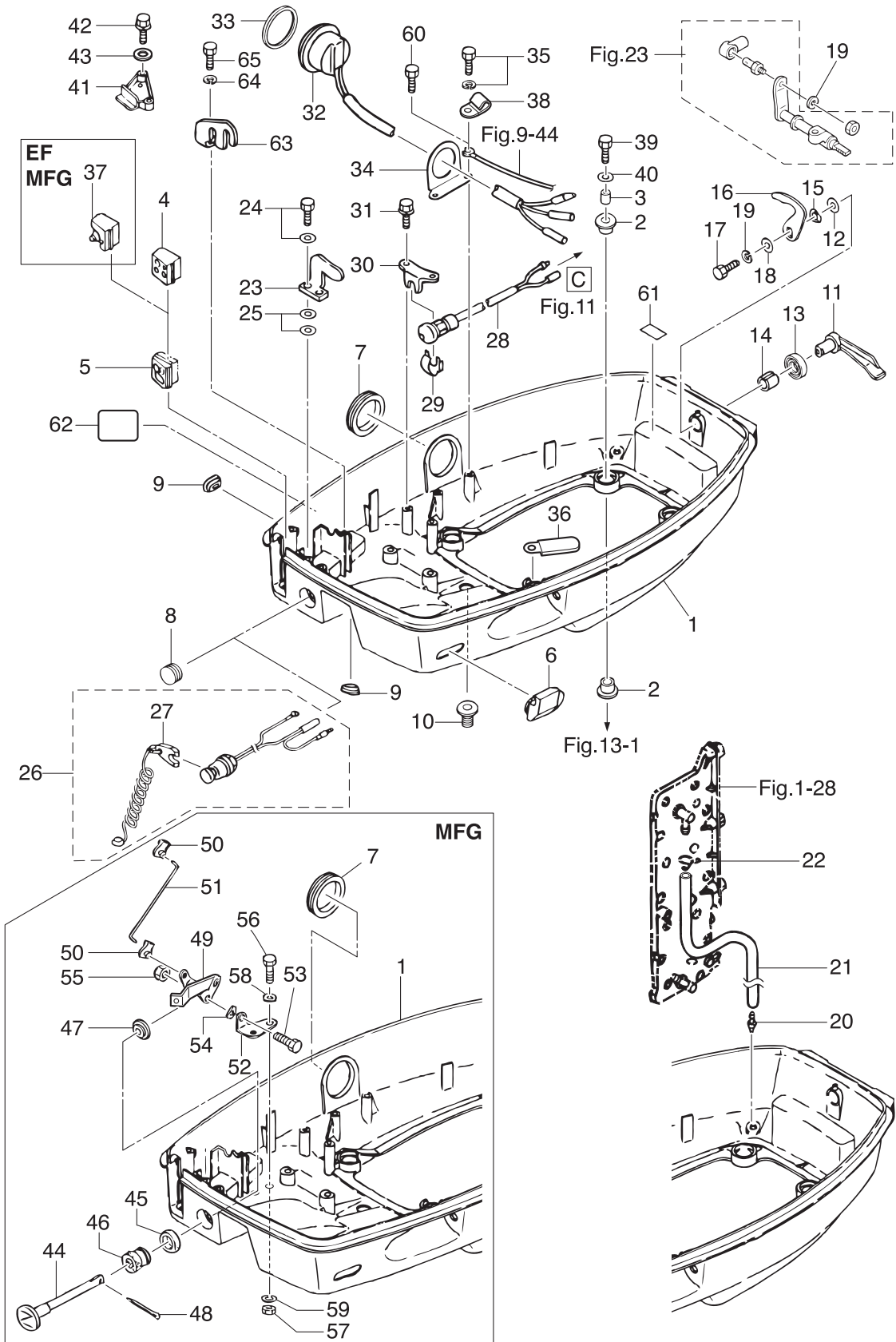
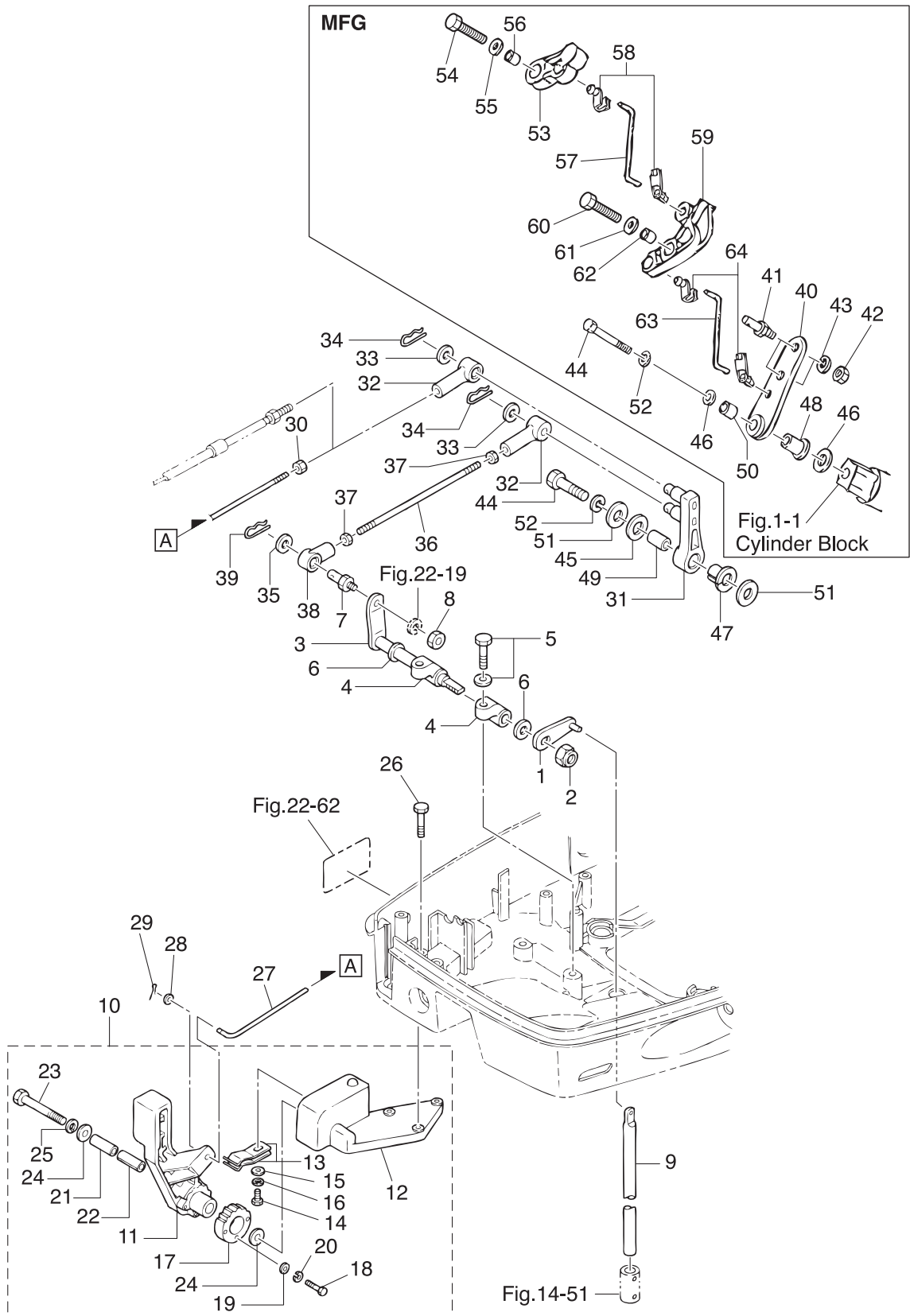


Fig. 23

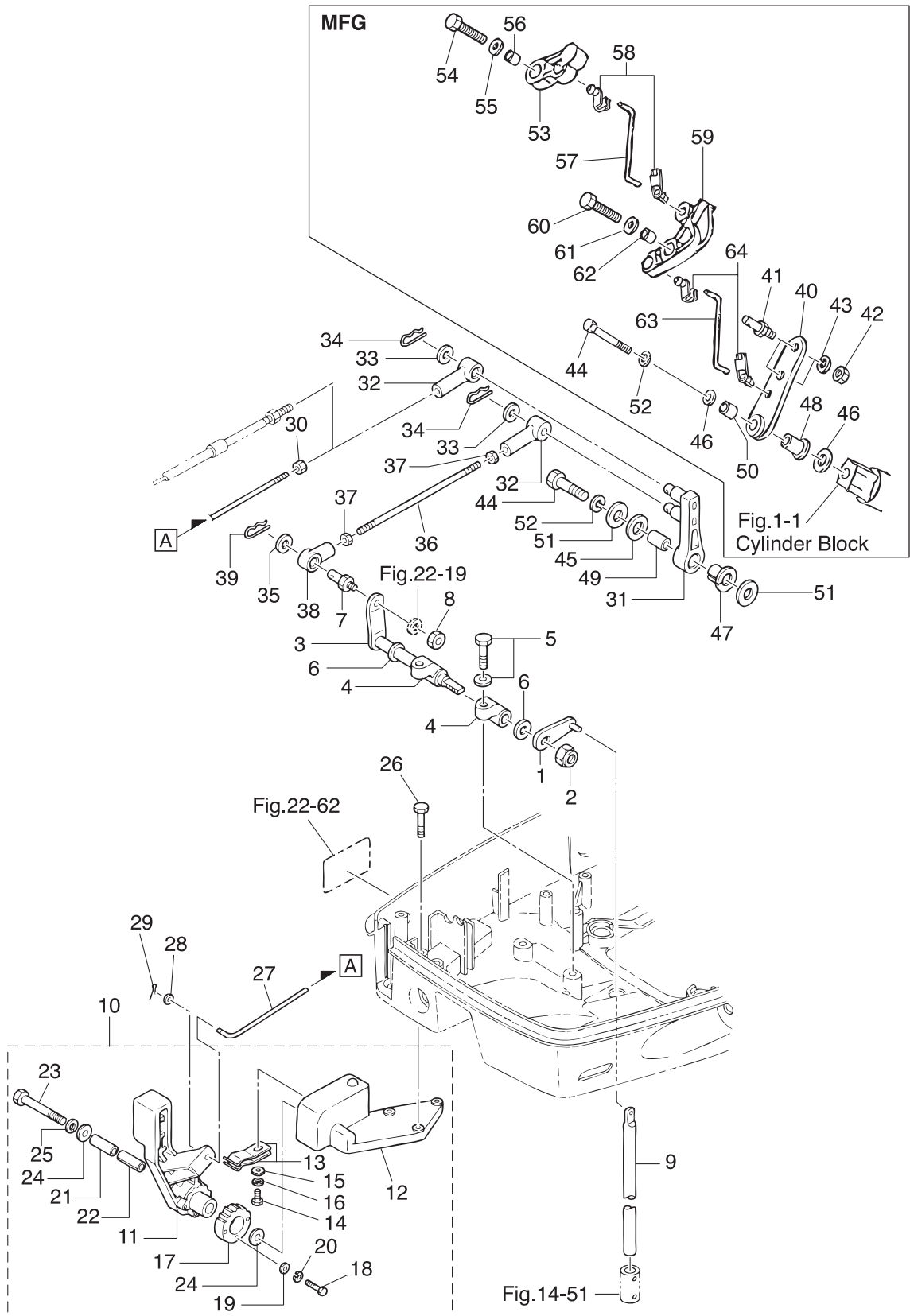
SHIFT



Ref.No.	Part No.	Description	Q'ty		Remarks
			M60C	M70C	
23-1	3T9-66110-0	SHIFT ROD LEVER	1	1	
23-2	930403-1000	NYLON NUT 10-P1.5	1	1	
23-3	3B7-66225-0	SHIFT LEVER SHAFT	1	1	
23-4	353-66145-1	HOLDER	2	2	
23-5	3T1-60108-0	PRE-COATED BOLT 8-25	2	2	
23-6	332-61315-0	WASHER 10.5-18-1.5	2	2	
23-7	353-83728-1	PIN	1	1	
23-8	930103-0600	NUT	1	1	
23-9	353-66215-1	SHIFT ROD (L)	1	1	
23-10	3B7Q80403-0	SHIFT LEVER COMPLETE	1	1	for EF Type & MFG
23-11	3B7Q66110-0	* SHIFT LEVER	1	1	
23-12	3B7Q66115-0	* SHIFT LEVER STOP BRACKET	1	1	
23-13	3B2-66113-0	* SHIFT LEVER STOPPER	2	2	
23-14	910103-0616	* BOLT	1	1	
23-15	940103-0600	* WASHER	1	1	
23-16	941303-0600	* SPRING WASHER	1	1	
23-17	3B7-66121-0	* SHIFT LEVER STOPPER	1	1	
23-18	910103-0420	* BOLT	3	3	
23-19	940103-0400	* WASHER	3	3	
23-20	941303-0400	* SPRING WASHER	3	3	
23-21	3B7-66124-0	* COLLAR 8.1-10.5-31.7	1	1	
23-22	346-62437-0	* BUSHING 10.2-12-29.5	1	1	
23-23	910103-0855	* BOLT	1	1	
23-24	940103-0800	* WASHER	2	2	
23-25	941303-0800	* SPRING WASHER	1	1	
23-26	910103-5620	BOLT	3	3	for EF Type & MFG
23-27	3F3-66134-0	SHIFT LEVER ROD	1	1	for EF Type & MFG
23-28	940103-0500	WASHER	1	1	for EF Type & MFG
23-29	951503-0212	SPLIT PIN 2-12	1	1	for EF Type & MFG

Fig. 23

SHIFT



Ref.No.	Part No.	Description	Q' ty		Remarks
			M/60C	M/70C	
23-30	3B2-83865-0	NUT 10-32UNF	1	1	for EF Type & MFG
23-31	3B7-66122-2	SHIFT ARM	1	1	for EF/EP Type
23-32	3B7-83715-2	CABLE JOINT	2	2	
23-33	3AA-83719-0	WASHER 8.5-18-1.6	2	2	
23-34	951603-0800	SNAP PIN d=8	2	2	
23-35	3AA-83719-0	WASHER 8.5-18-1.6	1	1	
23-36	3F3-05222-0	STARTER LOCK ROD 5-70	1	1	
23-37	3B2-83865-0	NUT 10-32UNF	2	2	
23-38	3A3-83715-0	CABLE JOINT	1	1	
23-39	951603-0800	SNAP PIN d=8	1	1	
23-40	3F5-66122-0	SHIFT ARM		1	for MFG
23-41	3F5-83728-0	PIN		2	for MFG
23-42	930103-0600	NUT		2	for MFG
23-43	941303-0600	SPRING WASHER		2	for MFG
23-44	910103-0835	BOLT	1	1	ALL
23-45	3B7-63731-0	WASHER 12.5-24-1	1	1	for EF/EP Type
23-46	940103-0800	WASHER		2	for MFG
23-47	3B7-63713-0	BUSHING 12-14-15.5	1	1	for EF/EP Type
23-48	345-05212-0	BUSHING 10-10.9-11		1	for MFG
23-49	3B7-63732-1	COLLAR 8.4-12-17	1	1	for EF/EP Type
23-50	348-05232-0	COLLAR 8-10-13		1	for MFG
23-51	3B7-63730-0	WASHER 8.5-24-1.5	2	2	for EF/EP Type
23-52	941303-0800	SPRING WASHER	1	1	
23-53	3C8-05211-0	STARTER LOCK ARM		1	for MFG
23-54	9101F4-0625	BOLT		1	for MFG
23-55	940103-0600	WASHER		1	for MFG
23-56	353-76079-0	COLLAR 6.2-9-9.3		1	for MFG
23-57	3F5-05222-0	STARTER LOCK ROD 3.5-51		1	for MFG
23-58	3C8-05223-0	ROD SNAP 3.5-4		2	for MFG

Fig. 23

SHIFT

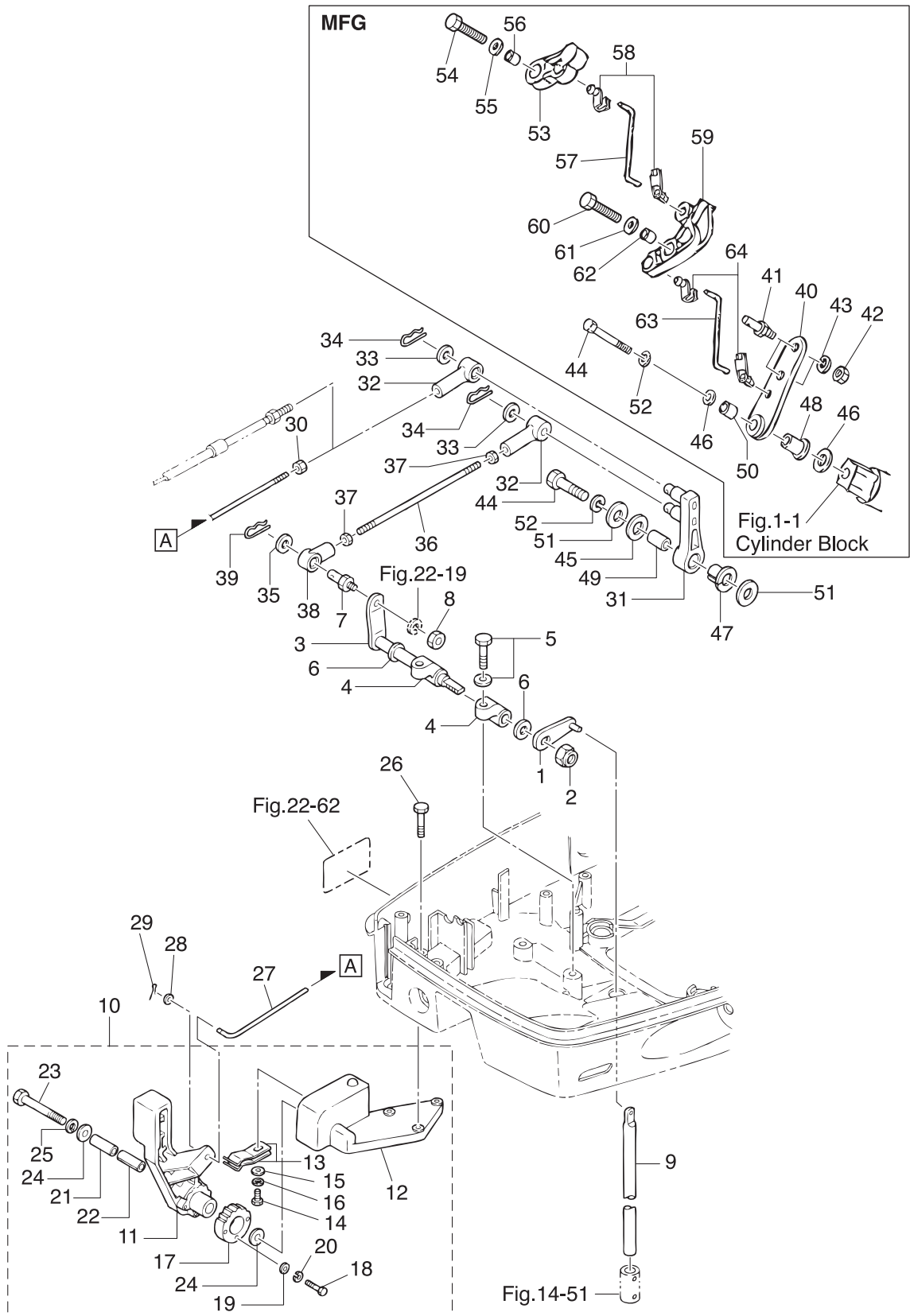
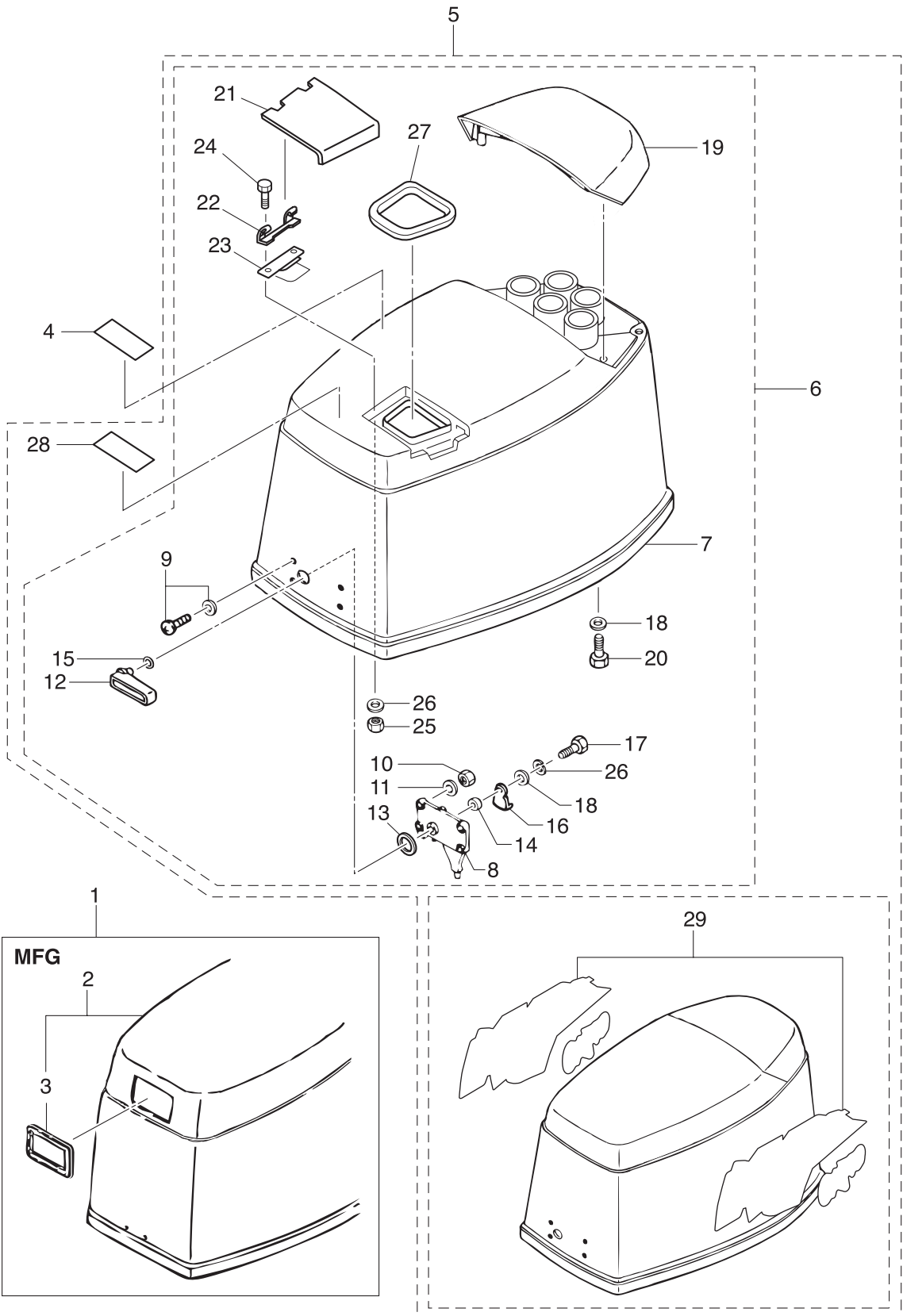


Fig. 24

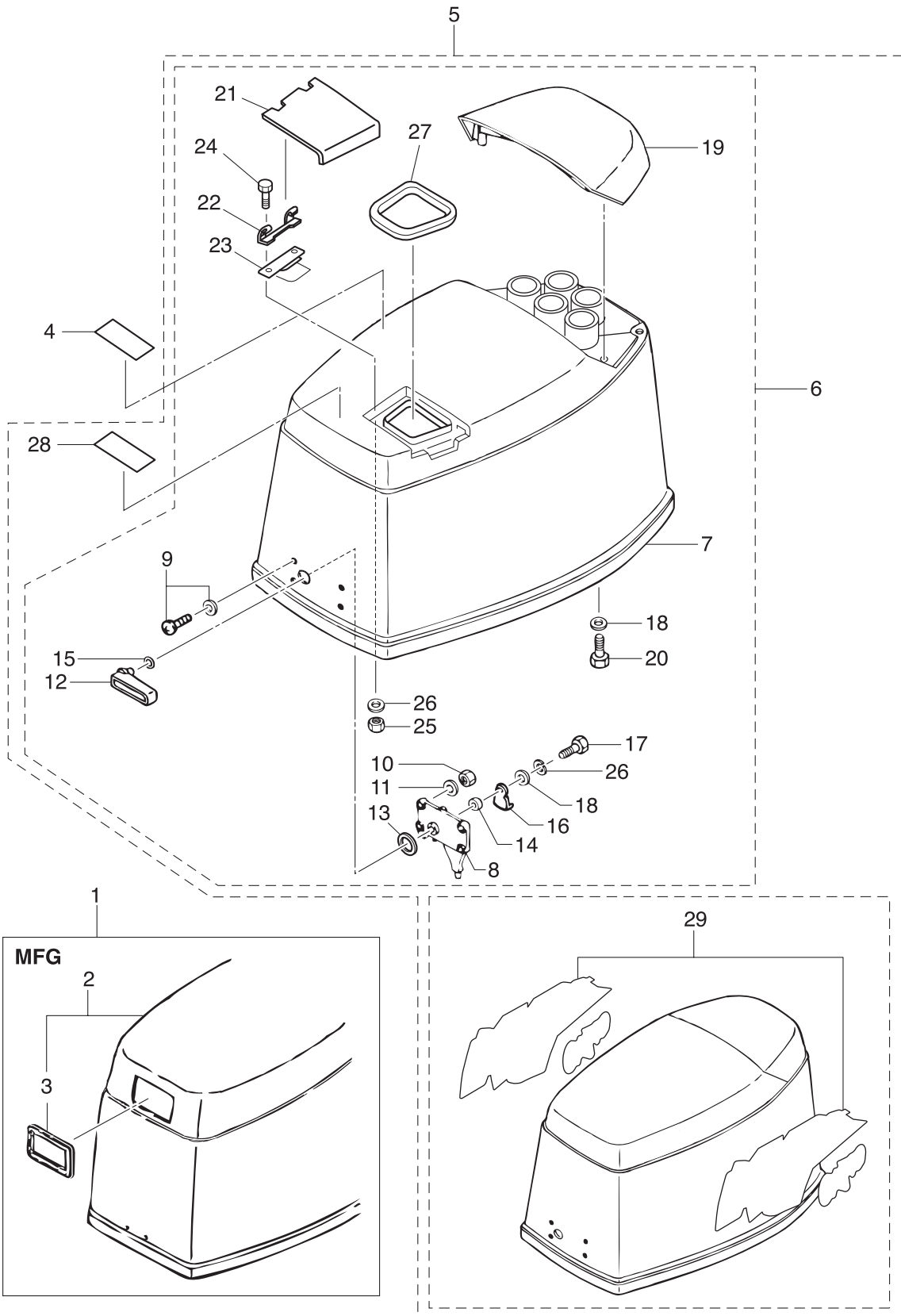
TOP COWL



Ref.No.	Part No.	Description	Q'ty		Remarks
			M/60C	M/70C	
24-1	3F5Q67510-4	TOP COWL ASSY		1	for MFG
24-2	3N4Q67640-1	* TOP COWL SUB-ASSY		1	for MFG
24-3	344-67503-0	** STARTER SEAL		1	for MFG
24-4	3T1-72043-0	OIL CAUTION DECAL	1	1	for EF/EP Type
24-5	3N4Q67645-2	TOP COWL ASSY	1	1	for EF/EP Type
24-6	3N5Q67640-0	* TOP COWL SUB-ASSY	1	1	
24-7	3F3-67501-0	** TOP COWL SEAL L=1700	1	1	
24-8	353-67517-1	** LOCATING BRACKET	1	1	
24-9	921703-5520	** SCREW	4	4	
24-10	930103-0500	** NUT	4	4	
24-11	941303-0500	** SPRING WASHER	4	4	
24-12	353Q67141-0	** HOOK LEVER	1	1	
24-13	353-67147-1	** SEAL RING	1	1	
24-14	353-67105-0	** HOOK LEVER BUSHING 12-14-12	1	1	
24-15	338-62435-0	** O-RING1.5-9.5	1	1	
24-16	353-67142-1	** COVER HOOK	1	1	
24-17	910103-0616	** BOLT	1	1	
24-18	3C8-66308-0	** WASHER 6-16-1.5	5	5	Tilt Handl Hook Lever
24-19	3F3Q67521-2	** TILT HANDLE (M70C/60C)	1	1	
24-20	910103-0630	** BOLT	4	4	
24-21	3E3Q67210-1	** FILLER LID	1	1	
24-22	3B7-67211-0	** FILLER LID HINGE	1	1	
24-23	3C8-67212-1	** SPRING	1	1	
24-24	910103-0614	** BOLT	2	2	
24-25	930103-0600	** NUT	2	2	
24-26	1 941303-0600	** SPRING WASHER		1	Hook Lever for MFG
24-26	2 941303-0600	** SPRING WASHER	3	3	Hook Lever Filler Lid
24-27	3F3-67213-1	** SEAL L=263	1	1	
24-28	3C7-72180-3	* CAUTION DECAL (A)	1	1	

Fig. 24

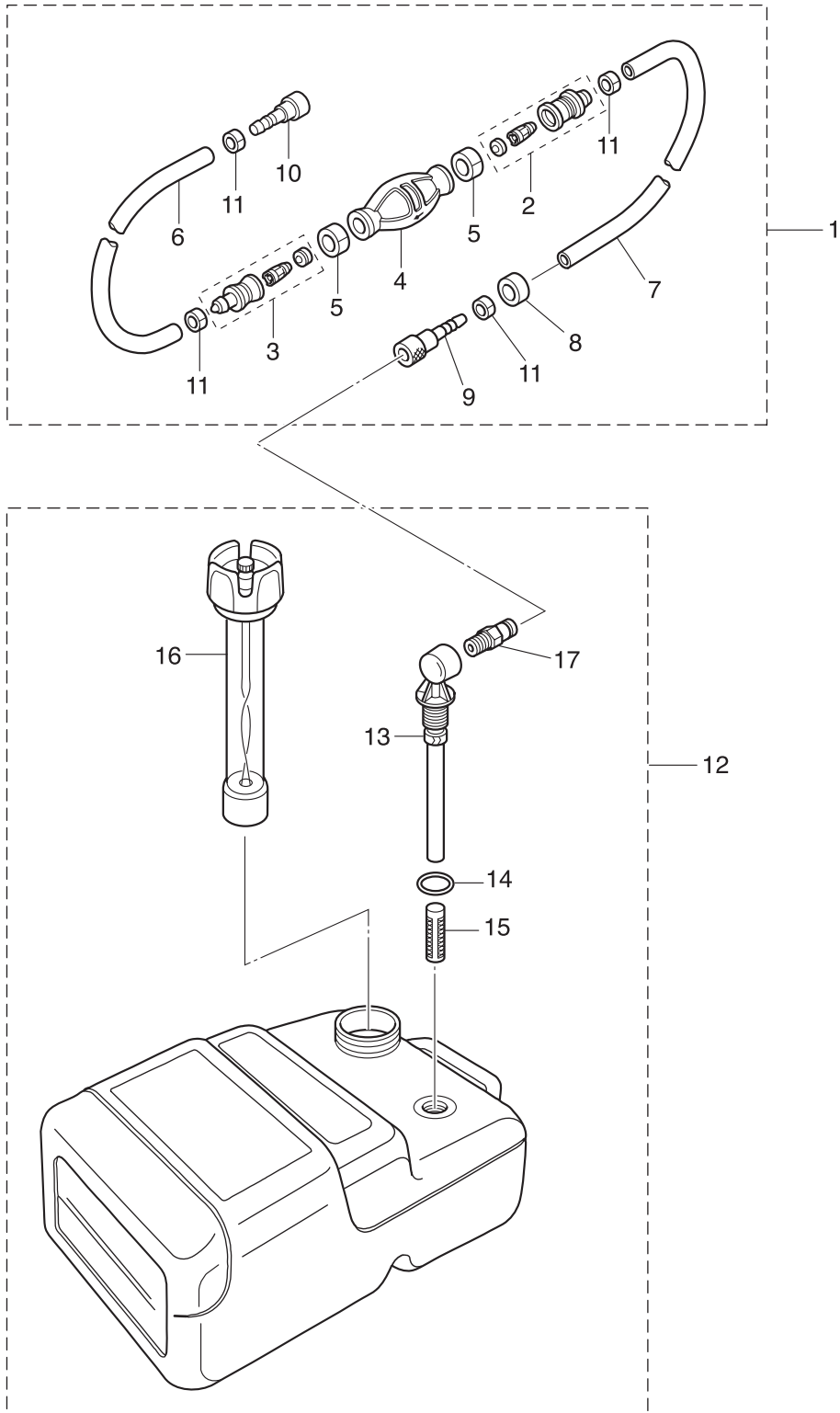
TOP COWL



Ref.No.	Part No.	Description	Q'ty		Remarks	
			M60C	M70C		
24-29	1	3N5-87802-1	* DECAL SET (M60C)	1		60ps
24-29	2	3N4-87802-1	* DECAL SET (M70C)		1	70ps

Fig. 25

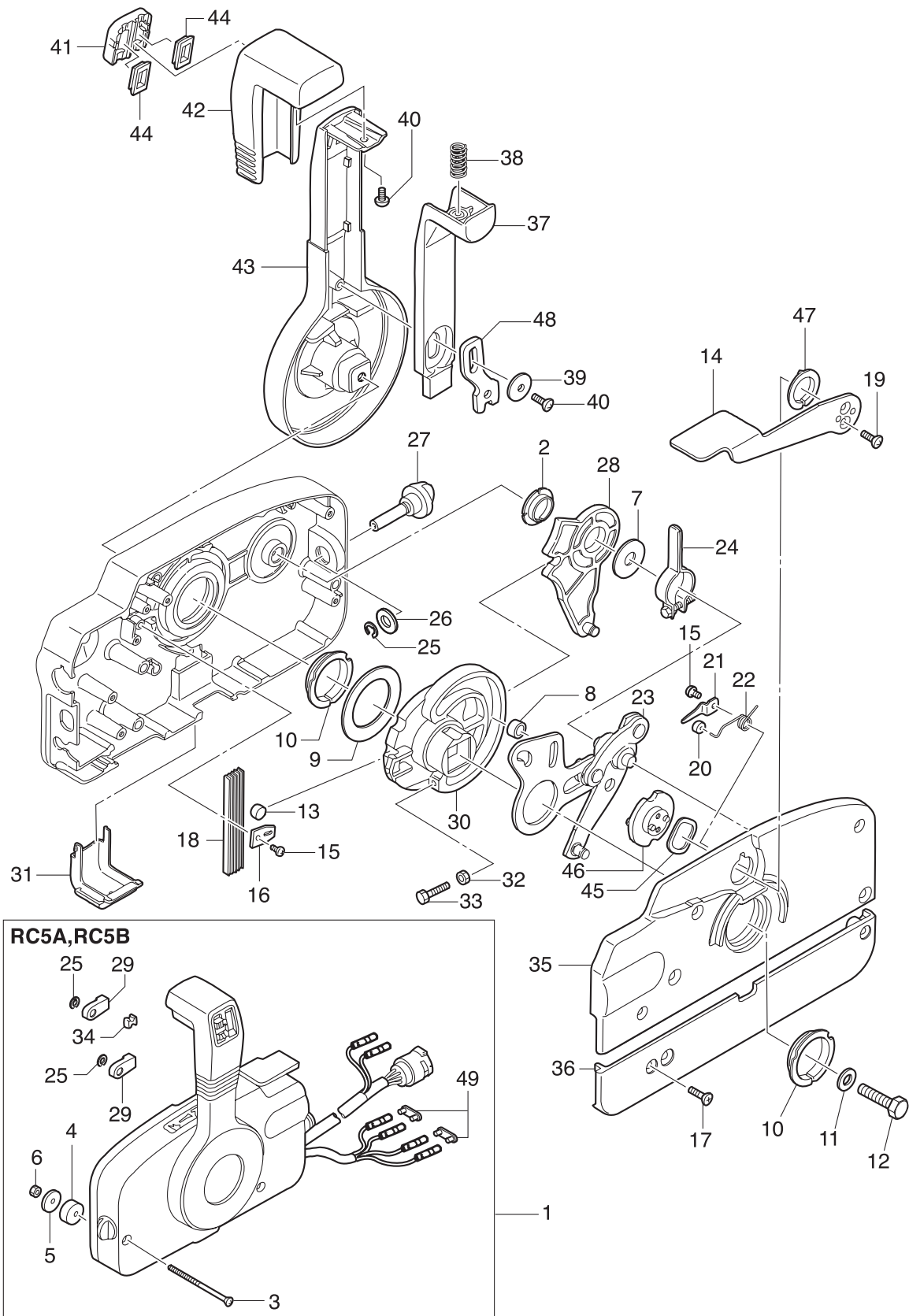
FUEL TANK



Ref.No.	Part No.	Description	Q'ty		Remarks
			M60C	M70C	
25-1	3B7-70200-4	PRIMER BULB ASSY	1	1	
25-2	3C7-70220-1	* JOINT ASSY (INLET)	1	1	
25-3	3C7-70224-1	* JOINT ASSY (OUTLET)	1	1	
25-4	3C7-70211-1	* PRIMER BULB	1	1	
25-5	3C7-70217-0	* CLAMP	2	2	
25-6	98AB-70-700	* HOSE	1	1	98AB-70100
25-7	98AB-701600	* HOSE	1	1	98AB-70100 x2
25-8	3B7-70280-1	* FUEL CONNECTOR MARK	1	1	
25-9	3GF-70281-0	* FUEL CONNECTOR	1	1	
25-10	3GF-70250-0	* FUEL CONNECTOR	1	1	
25-11	332-70201-0	* CLAMP	4	4	
25-12	3C7-70177-1	FUEL TANK ASSY 25L	1	1	
25-13	3C7-70155-0	* PICK-UP ELBOW ASSY (25L)	1	1	
25-14	3C7-70199-0	* O-RING	1	1	
25-15	3C7-70113-0	* FILTER	1	1	
25-16	3C7-70050-1	* FUEL GAUGE VENT CAP ASSY (25L)	1	1	
25-17	3E0-70270-0	* QUICK-CONNECTOR (MALE)	1	1	

Fig. 26

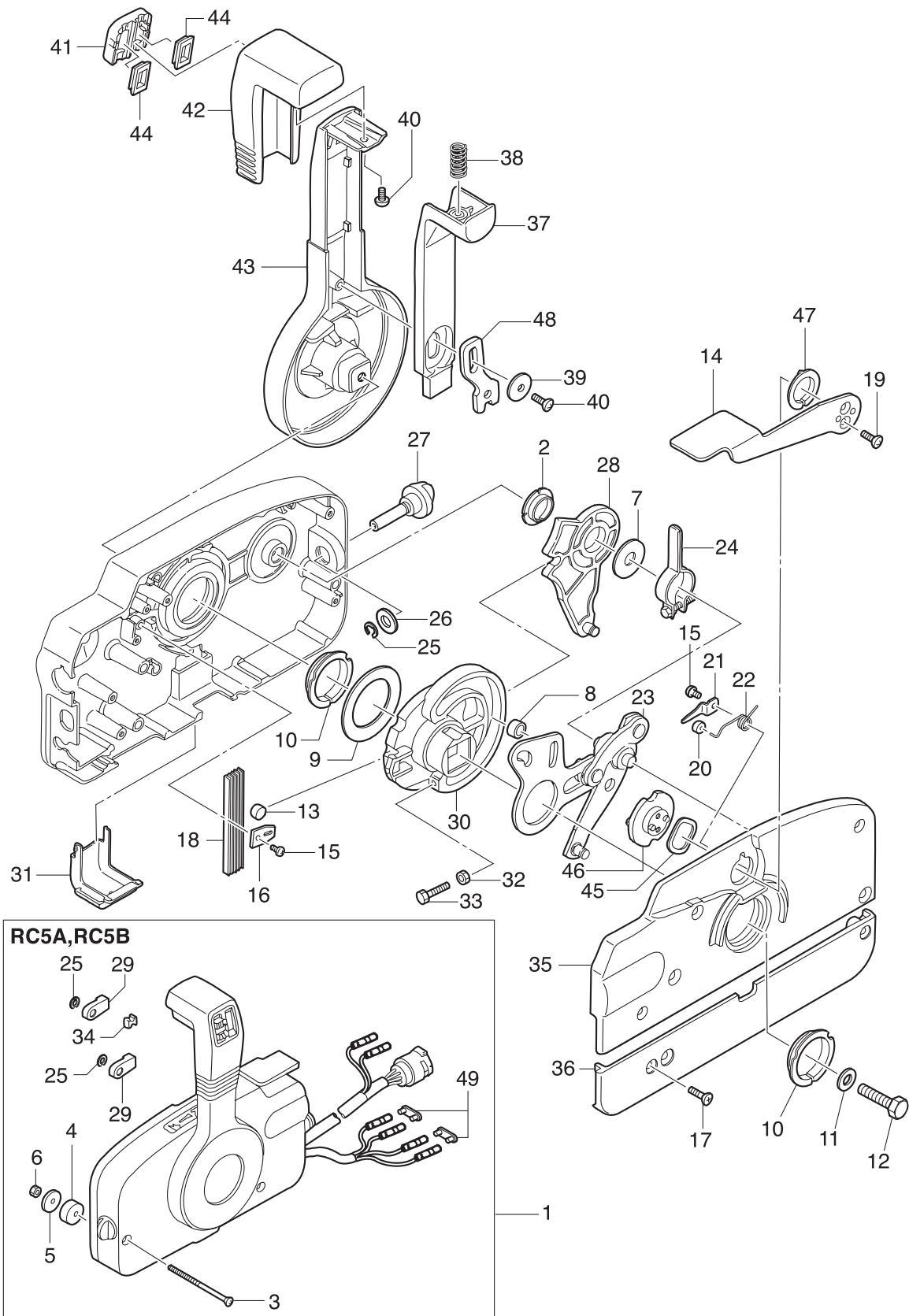
COMPONENT PARTS OF REMOTE CONTROL



Ref.No.	Part No.	Description	Q'ty		Remarks	
			M60C	M70C		
26-1	1	3ACQ84330-0	REMOTE CONTROL HEAD ASSY (RC5A)	1	1	RC5A for EPTO Model
26-1	2	3B7Q84340-3	REMOTE CONTROL HEAD ASSY (RC5B)	1	1	RC5B for EPO Model
26-2		3A3-84432-0	* BUSHING	1	1	
26-3		3A3-84375-0	* SCREW	3	3	
26-4		3A3-84374-0	* SPACER	3	3	
26-5		353-84371-0	* WASHER	3	3	
26-6		930103-0600	* NUT	3	3	
26-7		3A3-84383-0	* WASHER	1	1	
26-8		3A3-84421-0	* ROLLER	1	1	
26-9		3A3-84422-0	* THRUST PLATE	1	1	
26-10		3A3-84431-0	* BUSHING	2	2	
26-11		940103-0800	* WASHER	1	1	
26-12		3A3-84442-0	* BOLT	1	1	
26-13		353-84388-0	* DETENT ROLLER	1	1	
26-14		3B7Q84312-0	* FREE THROTTLE LEVER	1	1	
26-15		921503-0406	* SCREW	2	2	
26-16		3A3-84423-0	* DETENT RETAINER	1	1	
26-17		921603-0518	* SCREW	5	5	
26-18		3A3-84307-0	* DETENT SPRING	5	5	
26-19		921603-0512	* SCREW	2	2	
26-20		3A3-84424-0	* FREE THROTTLE ROLLER	1	1	
26-21		3A3-84426-0	* ROLLER RETAINER	1	1	
26-22		3A3-84425-0	* FREE THROTTLE SPRING	1	1	
26-23		3A3-84365-1	* THROTTLE ARM	1	1	
26-24		3A3-84428-0	* THROTTLE FRICTION ARM	1	1	
26-25		945303-0600	* E-RING d=6	3	3	
26-26		353-84394-0	* WASHER	1	1	
26-27		3A3-84427-0	* ADJUST SCREW	1	1	
26-28		3A3-84381-0	* SHIFT GEAR ASSY	1	1	

Fig. 26

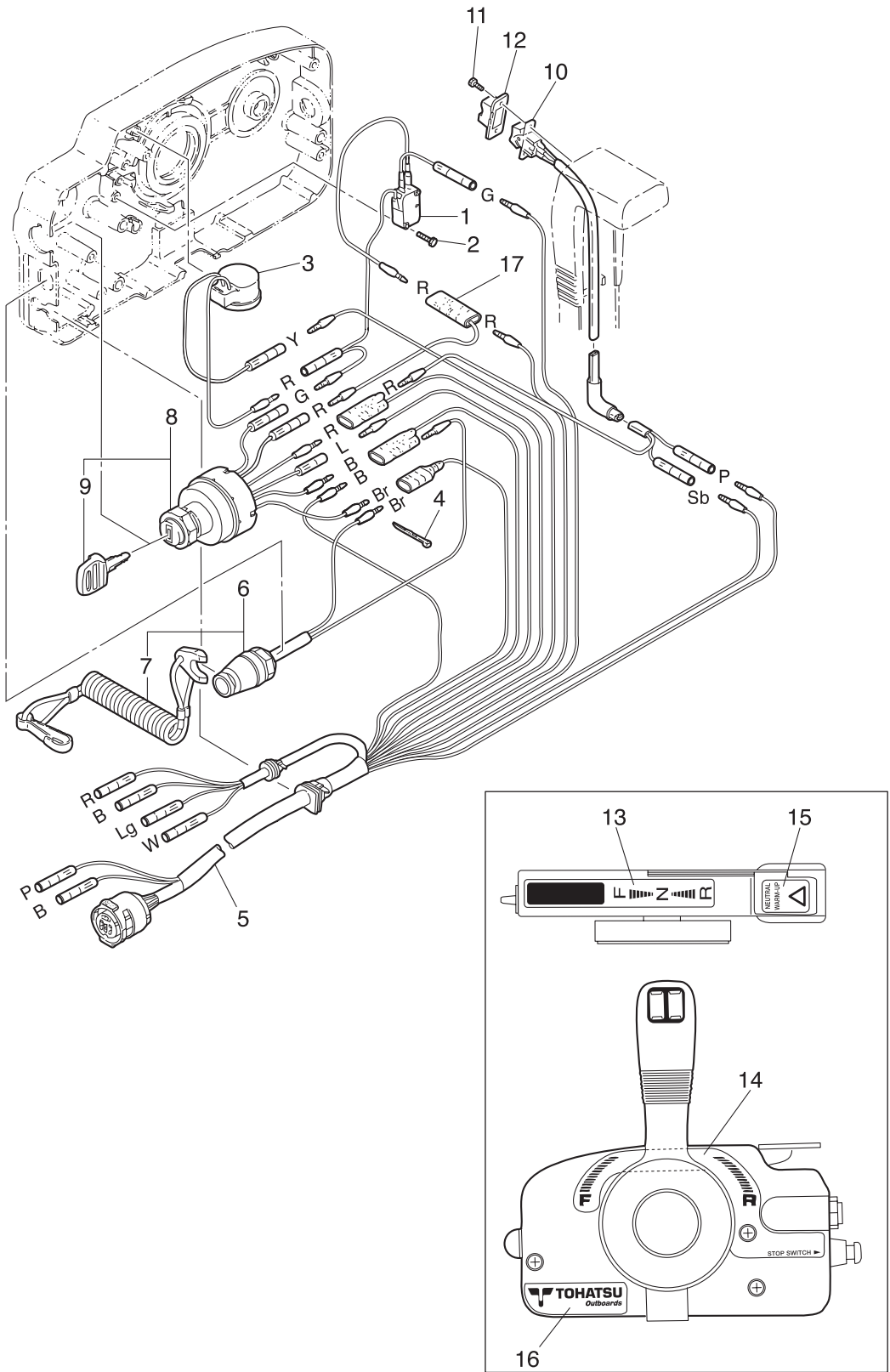
COMPONENT PARTS OF REMOTE CONTROL



Ref.No.	Part No.	Description	Q'ty		Remarks
			M60C	M70C	
26-29	3A3-83314-2	* CABLE TERMINAL	2	2	
26-30	3A3-84364-2	* DRIVE GEAR	1	1	
26-31	3A3-84429-0	* WIRE COVER	1	1	
26-32	930103-0500	* NUT	1	1	
26-33	910103-0525	* BOLT	1	1	
26-34	3A3-84376-0	* GROMMET	1	1	
26-35	3B7Q84441-0	* REAR HOUSING	1	1	
26-36	3B7Q84366-0	* REAR PANEL	1	1	
26-37	3A3-84401-0	* NEUTRAL LOCK ARM	1	1	
26-38	3A3-84403-0	* NEUTRAL LOCK SPRING	1	1	
26-39	3A3-84407-0	* WASHER	1	1	
26-40	921503-0510	* SCREW	2	2	
26-41	3A3-84451-0	* TILT SWITCH COVER	1	1	
26-42	3A3-84404-0	* GRIP	1	1	
26-43	3B7Q84343-0	* CONTROL LEVER	1	1	
26-44	1 3A3-84452-0	* TILT SWITCH PLUG	2	2	RC5B for EPO Model
26-44	2 3A3-84452-0	* TILT SWITCH PLUG	1	1	RC5A for EPTO Model
26-45	3A3-84368-0	* WAVE WASHER	1	1	
26-46	3A3-84391-0	* FREE THROTTLE DRUM	1	1	
26-47	3A3-84435-0	* BUSHING	1	1	
26-48	3A3-84406-0	* PLATE	1	1	
26-49	353-76037-0	* CABLE TERMINAL PLUG	2	2	RC5B for EPO Model

Fig. 27

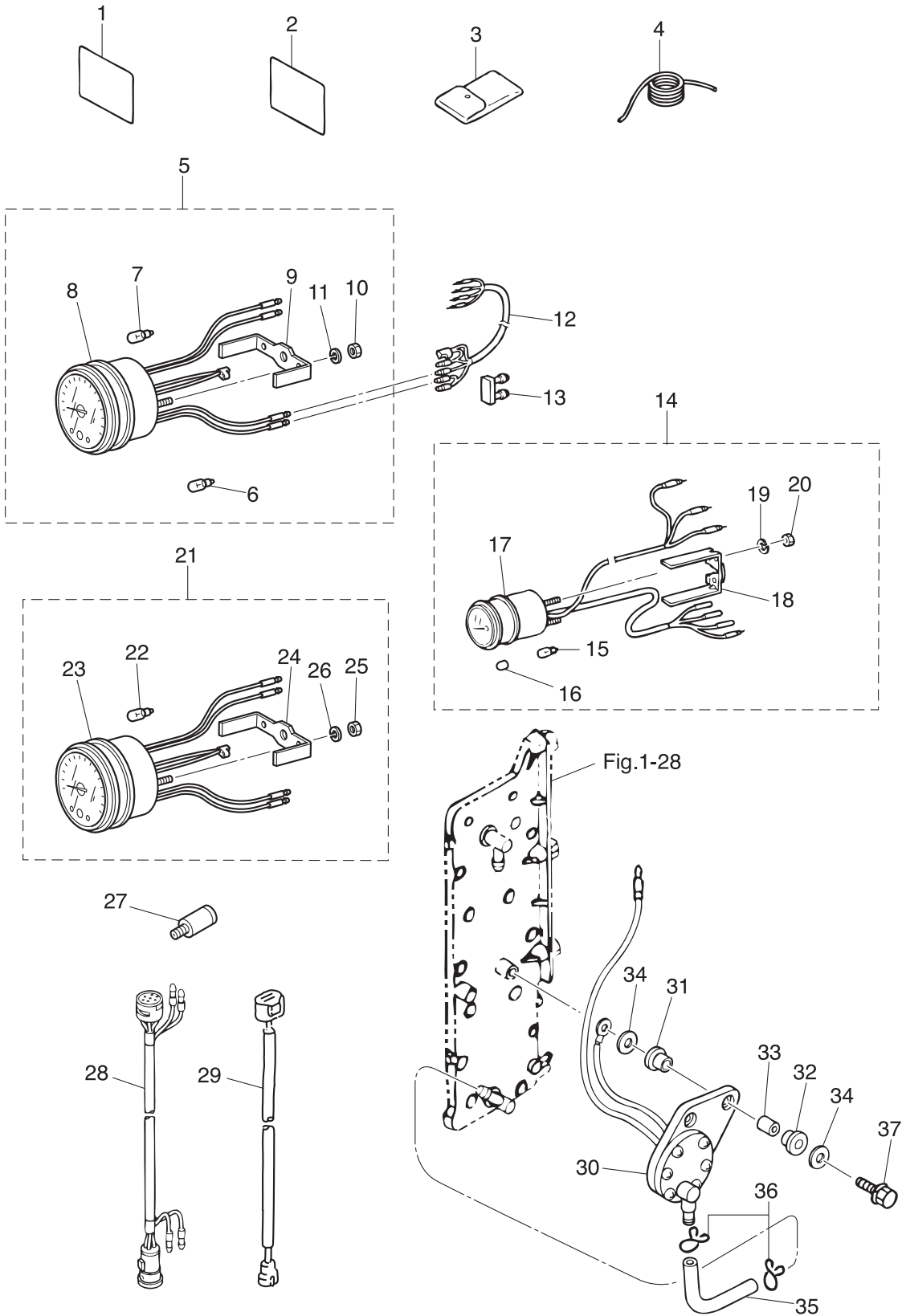
COMPONENT PARTS OF REMOTE CONTROL (ELECTRIC PARTS)



Ref.No.	Part No.	Description	Q'ty		Remarks
			M60C	M70C	
27-1	3A3-76086-1	NEUTRAL SWITCH (REMOTE CONT)	1	1	
27-2	921503-0315	SCREW	2	2	
27-3	3C8-76171-0	OVERHEAT BUZZER	1	1	
27-4	3A3-84398-0	BAND	2	2	
27-5	3A3-76115-1	CORD ASSY L=6200	1	1	
27-6	3A3-06830-0	STOP SWITCH ASSY	1	1	
27-7	353-06821-0	* STOP SWITCH LANYARD ASSY	1	1	
27-8	353-76020-3	MAIN SWITCH ASSY	1	1	
27-9	1 3F3-76217-0	* MAIN SWITCH KEY No.301	A	A	
27-9	2 3F3-76218-0	* MAIN SWITCH KEY No.302	A	A	
27-9	3 3F3-76219-0	* MAIN SWITCH KEY No.303	A	A	
27-10	3A3-72560-0	PTT SWITCH ASSY	1	1	RC5A for EPTO Model
27-11	921503-0206	SCREW	2	2	RC5A for EPTO Model
27-12	3A3-72591-0	PTT SWITCH COVER	1	1	RC5A for EPTO Model
27-13	3N5-84336-0	SHIFT POSITION DECAL	1	1	
27-14	3N5-84465-0	SHIFT POSITION SIDE DECAL	1	1	
27-15	3N5-84331-0	DECAL (LEVER)	1	1	
27-16	3N5-84333-0	DECAL (TOHATSU)	1	1	
27-17	353-72546-0	ASSIST CORD (RED) L=200	1	1	

Fig. 28

ACCESSORIES



Ref.No.	Part No.	Description	Q'ty		Remarks
			M/60C	M/70C	
28-1	3F5-72050-0	BUZZER CAUTION DECAL		1	for MFG
28-2	3B7-72043-0	OIL CAUTION DECAL	1	1	for EF/EP Type
28-3	3C8-72100-1	TOOL KIT	1	1	
28-4	3B7-72201-0	SAFETY ROPE ϕ 6-1600	1	1	
28-5	3N8-72640-1	TACHOMETER W/OIL LAMP	1	1	for EF/EP Type
28-6	3B7-72658-0	* OIL BULB 12V-1.7W	1	1	for EF/EP Type
28-7	3B7-72659-0	* METER BULB 12V-1.8W	1	1	
28-8	3B7-72656-0	* METER DAMPER	1	1	
28-9	3B7-72661-0	* FITTING PLATE	1	1	
28-10	930103-0500	* NUT	2	2	
28-11	941303-0500	* SPRING WASHER	2	2	
28-12	3A3-72537-1	METER LEAD WIRE L=2000	1	1	for EP Type
28-13	353-76037-0	CABLE TERMINAL PLUG	1	1	for EP Type
28-14	3T1-72571-0	TRIM METER ASSY	1	1	for EPTO Model
28-15	3T1-72659-0	* METER BULB 12V-1.7W	1	1	
28-16	3T1-72653-0	* METER BULB CAP	1	1	
28-17	3B7-72655-0	* METER DAMPER	1	1	
28-18	3T1-72665-0	* FITTING PLATE	1	1	
28-19	941303-0400	* SPRING WASHER	2	2	
28-20	930203-0400	* NUT	2	2	
28-21	3B7-72530-2	TACHOMETER ASSY		1	OPT for MFG
28-22	3B7-72659-0	* METER BULB 12V-1.8W		1	
28-23	3B7-72656-0	* METER DAMPER		1	
28-24	3B7-72661-0	* FITTING PLATE		1	
28-25	930103-0500	* NUT		2	
28-26	941303-0500	* SPRING WASHER		2	
28-27	3B7-60007-0	FLUSHING PLUG	1	1	
28-28	3A3-76114-0	EXTENSION CORD L=2000	1	1	10P
28-29	3Z4-72573-0	EXTENSION CORD (TRIM SENSOR) L=2000	1	1	for EPTO Model

Fig. 28

ACCESSORIES

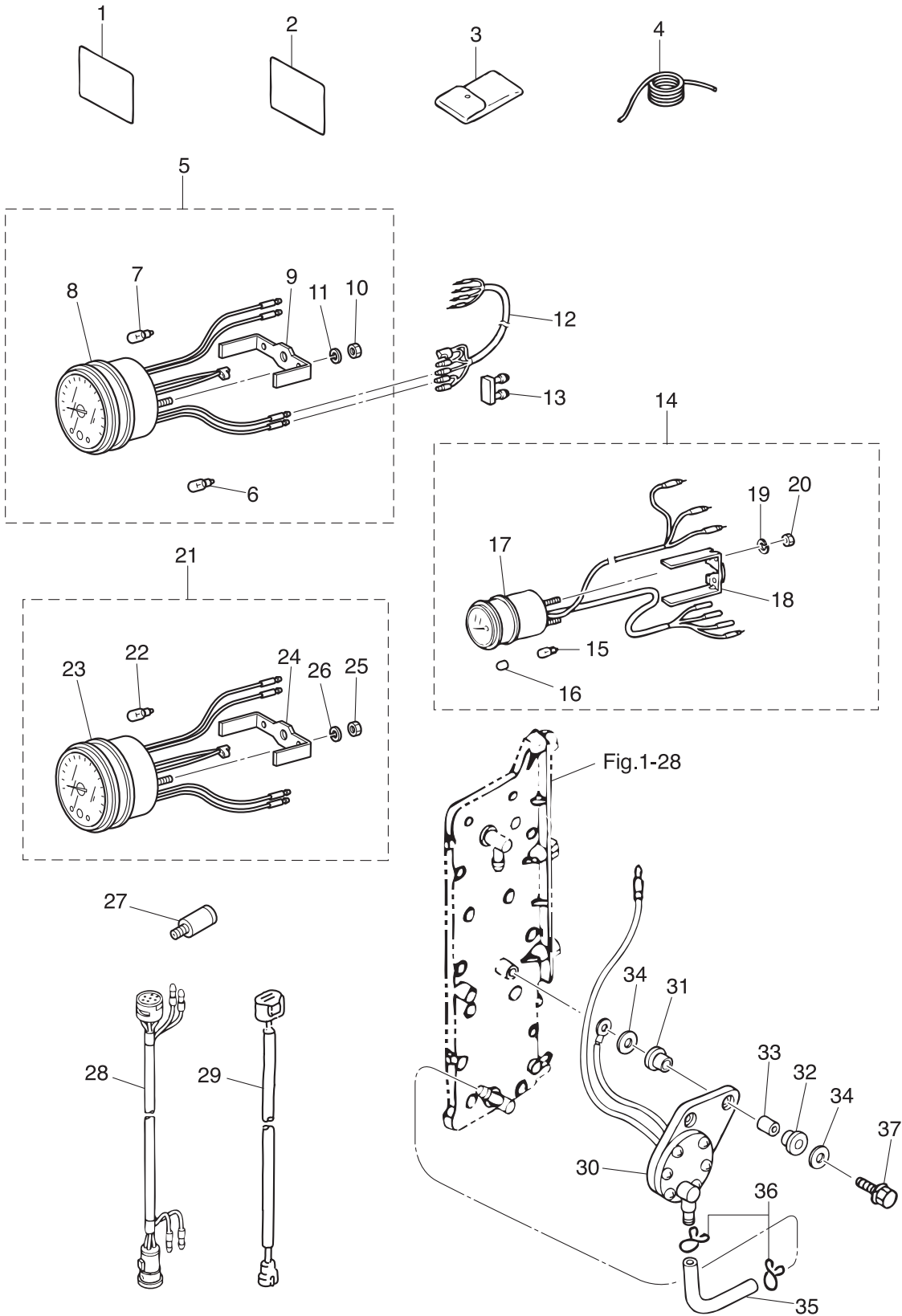
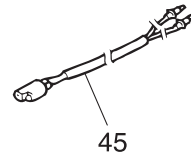
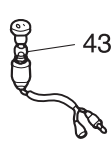
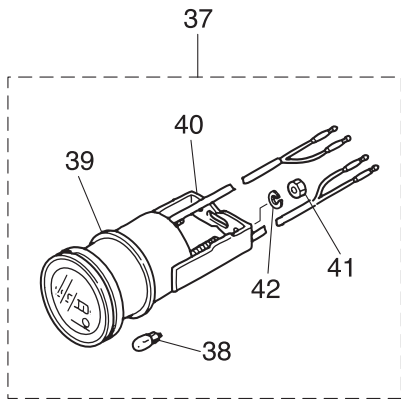
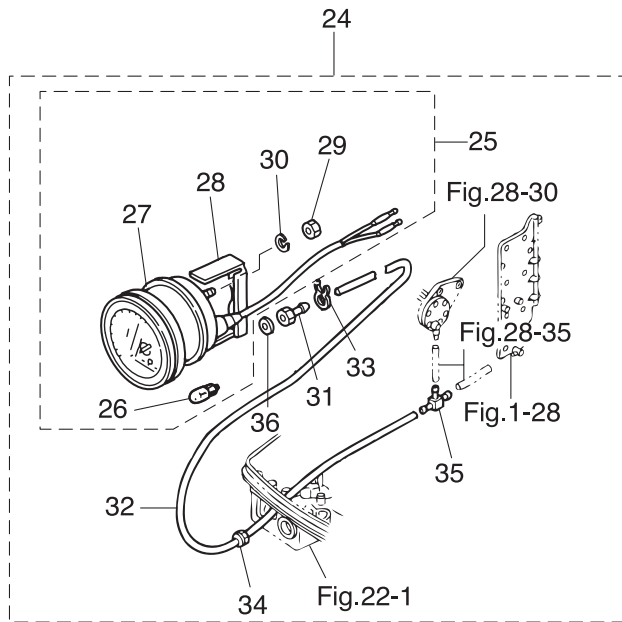
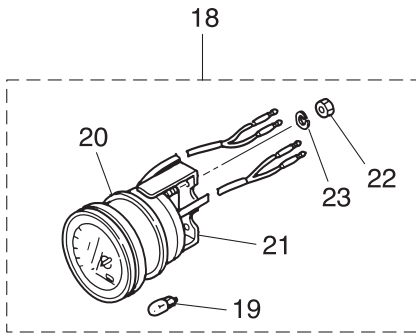
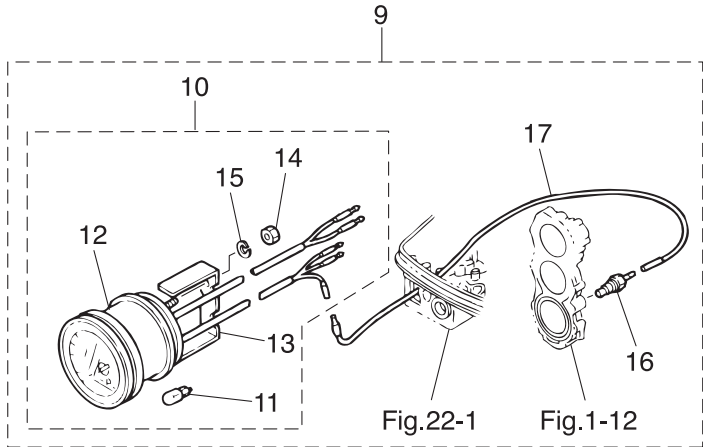
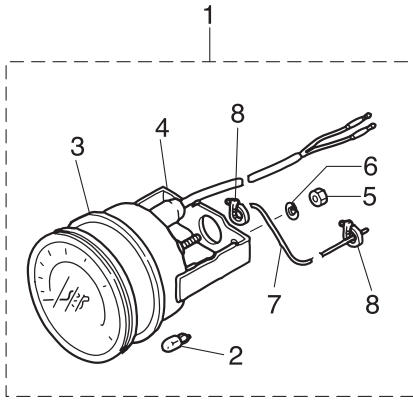


Fig. 29

OPTIONAL PARTS (1)



Ref.No.	Part No.	Description	Q'ty		Remarks	
			M60C	M70C		
29-1	1	3E0-72649-0	SPEEDOMETER ASSY (75MPH)	1	1	
29-1	2	3E0-72648-0	SPEEDOMETER ASSY (50MPH)	1	1	
29-2		3B7-72659-0	* METER BULB 12V-1.8W	1	1	
29-3		3B7-72656-0	* METER DAMPER	1	1	
29-4		3B7-72661-0	* FITTING PLATE	1	1	
29-5		930203-0500	* NUT	2	2	
29-6		941303-0500	* SPRING WASHER	2	2	
29-7		3B7-72650-0	* SPEEDOMETER TUBE L=6000	1	1	
29-8		3B7-72651-0	* SPEEDOMETER BAND	2	2	
29-9		3E0-72526-0	WATER TEMPERATURE METER KIT	1	1	
29-10		3E0-72597-0	* WATER TEMPERATURE METER ASSY	1	1	
29-11		3B7-72657-0	** METER BULB 12V-1.7W	1	1	
29-12		3B7-72655-0	** METER DAMPER	1	1	
29-13		3B7-72662-0	** FITTING PLATE	1	1	
29-14		930203-0400	** NUT	2	2	
29-15		941303-0400	** SPRING WASHER	2	2	
29-16		3B7-72514-0	* WATER TEMPERATURE SENSOR	1	1	
29-17		3B7-72518-0	* LEAD WIRE L=7700	1	1	
29-18		3E0-72529-0	VOLTMETER ASSY	1	1	
29-19		3B7-72657-0	* METER BULB 12V-1.7W	1	1	
29-20		3B7-72655-0	* METER DAMPER	1	1	
29-21		3B7-72662-0	* FITTING PLATE	1	1	
29-22		930203-0400	* NUT	2	2	
29-23		941303-0400	* SPRING WASHER	2	2	
29-24		3E0-72527-0	WATER PRESSURE METER KIT	1	1	
29-25		3E0-72598-0	* WATER PRESSURE METER ASSY	1	1	
29-26		3B7-72657-0	** METER BULB 12V-1.7W	1	1	
29-27		3B7-72655-0	** METER DAMPER	1	1	
29-28		3B7-72663-0	** FITTING PLATE	1	1	

Fig. 29

OPTIONAL PARTS (1)

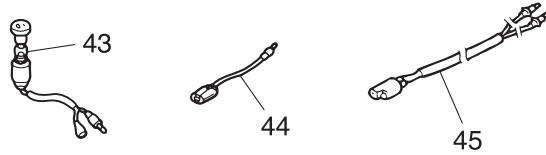
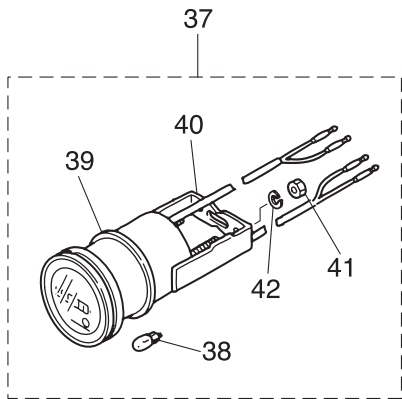
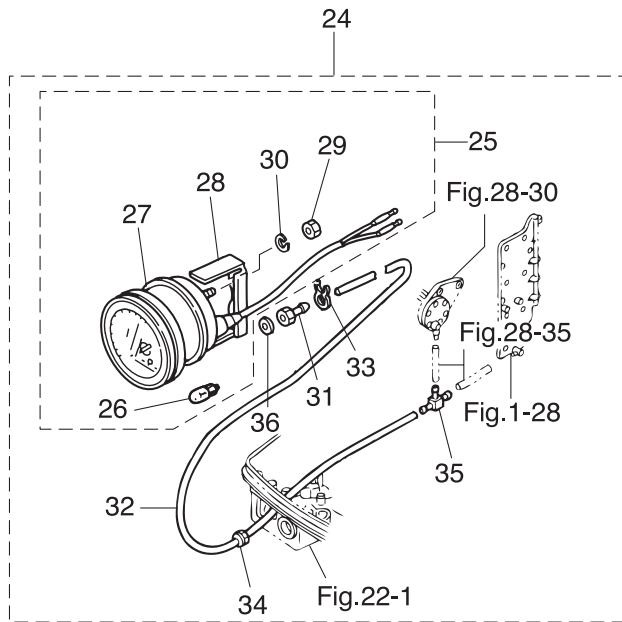
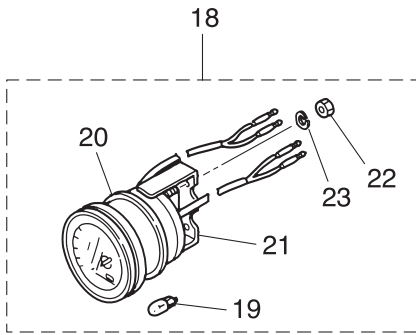
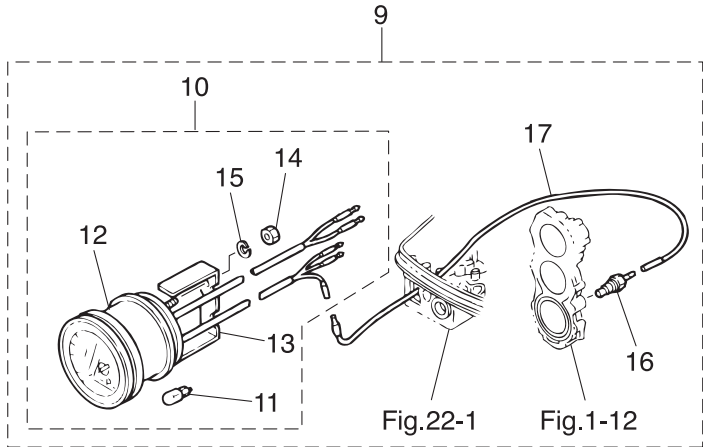
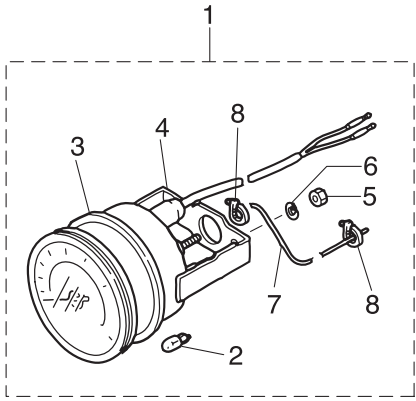
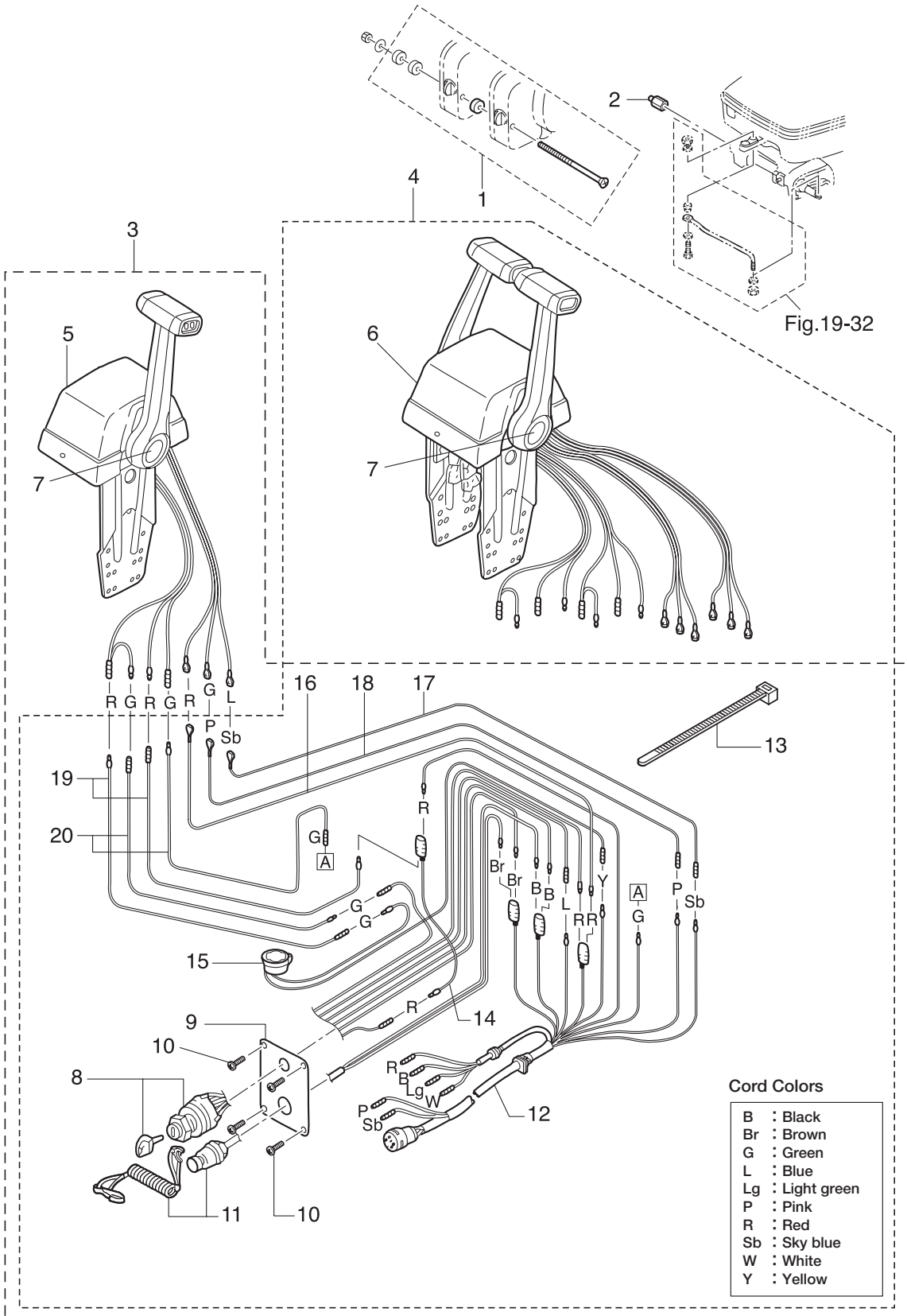
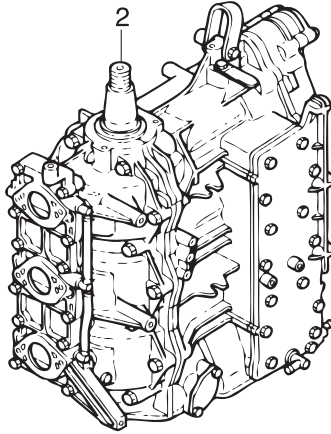
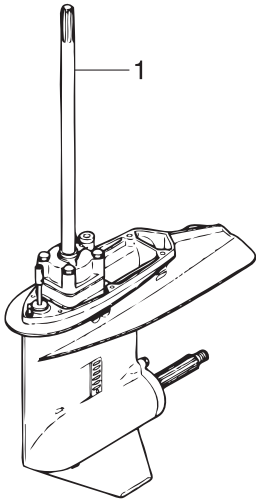


Fig. 30

OPTIONAL PARTS (2)





CARBURETOR REPAIR KIT

3

POWER HEAD GASKET SET

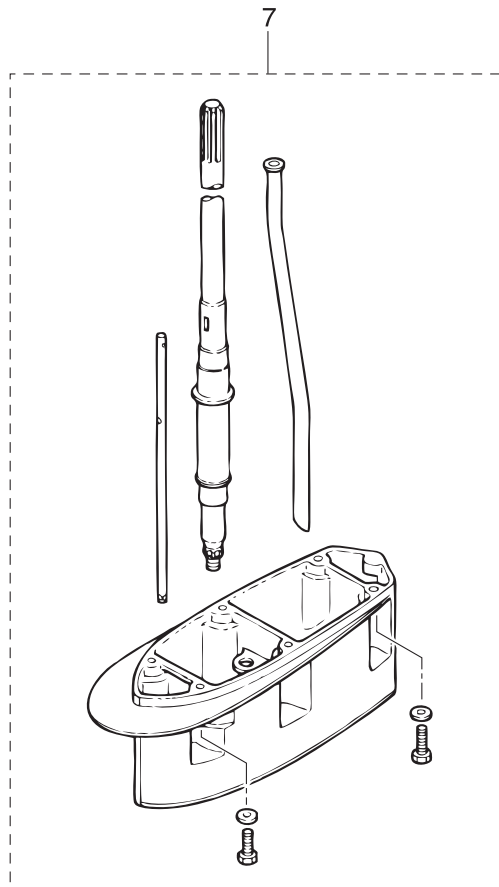
4

WATER PUMP KIT (CHROME PLATED)

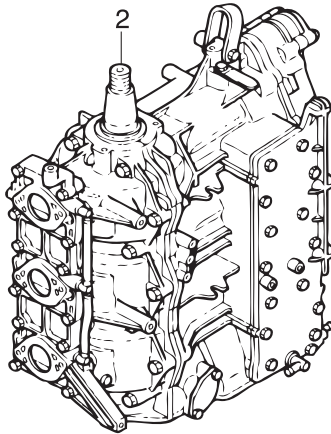
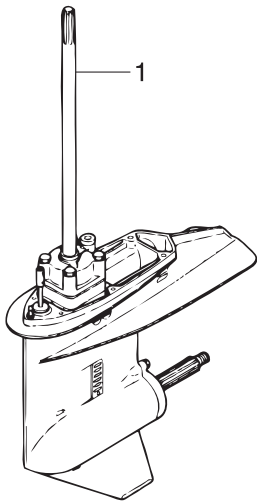
5

LOWER UNIT GASKET SET

6



Ref.No.	Part No.	Description	Q'ty		Remarks	
			M60C	M70C		
31-1	1	3N4Q87302-E	LOWER UNIT ASSY (L)	1	1	for Transom "L"
31-1	2	3N4Q87304-E	LOWER UNIT ASSY (UL)		1	for Transom "UL"
31-2		3F3B87090-9	ENGINE SHORT BLOCK KIT	1	1	
31-3	1	3F3-87122-1	CARBURETOR REPAIR KIT	1	1	
31-3	2	3F3-02012-0	* O-RING 1.9-38.8	3	3	
31-3	3	3F3-03222-0	* FLOAT CHAMBER O-RING	3	3	
31-3	4	922503-6414	* SCREW	12	12	
31-3	5	3F3-03231-0	* FLOAT	3	3	
31-3	6	3F3-03232-0	* FLOAT ARM PIN	3	3	
31-3	7	3B7-03240-0	* FLOAT VALVE	3	3	
31-3	8	344-03244-0	* CLIP	3	3	
31-3	9	3F3-03234-0	* SCREW	3	3	
31-3	10	346-03256-0	* RUBBER CAP	3	3	
31-3	11	3F3-03182-0	* CARBURETOR COVER GASKET	1	1	
31-3	12	336-03293-0	* O-RING	3	3	
31-3	13	334-03242-0	* VALVE PIN	3	3	
31-4	1	3F3-87121-9	POWER HEAD GASKET SET	1	1	
31-4	2	3F3-01005-1	* CYLINDER HEAD GASKET	1	1	
31-4	3	3F3-01024-2	* CYLINDER HEAD COVER GASKET	1	1	
31-4	4	353-01032-0	* THERMOSTAT CAP GASKET	1	1	
31-4	5	151-00053-0	* O-RING 2-66.5	1	1	Crankcase Head
31-4	6	126-00121-0	* OIL SEAL 30-45-8	1	1	Crankshaft (Lower)
31-4	7	3F3-01215-0	* OIL SEAL 16.8-28-8	1	1	Crankcase Head
31-4	8	3F3-02305-2	* EXHAUST COVER GASKET	2	2	
31-4	9	3C8-09082-2	* GASKET	1	1	for MFG
31-4	10	353-00108-0	* O-RING 2.4-44.7	1	1	Crankshaft (Upper)



CARBURETOR REPAIR KIT

3

POWER HEAD GASKET SET

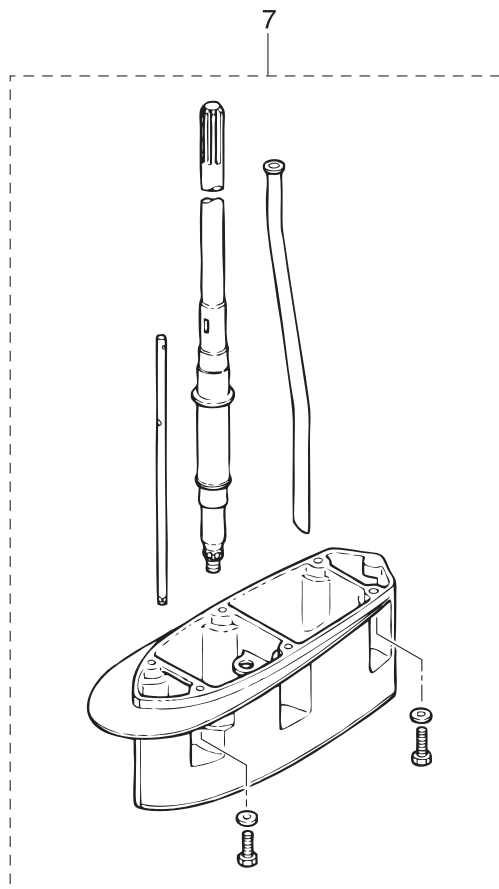
4

WATER PUMP KIT (CHROME PLATED)

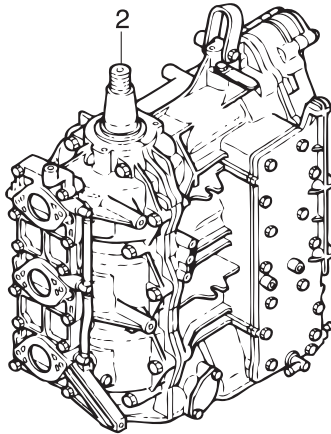
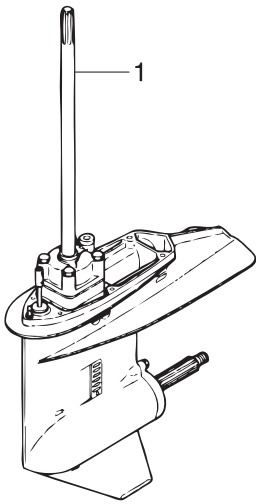
5

LOWER UNIT GASKET SET

6



Ref.No.	Part No.	Description	Q'ty		Remarks	
			M60C	M70C		
31-4	11	3F3-02104-2	* INTAKE MANIFOLD GASKET	3	3	
31-4	12	3F3-02418-0	* GASKET	1	1	
31-4	13	3F3-02012-0	* O-RING 1.9-38.8	3	3	Carburetor
31-4	14	3B7-09002-0	* O-RING 1.6-19.2	1	1	except MFG
31-4	15	346-04901-2	* GASKET	1	1	
31-4	16	3B7-02235-0	* O-RING	2	2	except MFG Oil Filter
31-4	17	3B7-02236-0	* O-RING	2	2	except MFG Oil Filter
31-4	18	151-33159-0	* GASKET 6.2-11-1	3	3	Ignition Coil
31-4	19	3C8-71016-0	* GASKET 36-52-2	1	1	Oil Filler Cap
31-4	20	3F3-01303-4	* ENGINE BASEMENT GASKET	1	1	
31-5	1	3F3-65231-2	WATER PUMP KIT (CHROME PLATED)	1	1	
31-5	2	3B7-65021-2	* WATER PUMP IMPELLER	1	1	
31-5	3	3B7-65238-0	* PUMP CASE LINER	1	1	Chrome Plated
31-5	4	3B7-65018-0	* PUMP CASE GASKET	1	1	
31-5	5	3F3-65239-2	* WATER PUMP GUIDE PLATE	1	1	Chrome Plated
31-5	6	3B7-65029-0	* GUIDE PLATE GASKET	1	1	
31-6	1	3N4-87321-2	LOWER UNIT GASKET SET	1	1	
31-6	2	3F3-61012-2	* DRIVE SHAFT HOUSING GASKET	1	1	
31-6	3	3F3-02312-2	* EXHAUST PIPE GASKET	1	1	
31-6	4	3F3-61181-2	* EXHAUST HOUSING GASKET	1	1	
31-6	5	332-60006-0	* GASKET 8.1-15-1	2	2	Oil Plug
31-6	6	3B7-60016-1	* GASKET 10.1-15-1	1	1	Water Plug
31-6	7	3B7-65018-0	* PUMP CASE GASKET	1	1	
31-6	8	3B7-65029-0	* GUIDE PLATE GASKET	1	1	
31-6	9	3C7-60223-1	* OIL SEAL 22-42-7	2	2	Pump Case (Lower)
31-6	10	3B7-65015-0	* O-RING 3.1-54.4	1	1	Pump Case (Lower)
31-6	11	345-66021-0	* O-RING 1.9-6.8	2	2	Cam Rod



CARBURETOR REPAIR KIT

3

POWER HEAD GASKET SET

4

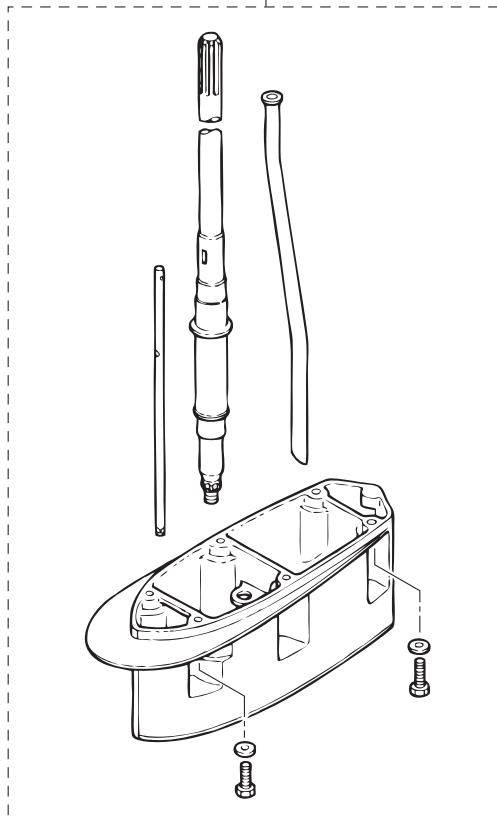
WATER PUMP KIT (CHROME PLATED)

5

LOWER UNIT GASKET SET

6

7



INDEX

<A>			
ADJUST SCREW	26-27	BOLT	11-17
ADVANCER ARM	6-14	BOLT	11-23
ADVANCER LEVER	6-6	BOLT	11-26
AIR VENT BOLT	12-3	BOLT	12-31
ALTERNATOR ASSY	8-8	BOLT	13-3
ANODE	1-10	BOLT	13-6
ANODE	16-48	BOLT	13-20
ANODE	16-68	BOLT	14-40
APRON	13-22	BOLT	14-54
ARMATURE ASSY	17-3	BOLT	16-9
ASSIST CORD (BLK) L=200	29-44-2	BOLT	16-14
ASSIST CORD (BLU) L=200	29-44-1	BOLT	16-15
ASSIST CORD (RED) L=200	11-14	BOLT	16-28
ASSIST CORD (RED) L=200	27-17	BOLT	16-30
ASSIST CORD (RED) L=200	29-44-3	BOLT	16-33
ASSIST CORD (RED) L=200	30-14	BOLT	16-44
		BOLT	16-49
BACK-UP RING	17-17	BOLT	16-65
BACK-UP RING	17-24	BOLT	16-69
BACK-UP RING	17-27	BOLT	16-73
BALL	15-22	BOLT	16-76
BALL	17-42	BOLT	17-9
BALL BEARING 6208	15-6	BOLT	17-37
BALL JOINT	6-3	BOLT	17-38
BALL JOINT	8-20	BOLT	17-39
BALL JOINT CONNECTOR	3-17	BOLT	18-6
BALL JOINT CONNECTOR	3-18	BOLT	19-8
BALL JOINT CONNECTOR	6-9	BOLT	19-11
BALL JOINT CONNECTOR	6-12	BOLT	19-22
BALL JOINT CONNECTOR	12-10	BOLT	19-23
BAND	8-13	BOLT	19-29
BAND	27-4	BOLT	20-3
BAND 100	14-63	BOLT	21-11
BAND 200	30-13	BOLT	21-18
BAND100	16-71	BOLT	21-22
BATTERY CABLE L=3000	10-21	BOLT	21-26
BEVEL GEAR ASSY (A)	15-9	BOLT	22-17
BEVEL GEAR B	14-23	BOLT	22-24
BEVEL GEAR C	15-11	BOLT	22-31
BOLT	1-7	BOLT	22-35
BOLT	1-11	BOLT	22-39
BOLT	1-15	BOLT	22-42
BOLT	1-16	BOLT	22-53
BOLT	1-22	BOLT	22-56
BOLT	1-23	BOLT	22-60
BOLT	1-26	BOLT	22-65
BOLT	1-31	BOLT	23-14
BOLT	1-34	BOLT	23-18
BOLT	1-35	BOLT	23-23
BOLT	1-42	BOLT	23-26
BOLT	1-52	BOLT	23-44
BOLT	1-55	BOLT	23-54
BOLT	1-59	BOLT	23-60
BOLT	1-63	BOLT	24-17
BOLT	1-69	BOLT	24-20
BOLT	3-8	BOLT	24-24
BOLT	3-26	BOLT	26-12
BOLT	6-15	BOLT	26-33
BOLT	6-20	BOLT	28-37
BOLT	6-23	BOLT 10-40	13-16
BOLT	6-29	BOLT 10-40	14-56
BOLT	7-14	BOLT 10-40	31-7-5
BOLT	7-29	BOLT 10-60	1-6
BOLT	7-33	BOLT 10-P1.25	19-27
BOLT	7-37	BOLT 12-105 P1.25	16-86
BOLT	7-39	BOLT 12-20 P1.75	16-77
BOLT	8-24	BOLT 3/8-50	16-58
BOLT	8-26	BOLT 3/8-55	19-34
BOLT	9-6	BOLT 5-16	3-11
BOLT	9-12	BOLT 6-35	18-15
BOLT	9-14	BOLT 7/16-115	16-24
BOLT	9-24	BOLT 8-100	13-10
BOLT	9-39	BOLT 8-105	21-19
BOLT	9-43	BOLT 8-25	16-40
BOLT	10-12	BOLT 8-35	13-14
BOLT	10-15	BOLT 8-35	14-55
BOLT	10-19	BOLT 8-35	31-7-3
BOLT	10-22	BOTTOM COWL	22-1
		BRACKET	1-54
		BRACKET	1-58
		BRACKET	3-7
		BRACKET	7-32
		BRACKET	9-8
		BRACKET	9-38
		BRACKET	10-16
		BREAKER	17-7
		BRUSH	17-6
		BRUSH HOLDER ASSY	10-4
		BRUSH SPRING	17-8
		BUSHING	7-9
		BUSHING	10-6
		BUSHING	10-7
		BUSHING	26-2
		BUSHING	26-10
		BUSHING	26-47
		BUSHING 10.2-12-29.5	23-22
		BUSHING 10-10.9-11	23-48
		BUSHING 12.2-16-46	20-14
		BUSHING 12-14-15.5	6-17
		BUSHING 12-14-15.5	23-47
		BUSHING 18-20-20.5	16-67
		BUSHING 18-20-20.5	18-9
		BUSHING 18-24-17	18-7
		BUSHING 18-24-19	16-66
		BUSHING 22.5-25.4-27	19-3
		BUSHING 22-25.4-23.5	16-82
		BUSHING 22-25.4-23.5	18-13
		BUSHING 25.6-28.6-40	16-5
		BUSHING 30-36-41	19-15
		BUSHING 32-40-45	16-17
		BUSHING 6.2-16-5	22-47
		BUSHING 8.4-10-11	21-9
		BUSHING 8-20-20.8	12-6
		BUZZER CAUTION DECAL	28-1
		<C>	
		CABLE HOLDER	7-25
		CABLE JOINT	6-26
		CABLE JOINT	23-32
		CABLE JOINT	23-38
		CABLE TERMINAL	26-29
		CABLE TERMINAL PLUG	8-18
		CABLE TERMINAL PLUG	11-25
		CABLE TERMINAL PLUG	21-32
		CABLE TERMINAL PLUG	26-49
		CABLE TERMINAL PLUG	28-13
		CAM ROD (L)	14-46-1
		CAM ROD (UL)	14-46-2
		CAM ROD (UL)	31-7-9
		CAM ROD BUSHING	14-48
		CAP	17-35
		CAP HOOK	12-15
		CAP NUT	16-6
		CAP NUT	19-4
		CARBURETOR ASSY	4-1-1
		CARBURETOR ASSY	4-1-2
		CARBURETOR ASSY (SECOND)	4-2
		CARBURETOR ASSY (THIRD)	4-3
		CARBURETOR COVER	4-21
		CARBURETOR COVER GASKET	4-22
		CARBURETOR COVER GASKET	31-3-11
		CARBURETOR REPAIR KIT	31-3-1
		CAUTION DECAL (A)	24-28
		CAUTION DECAL (B)	9-3
		CAUTION DECAL (C)	8-30
		CD UNIT	9-18
		CD UNIT	9-37
		CD UNIT BAND	9-19
		CHECK VALVE	1-46
		CHECK VALVE	5-10
		CHECK VALVE COMPLETE	5-28
		CHOKE DECAL	3-15
		CHOKE LEVER	22-49
		CHOKE LEVER BRACKET	22-52
		CHOKE ROD	3-22
		CHOKE ROD	22-44
		CHOKE ROD 3-67.5	22-51
		CHOKE ROD 3-97	3-21
		CHOKE ROD BUSHING	22-46

CHOKE SOLENOID	11-1	CYLINDER HEAD COVER	1-14	FITTING PLATE	29-13
CHOKE SOLENOID BRACKET.....	11-4	CYLINDER HEAD COVER GASKET	1-13	FITTING PLATE	29-21
CHOKE SOLENOID HOOK	11-5	CYLINDER HEAD COVER GASKET	31-4-3	FITTING PLATE	29-28
CLAMP	8-11	CYLINDER HEAD GASKET	1-25	FITTING PLATE	29-40
CLAMP	22-41	CYLINDER HEAD GASKET.....	31-4-2	FLOAT	4-7
CLAMP	25-5	CYLINDER PIN (LOWER)	16-79	FLOAT	31-3-5
CLAMP	25-11	CYLINDER PIN (LOWER)	18-10	FLOAT ARM PIN	4-8
CLAMP 6.5-11L	1-62	CYLINDER PIN (UPPER)	16-63	FLOAT ARM PIN	31-3-6
CLAMP 6.5-14L	16-83	CYLINDER PIN (UPPER)	18-4	FLOAT CHAMBER	4-4
CLAMP 6.5-47.5P	1-51	<D>		FLOAT CHAMBER O-RING	4-5
CLAMP 6.5-47.5P	9-16	DAMPER	9-40	FLOAT CHAMBER O-RING	31-3-3
CLAMP 6.5-47.5P	16-75	DAMPER	10-17	FLOAT VALVE	4-9
CLAMP 6.5-47.5P	17-47	DAMPER (LOWER)	16-41	FLOAT VALVE	31-3-7
CLAMP 6.5-47.5P	21-30	DAMPER (UPPER)	16-29	FLUSHING PLUG	28-27
CLAMP 6.5-47.5P	22-36	DAMPER 21-36-5	16-25	FLYWHEEL W/RING	8-2
CLAMP 7-80P	9-17	DAMPER 21-36-5	16-35	FLYWHEEL W/RING GEAR	8-1
CLAMP 9-12U	22-38	DECAL (LEVER)	27-15	FORWARD THRUST WASHER	15-28
CLAMP BRACKET (L)	16-43	DECAL (TOHATSU)	27-16	FREE PISTON	17-22
CLAMP BRACKET (L)	18-2	DECAL (TOHATSU)	30-7	FREE THROTTLE DRUM	26-46
CLAMP BRACKET (L)	19-25	DECAL (TOHATSU)	30-7	FREE THROTTLE LEVER	26-14
CLAMP BRACKET (R)	16-42	DECAL SET (M60C)	24-29-1	FREE THROTTLE ROLLER	26-20
CLAMP BRACKET (R)	18-1	DECAL SET (M70C)	24-29-2	FREE THROTTLE SPRING	26-22
CLAMP BRACKET (R)	19-24	DETENT RETAINER	26-16	FRICTION PIECE	19-14
CLAMP SCREW	19-39	DETENT ROLLER	26-13	FRICTION PIECE	21-10
CLAMP SCREW KIT	19-38	DETENT SPRING	26-18	FRICTION PLATE	7-8
CLAMP SCREW PAD	19-40	DIAPHRAGM GASKET	5-9	FRICTION SPRING	7-6
CLIP	4-10	DIAPHRAGM GASKET SET	5-13	FRICTION SPRING	19-7
CLIP	22-63	DOWEL PIN	1-4	FUEL COCK ROD HOSE	9-41
CLIP	31-3-8	DOWEL PIN 4-10	14-39	FUEL CONNECTOR	25-9
CLIP φ 10	3-4	DOWEL PIN 6-12	1-3	FUEL CONNECTOR	25-10
CLIP φ 10	5-25-1	DOWEL PIN 6-12	13-4	FUEL CONNECTOR (MALE)	5-29
CLIP φ 10	5-25-2	DRAG LINK ASSY	16-56	FUEL CONNECTOR MARK	25-8
CLIP φ 10	22-22	DRAG LINK ASSY	19-32	FUEL FILTER ASSY	5-1
CLIP φ 10	28-36	DRAG LINK SPACER	30-2	FUEL GAUGE VENT CAP ASSY (25L)	25-16
CLIP φ 10	29-33	DRAIN SCREW	4-18	FUEL PUMP ASSY	5-5
CLIP φ 12	1-50	DRIVE GEAR	26-30	FUEL TANK ASSY 25L	25-12
CLIP φ 7	1-48	DRIVE SHAFT (L)	14-26-1	FUSE WIRE ASSY L=450	9-31
CLIP φ 8	1-47	DRIVE SHAFT (UL)	14-26-2	FUSE WIRE ASSY L=900 20A	9-32
CLIP φ 8.5	12-30	DRIVE SHAFT (UL)	31-7-7	<G>	
CLIP φ 9.4	12-29	DRIVE SHAFT HOUSING (L)	13-9	GAS SHOCK ABSORBER	18-3
CLUTCH	15-16	DRIVE SHAFT HOUSING GASKET	13-12	GASKET	1-41
CLUTCH CAM	14-45	DRIVE SHAFT HOUSING GASKET	31-6-2	GASKET	3-13
CLUTCH DECAL	22-62	DRIVE SHAFT SPRING	14-28	GASKET	5-26
COIL PLATE ASSY W/ALTERNATOR	8-3	DRIVE SHAFT SPRING GUIDE	14-44	GASKET	22-33
COLLAR	7-31	<E>		GASKET	31-4-9
COLLAR 10.2-12-12	16-54	ENGINE BASEMENT	13-1	GASKET	31-4-12
COLLAR 10.2-12-12	21-23	ENGINE BASEMENT GASKET	1-64	GASKET	31-4-15
COLLAR 18-20-4.5	14-68	ENGINE BASEMENT GASKET	31-4-20	GASKET 10.1-15-1	14-22
COLLAR 6.2-9-9.3	9-13	ENGINE BASEMENT SEAL L=870	13-2	GASKET 10.1-15-1	31-6-6
COLLAR 6.2-9-9.3	23-56	ENGINE SHORT BLOCK KIT	31-2	GASKET 10.2-16-0.5	5-31
COLLAR 6.2-9-9.3	23-62	E-RING d=4	20-29	GASKET 12.1-17-0.5	11-22
COLLAR 8.1-10.5-31.7	23-21	E-RING d=5	20-32	GASKET 2-8-1	29-36
COLLAR 8.4-12-17	6-19	E-RING d=6	26-25	GASKET 36-52-2	12-14
COLLAR 8.4-12-17	23-49	EXCITER COIL	8-6	GASKET 36-52-2	31-4-19
COLLAR 8.4-12-26.3	6-2	EXHAUST COVER (INNER)	1-29	GASKET 6.2-11-1	9-7
COLLAR 8-10-13	23-50	EXHAUST COVER ASSY	1-28	GASKET 6.2-11-1	31-4-18
COLLAR 9.1-16-10.8	8-27	EXHAUST COVER GASKET	1-30	GASKET 8.1-15-1	14-6
CONTROL HEAD ASSY (TOP-SINGLE)	30-3	EXHAUST COVER GASKET	31-4-8	GASKET 8.1-15-1	31-6-5
CONTROL HEAD ASSY (TOP-TWIN)	30-4	EXHAUST HOUSING	13-18	GEAR CASE ASSY	14-1
CONTROL LEVER	26-43	EXHAUST HOUSING GASKET	13-21	GEAR CASE PLATE	14-11
CORD ASSY	11-24	EXHAUST HOUSING GASKET	31-6-4	GEAR CASE PLATE PLUG	14-13
CORD ASSY L=2500	11-20	EXHAUST PIPE	13-5	GREASE FITTING	16-2
CORD ASSY L=6200	27-5	EXHAUST PIPE GASKET	13-8	GREASE FITTING	16-10
CORD ASSY L=6200	30-12	EXHAUST PIPE GASKET	31-6-3	GREASE FITTING	19-9
COUPLING	17-12	EXTENSION CORD (TRIM SENSOR) L=2000	28-29	GRIP	21-5
COVER	1-40	EXTENSION CORD (TRIM SENSOR) L=6000	16-72	GRIP	26-42
COVER	9-34	EXTENSION CORD L=2000	28-28	GROMMET	13-19
COVER	11-12	EXTENSION HOUSING	13-13	GROMMET	13-24
COVER HOOK	22-16	EXTENSION HOUSING	31-7-2	GROMMET	22-4
COVER HOOK	24-16	EXTENSION HOUSING KIT (UL)	31-7-1	GROMMET	22-5
COVER STAY (FRONT)	22-23	<F>		GROMMET	22-6
CRANKCASE HEAD	1-65	FILLER LID	24-21	GROMMET	22-7
CRANKSHAFT SUB-ASSY	2-1	FILLER LID HINGE	24-22	GROMMET	22-9
C-RING	7-13	FILTER	5-4	GROMMET	22-37
C-RING	17-18	FILTER	12-21	GROMMET	26-34
C-RING d=22	16-81	FILTER	17-11	GROMMET 16-2.5	29-34
C-RING d=22	18-12	FILTER	17-32	GROMMET 17-2.7	21-3
C-RING d=30	2-6	FILTER	17-46	GROMMET 17-2.7	22-8
C-RING d=32	16-19	FILTER	25-15	GROMMET 17-3	22-10
CUP	5-2	FITTING PLATE	28-9	GROMMET 25-5	1-53
CUP	12-19	FITTING PLATE	28-18	GROUND CABLE L=270	9-44
CYL BLOCK & CRANKCASE ASSY	1-1	FITTING PLATE	28-24	GROUND L=110	16-12
CYLINDER HEAD	1-12	FITTING PLATE	29-4	GROUND L=110	19-10

GROUND L=110	19-20	METER BULB 12V-1.7W	29-11	NUT 18-P1.5	8-15
GROUND L=110	19-21	METER BULB 12V-1.7W	29-19	NYLON NUT 10-P1.5	23-2
GROUND L=130	16-13	METER BULB 12V-1.7W	29-26	NYLON NUT 3/8-24UNF	16-59
GROUND L=210	16-11	METER BULB 12V-1.7W	29-38	NYLON NUT 3/8-24UNF	19-35
GUIDE PLATE	8-23	METER BULB 12V-1.8W	28-7	NYLON NUT 4-P0.7	14-71
GUIDE PLATE GASKET	14-43	METER BULB 12V-1.8W	28-22	NYLON NUT 4-P0.7	21-15
GUIDE PLATE GASKET	31-5-6	METER BULB 12V-1.8W	29-2	NYLON NUT 5-P0.8	13-27
GUIDE PLATE GASKET	31-6-8	METER BULB CAP	28-16	NYLON NUT 6-P1.0	22-55
<H>		METER DAMPER	28-8	NYLON NUT 7/8-14	16-4
HANGER	1-33	METER DAMPER	28-17	NYLON NUT 7/8-14	19-2
HOLDER	8-9	METER DAMPER	28-23	NYLON NUT 8-P1.25	14-9
HOLDER	23-4	METER DAMPER	29-3	NYLON NUT 8-P1.25	21-21
HOOK	20-33	METER DAMPER	29-12	<O>	
HOOK LEVER	22-11	METER DAMPER	29-20	OIL BULB 12V-1.7W	28-6
HOOK LEVER	24-12	METER DAMPER	29-27	OIL CAUTION DECAL	24-4
HOOK LEVER BUSHING	22-14	METER DAMPER	29-39	OIL CAUTION DECAL	28-2
HOOK LEVER BUSHING 12-14-12	24-14	METER LAMP SWITCH	29-43	OIL FILLER CAP	12-13
HOSE	1-43	METER LEAD WIRE L=2000	28-12	OIL FILTER ASSY	12-18
HOSE	1-44	MOTOR ASSY	17-1	OIL LEVEL SENSOR	12-17
HOSE	1-45	MOTOR BRACKET ASSY	17-5	OIL PUMP ASSY	12-1
HOSE	3-3	MOUNT 12-18-2.5	9-10	OIL PUMP BOLT	12-7
HOSE	5-16	MOUNT 12-18-2.5	22-2	OIL PUMP DRIVE GEAR	2-5
HOSE	5-17	MOUNT 8.5-14-2.5	12-34	OIL PUMP DRIVEN GEAR	12-5
HOSE	5-18	MOUNT 8.5-14-2.5	28-31	OIL PUMP ROD	12-9
HOSE	5-19	MOUNT BRACKET	16-22	OIL SEAL 16.8-28-8	1-68
HOSE	5-20	MOUNT BRACKET	19-18	OIL SEAL 16.8-28-8	31-4-7
HOSE	5-21	MOUNT HOLDING PLATE (LOWER)	16-39	OIL SEAL 22-42-7	14-36
HOSE	5-22	MOUNT HOLDING PLATE (UPPER)	16-27	OIL SEAL 22-42-7	31-6-9
HOSE	5-23	<N>		OIL SEAL 30-45-8	1-67
HOSE	14-20	NEUTRAL LOCK ARM	26-37	OIL SEAL 30-45-8	31-4-6
HOSE	14-61-1	NEUTRAL LOCK SPRING	26-38	OIL SEAL 30-50-12	15-5
HOSE	14-61-2	NEUTRAL SWITCH	22-28	OIL SEAL 30-50-12	31-6-14
HOSE	22-21	NEUTRAL SWITCH (REMOTE CONT)	27-1	OIL SEAL 36.5-46-8	2-9
HOSE	25-6	NEUTRAL SWITCH ACTUATOR	22-29	OIL TANK	12-12
HOSE	25-7	NEUTRAL SWITCH BRACKET	22-30	OIL TANK CAP CHECK VALVE	12-16
HOSE	28-35	NEUTRAL SWITCH CORD	30-19	ORIFICE	17-33
HOSE	29-32	NEUTRAL SWITCH CORD	30-20	ORIFICE	17-41
HOSE	29-37	NIPPLE	1-2	O-RING	4-19
<I>		NIPPLE	14-3	O-RING	5-3
IGNITION COIL ASSY W/LABEL	9-1	NIPPLE	14-15	O-RING	10-8
IGNITION COIL W/R-CAP	9-4	NIPPLE	22-20	O-RING	12-20
INTAKE MANIFOLD ASSY	3-1	NIPPLE 5.5-5	1-5	O-RING	12-22
INTAKE MANIFOLD GASKET	3-2	NIPPLE 6-1/8	14-59	O-RING	17-4
INTAKE MANIFOLD GASKET	31-4-11	NIPPLE 6-6	14-62	O-RING	17-15
INTAKE SILENCER	3-9	NUT	1-38	O-RING	17-16
INTAKE SILENCER COVER	3-12	NUT	3-19	O-RING	17-20
INTAKE SILENCER LOCK PLATE	3-10	NUT	5-12	O-RING	17-21
<J>		NUT	5-14	O-RING	17-23
JOINT ASSY (INLET)	25-2	NUT	5-30	O-RING	17-26
JOINT ASSY (OUTLET)	25-3	NUT	6-10	O-RING	17-29
<K>		NUT	6-13	O-RING	17-31
KEY	8-14	NUT	6-21	O-RING	17-36
KEY	14-30	NUT	6-31	O-RING	17-40
<L>		NUT	7-35	O-RING	17-44
LEAD WIRE BAND 100	9-45	NUT	9-25	O-RING	25-14
LEAD WIRE BAND 100	21-34	NUT	10-11	O-RING	31-3-12
LEAD WIRE L=7700	29-17	NUT	11-18	O-RING	31-4-16
LEVER	21-14	NUT	12-11	O-RING	31-4-17
LOCATING BRACKET	24-8	NUT	12-37	O-RING 1.5-2.5	3-25
LOCK PLATE	19-19	NUT	14-25	O-RING 1.6-19.2	12-2
LOWER UNIT ASSY (L)	31-1-1	NUT	18-17	O-RING 1.6-19.2	31-4-14
LOWER UNIT ASSY (UL)	31-1-2	NUT	20-5	O-RING 1.8-69.6	17-13
LOWER UNIT GASKET SET	31-6-1	NUT	20-10	O-RING 1.9-38.8	3-20
<M>		NUT	21-12	O-RING 1.9-38.8	31-3-2
MAIN BEARING	2-8	NUT	22-57	O-RING 1.9-38.8	31-4-13
MAIN BEARING 6306	2-3	NUT	23-8	O-RING 1.9-6.8	14-49
MAIN JET (#138)	4-13-1	NUT	23-42	O-RING 1.9-6.8	31-6-11
MAIN JET (#140)	4-13-2	NUT	24-10	O-RING 2.4-44.7	2-10
MAIN NOZZLE	4-12	NUT	24-25	O-RING 2.4-44.7	31-4-10
MAIN SWITCH ASSY	11-8	NUT	26-6	O-RING 2-66.5	1-66
MAIN SWITCH ASSY	27-8	NUT	26-32	O-RING 2-66.5	31-4-5
MAIN SWITCH ASSY	30-8	NUT	28-10	O-RING 3.1-54.4	14-38
MAIN SWITCH KEY No.301	11-9-1	NUT	28-20	O-RING 3.1-54.4	31-6-10
MAIN SWITCH KEY No.301	27-9-1	NUT	28-25	O-RING 3.1-94.4	15-7
MAIN SWITCH KEY No.302	11-9-2	NUT	29-5	O-RING 3.1-94.4	31-6-13
MAIN SWITCH KEY No.302	27-9-2	NUT	29-14	O-RING 3.5-27.7	14-50
MAIN SWITCH KEY No.303	11-9-3	NUT	29-22	O-RING 3.5-27.7	31-6-12
MAIN SWITCH KEY No.303	27-9-3	NUT	29-29	O-RING 3.5-29.7	19-16
MAIN SWITCH PANEL	11-10-1	NUT	29-41	O-RING 4.5-32	16-20
MAIN SWITCH PANEL	11-10-2	NUT 10-32UNF	23-30	O-RING 1.5-9.5	24-15
MAIN SWITCH PANEL	30-9	NUT 10-32UNF	23-37	OVERHEAT BUZZER	11-15
MANUAL VALVE	17-14	NUT 12-P1.25	16-89	OVERHEAT BUZZER	27-3
METER BULB 12V-1.7W	28-15	NUT 12-P1.5	16-37	OVERHEAT BUZZER	30-15

OVERHEAT SENSOR ASSY	11-7	PUMP COVER	5-6	SCREW	14-16
<P>		PUMP DIAPHRAGM	5-8	SCREW	14-19
PAD	13-23	PUSH ROD	15-20	SCREW	14-70
PARALLEL PIN	19-12	<Q>		SCREW	16-84
PICK-UP ELBOW ASSY (25L)	25-13	QUICK-CONNECTOR (MALE)	25-17	SCREW	21-4
PILOT SCREW	4-16	<R>		SCREW	21-6
PIN	15-17	RATCHET	7-4	SCREW	21-31
PIN	16-47	REAR HOUSING	26-35	SCREW	24-9
PIN	17-43	REAR PANEL	26-36	SCREW	26-3
PIN	19-31	RECOIL STARTER ASSY	7-1	SCREW	26-15
PIN	20-28	RECOIL STARTER ASSY	7-2	SCREW	26-17
PIN	23-7	RECTIFIER COMPLETE	9-20	SCREW	26-19
PIN	23-41	REED VALVE ASSY	3-5	SCREW	26-40
PINION ASSY	10-2	REEL ASSY	7-3	SCREW	27-2
PIPE	7-27	REMOTE CONT HEAD (TOP-SINGLE)	30-5	SCREW	27-11
PIPE	12-26	REMOTE CONT HEAD (TOP-TWIN)	30-6	SCREW	30-10
PIPE	12-27	REMOTE CONTROL HEAD ASSY (RC5A)	26-1-1	SCREW	31-3-4
PIPE	12-28	REMOTE CONTROL HEAD ASSY (RC5B)	26-1-2	SCREW	31-3-9
PIPE JOINT 4-4	5-24	RESERVE TANK	17-34	SEAL	13-25
PIPE JOINT 4-4	29-35	RETURN SPRING	7-7	SEAL L=263	24-27
PISTON	2-15-1	REVERSE LOCK	20-25	SEAL RING	16-21
PISTON (0.5 O/S)	2-15-2	REVERSE LOCK ARM	20-26	SEAL RING	16-61
PISTON PIN	2-16	REVERSE LOCK LEVER	18-14	SEAL RING	19-37
PISTON PIN CLIP	2-17	REVERSE LOCK LEVER	20-19	SEAL RING	24-13
PISTON REPAIR KIT	2-14-1	REVERSE LOCK LEVER (R)	20-7	SEAL RING 13.8-22-3.7	22-13
PISTON REPAIR KIT (0.5 O/S)	2-14-2	REVERSE LOCK LEVER GRIP	20-8	SEALING CAP	1-49
PISTON RING	2-12-1	REVERSE LOCK LEVER GRIP	20-20	SETTING RING	8-19
PISTON RING (0.5 O/S)	2-12-2	REVERSE LOCK LEVER SPRING	20-24	SHIFT ARM	23-31
PISTON RING (0.5 O/S)	2-13-2	REVERSE LOCK LINK	20-22	SHIFT ARM	23-40
PISTON RING SET	2-11-1	REVERSE LOCK PLATE	20-27	SHIFT GEAR ASSY	26-28
PISTON RING SET (0.5 O/S)	2-11-2	REVERSE LOCK ROD	20-30	SHIFT LEVER	23-11
PISTON ROD ASSY	17-19	REVERSE LOCK SPRING	20-31	SHIFT LEVER COMPLETE	23-10
PLATE	19-26	REVERSE LOCK SPRING (ARM)	20-34	SHIFT LEVER ROD	23-27
PLATE	26-48	RIGGING BOLT SET	16-85	SHIFT LEVER SHAFT	23-3
PLUG	1-24	RING GEAR COVER	8-29	SHIFT LEVER STOP BRACKET	23-12
PLUG	14-21	ROD 5-118	6-8	SHIFT LEVER STOPPER	9-42
PLUG	17-30	ROD 5-136	6-11	SHIFT LEVER STOPPER	23-13
PLUG 6-1/8	14-60	ROD GUIDE SUB-ASSY	17-28	SHIFT LEVER STOPPER	23-17
PLUG 8-8	14-5	ROD SNAP 3.5-2	20-23	SHIFT POSITION DECAL	27-13
PLUG CAP W/RESISTANCE	9-2	ROD SNAP 3.5-4	23-58	SHIFT POSITION SIDE DECAL	27-14
PLUG CAP W/RESISTANCE	9-5	ROD SNAP 3.5-4	23-64	SHIFT ROD (L)	23-9
PLUG CAP W/RESISTANCE	9-46	ROD SNAP 3-B	3-23	SHIFT ROD JOINT	14-51
PLUNGER	11-2	ROD SNAP 3-B	3-24	SHIFT ROD LEVER	23-1
POWER HEAD GASKET SET	31-4-1	ROD SNAP 3-B	22-50	SHIM 110-122-0.15	8-17-1
PRE-COATED BOLT 8-25	23-5	ROD SNAP 5-2.5	12-25	SHIM 110-122-0.2	8-17-2
PRE-COATED BOLT 8-30	15-8	ROD SNAP 5-3	6-7	SHIM 110-122-0.25	8-17-3
PRESSURE SWITCH ASSY	28-30	ROD SNAP 5-3	6-22	SHIM 35-41.9-0.5	14-37
PRIMER BULB	25-4	ROLLER	26-8	SHIM 42-50-0.1	15-14-2
PRIMER BULB ASSY	25-1	ROLLER BEARING 20-25-24	2-7	SHIM 42-50-0.15	15-14-1
PROPELLER ASSY (11")	15-26-2	ROLLER BEARING 25.4-33.3-31.8	14-4	SHIM 47-57-0.1	15-13-2
PROPELLER ASSY (13")	15-26-3	ROLLER BEARING 25-32-26	15-10	SHIM 47-57-0.15	15-13-1
PROPELLER ASSY (15")	15-26-4	ROLLER BEARING 30-40-30	15-4	SHIM 52-60.5-0.1	14-24-3
PROPELLER ASSY (17")	15-26-5	ROLLER RETAINER	26-21	SHIM 52-60.5-0.15	14-24-2
PROPELLER ASSY (19")	15-26-6	ROPE ANCHOR	7-17	SHIM 52-60.5-0.3	14-24-1
PROPELLER ASSY (21")	15-26-7	ROPE GUIDE	7-18	SHOULDER BOLT	19-41
PROPELLER ASSY (9")	15-26-1	RUBBER CAP	4-15	SLIDING PLATE	7-11
PROPELLER HUB KIT	15-27	RUBBER CAP	31-3-10	SLIDING PLATE	7-12
PROPELLER NUT	15-23	RUBBER MOUNT (LOWER)	16-32	SLOW JET (#72)	4-14
PROPELLER SHAFT	15-15	RUBBER MOUNT (UPPER)	16-23	SNAP	15-18
PROPELLER SHAFT HOUSING	15-3	RUBBER MOUNT 8.5-12-2	9-9	SNAP PIN d=5	12-24
PROPELLER SHAFT HOUSING ASSY	15-2	RUBBER MOUNT 8.5-14-2.5	12-35	SNAP PIN d=8	6-28
PTT ASSY	16-62	RUBBER MOUNT 8.5-14-2.5	28-32	SNAP PIN d=8	23-34
PTT SOLENOID SWITCH (A)	9-26	RUBBER MOUNT 9-16-4.3	8-28	SNAP PIN d=8	23-39
PTT SOLENOID SWITCH (B)	9-27	RUBBER MOUNT 9-16-4.3	11-16	SNAP RETAINER d=5	8-22
PTT SWITCH ASSY	11-21	<S>		SOLENOID SWITCH CORD (A) L=220	9-29
PTT SWITCH ASSY	22-32	SAFETY ROPE ϕ 6-1600	28-4	SOLENOID SWITCH CORD (B) L=150	9-28
PTT SWITCH ASSY	27-10	SCREW	3-6	SPACER	16-57
PTT SWITCH ASSY BRACKET	22-34	SCREW	4-6	SPACER	19-33
PTT SWITCH CORD	30-16	SCREW	4-11	SPACER	22-45
PTT SWITCH CORD	30-17	SCREW	5-7	SPACER	26-4
PTT SWITCH CORD	30-18	SCREW	5-11	SPACER 6.2-9-15.7	9-23
PTT SWITCH COVER	27-12	SCREW	5-27	SPACER 6.2-9-15.7	12-36
PULSAR COIL & PLATE ASSY	8-4	SCREW	7-26	SPACER 6.2-9-15.7	28-33
PULSAR HOLDER	8-5	SCREW	8-7	SPACER 8.4-12-17	22-3
PUMP	17-10	SCREW	8-10	SPARE FUSE 20A	9-33
PUMP CASE (LOWER)	14-35	SCREW	8-12	SPARK PLUG (BR8HS10)	1-39
PUMP CASE GASKET	14-34	SCREW	8-25	SPARK PLUG DECAL (BR8HS10)	22-61
PUMP CASE GASKET	31-5-4	SCREW	9-21	SPEEDOMETER ASSY (50MPH)	29-1-2
PUMP CASE GASKET	31-6-7	SCREW	10-5	SPEEDOMETER ASSY (75MPH)	29-1-1
PUMP CASE LINER	14-32	SCREW	11-3	SPEEDOMETER BAND	29-8
PUMP CASE LINER	31-5-3	SCREW	11-13	SPEEDOMETER TUBE L=6000	29-7
PUMP CASE SUB-ASSY (UPPER)	14-31	SCREW	13-26	SPLIT PIN	7-23
		SCREW	14-12	SPLIT PIN 2-12	22-48

SPLIT PIN 2-12	23-29	SUB-WATER INLET PIPE	14-2	WASHER	7-10
SPLIT PIN 3-25	15-25	SWITCH BOX	11-11	WASHER	7-21
SPRING	4-17	SWIVEL BRACKET	19-6	WASHER	7-30
SPRING	4-24	SWIVEL BRACKET ASSY	16-8	WASHER	7-34
SPRING	6-5	SWIVEL BRACKET SHAFT ASSY	16-1	WASHER	7-38
SPRING	15-19	SWIVEL BRACKET SHAFT ASSY	19-1	WASHER	7-40
SPRING	20-9	<T>		WASHER	10-3
SPRING	24-23	TACHOMETER ASSY	28-21	WASHER	10-9
SPRING PIN 3.5-10	14-47	TACHOMETER LEAD WIRE L=6000	29-45	WASHER	10-14
SPRING PIN 3.5-16	14-52	TACHOMETER W/OIL LAMP	28-5	WASHER	12-4
SPRING PIN 3.5-16	14-65	TAPERED ROLLER BEARING 30209	15-1	WASHER	12-38
SPRING PIN 3.5-16	16-51	TAPERED ROLLER BEARING 32305	14-27	WASHER	13-7
SPRING PIN 3-12	11-6	TAPPING SCREW 5-30	3-14	WASHER	13-11
SPRING PIN 3-16	21-16	TAPPING SCREW 5-30	9-36	WASHER	13-15
SPRING RETAINER L=30.5	15-21	TERMINAL CAP	9-30	WASHER	13-17
SPRING WASHER	1-56	TERMINAL CAP	10-23	WASHER	14-41
SPRING WASHER	1-60	TERMINAL CAP	10-24	WASHER	14-57
SPRING WASHER	6-4	THERMOSTAT	1-19	WASHER	14-58
SPRING WASHER	6-25	THERMOSTAT CAP	1-20	WASHER	16-3
SPRING WASHER	8-21	THERMOSTAT CAP GASKET	1-21	WASHER	16-38
SPRING WASHER	10-10	THERMOSTAT CAP GASKET	31-4-4	WASHER	16-45
SPRING WASHER	10-13	THROTTLE ARM	26-23	WASHER	16-78
SPRING WASHER	11-19	THROTTLE CABLE HOLDER	21-17	WASHER	16-88
SPRING WASHER	12-8	THROTTLE CAM	6-1	WASHER	18-16
SPRING WASHER	12-33	THROTTLE DECAL	21-13	WASHER	20-4
SPRING WASHER	19-28	THROTTLE FRICTION ARM	26-24	WASHER	21-20
SPRING WASHER	21-27	THROTTLE LIMITER ARM	23-59	WASHER	22-25
SPRING WASHER	22-19	THROTTLE LIMITER ROD 3.5-63.5	23-63	WASHER	22-43
SPRING WASHER	22-58	THROTTLE ROD 5-77	3-16	WASHER	22-59
SPRING WASHER	22-64	THROTTLE SHAFT	21-7	WASHER	23-15
SPRING WASHER	23-16	THROTTLE SHAFT DAMPER	21-8	WASHER	23-19
SPRING WASHER	23-20	THROTTLE WIRE	21-24	WASHER	23-24
SPRING WASHER	23-25	THRUST PLATE	26-9	WASHER	23-28
SPRING WASHER	23-43	THRUST PLATE (UPPER)	16-18	WASHER	23-46
SPRING WASHER	23-52	THRUST PLATE (UPPER) 31-50-2	19-17	WASHER	23-55
SPRING WASHER	24-11	THRUST PLATE 49-78-2	2-4	WASHER	23-61
SPRING WASHER	24-26-1	THRUST PLATE 59-78-2	2-2	WASHER	26-5
SPRING WASHER	24-26-2	THRUST ROD	16-46	WASHER	26-7
SPRING WASHER	28-11	THRUST ROD	19-30	WASHER	26-11
SPRING WASHER	28-19	TILLER HANDLE	21-2	WASHER	26-26
SPRING WASHER	28-26	TILLER HANDLE SUB-ASSY	21-1-1	WASHER	26-39
SPRING WASHER	29-6	TILLER HANDLE SUB-ASSY	21-1-2	WASHER	31-7-4
SPRING WASHER	29-15	TILT ASSISTANT SHAFT	20-18	WASHER	31-7-6
SPRING WASHER	29-23	TILT ASSISTANT SPRING (L)	20-17	WASHER 10.5-18-1.5	23-6
SPRING WASHER	29-30	TILT ASSISTANT SPRING (R)	20-16	WASHER 10.5-18-2	16-52
SPRING WASHER	29-42	TILT HANDLE (M70C/60C)	24-19	WASHER 10.5-20-3.2	1-8
STARTER CABLE L=150	10-20	TILT STOPPER (L)	20-1	WASHER 10.5-22.3	20-13
STARTER HANDLE	7-16	TILT STOPPER (R)	20-2	WASHER 11.5-32-3	16-26
STARTER LOCK	7-19	TILT STOPPER ASSY	16-50	WASHER 12.2-25-2	16-36
STARTER LOCK ARM	23-53	TILT STOPPER GRIP	16-53	WASHER 12.5-24-1	6-18
STARTER LOCK CAM	7-20	TILT STOPPER LEVER	20-12	WASHER 12.5-24-1	23-45
STARTER LOCK ROD 3.5-51	23-57	TILT STOPPER SPRING	16-55	WASHER 12.5-30-0.5	20-15
STARTER LOCK ROD 5-70	23-36	TILT SWITCH COVER	26-41	WASHER 13-34-3	16-34
STARTER LOCK SPRING	7-22	TILT SWITCH PLUG	26-44-1	WASHER 13-34-3	16-87
STARTER LOCK WIRE	7-24	TILT SWITCH PLUG	26-44-2	WASHER 14-22-1	22-12
STARTER MOTOR ASSY	10-1	TOOL KIT	28-3	WASHER 17-32-3	15-24
STARTER MOTOR BAND	10-18	TOP COWL ASSY	24-1	WASHER 19-34-3	8-16
STARTER PULLEY	7-36	TOP COWL ASSY	24-5	WASHER 19-34-3	18-8
STARTER ROLLER	7-28	TOP COWL SEAL L=1700	24-7	WASHER 22.5-54-1	19-5
STARTER ROPE φ6-2250	7-15	TOP COWL SUB-ASSY	24-2	WASHER 22.6-30-2	16-80
STARTER SEAL	24-3	TOP COWL SUB-ASSY	24-6	WASHER 22.6-30-2	18-11
STARTER SOLENOID	9-22	TRIM METER ASSY	28-14	WASHER 25.7-50-1	16-7
STARTER SPRING	7-5	TRIM PISTON ASSY	17-25	WASHER 5.3-12-0.8	12-23
STEERING BRACKET	21-25	TRIM SENSOR L=1700	16-70	WASHER 6.5-21-1	9-11
STEERING SHAFT ASSY	16-16-1	TRIM TAB	14-7	WASHER 6.5-21-1	12-32
STEERING SHAFT ASSY	16-16-2	TRIM TAB GASKET	14-10	WASHER 6.5-21-1	28-34
STEERING SHAFT ASSY φ30	19-13	TRIM TAB GASKET	31-6-15	WASHER 6.5-23-1.5	16-64
STOP SCREW	4-23	TWIN REMOTE CONTROL KIT	30-1	WASHER 6.5-23-1.5	18-5
STOP SWITCH ASSIST CORD	21-33	<V>		WASHER 6-16-1.5	9-15
STOP SWITCH ASSY	21-28	VALVE PIN	4-20	WASHER 6-16-1.5	16-31
STOP SWITCH ASSY	22-26	VALVE PIN	31-3-13	WASHER 6-16-1.5	16-74
STOP SWITCH ASSY	27-6	VALVE SEAT	17-45	WASHER 6-16-1.5	22-18
STOP SWITCH ASSY	30-11	VOLTMETER ASSY	29-18	WASHER 6-16-1.5	24-18
STOP SWITCH LANYARD ASSY	21-29	<W>		WASHER 8.5-18-1.6	6-27
STOP SWITCH LANYARD ASSY	22-27	WASHER	1-18	WASHER 8.5-18-1.6	23-33
STOP SWITCH LANYARD ASSY	27-7	WASHER	1-32	WASHER 8.5-18-1.6	23-35
STOPPER	1-17	WASHER	1-36	WASHER 8.5-19.5-3.2	1-9
STOPPER	14-53	WASHER	1-57	WASHER 8.5-19.5-3.2	1-27
STOPPER	20-11	WASHER	1-61	WASHER 8.5-19.5-3.2	1-37
STOPPER	20-21	WASHER	3-27	WASHER 8.5-24-1.5	6-16
STOPPER DAMPER	6-32	WASHER	5-15	WASHER 8.5-24-1.5	22-40
STUD	14-8	WASHER	6-24	WASHER 8.5-24-1.5	23-51
SUB-WATER INLET CASE	14-14	WASHER	6-30	WASHER 9.6-18-2	16-60

WASHER 9.6-18-2.....	19-36
WASHER t=2.8.....	15-12-3
WASHER t=3.0.....	15-12-2
WASHER t=3.2.....	15-12-1
WATER PIPE (L).....	14-66-1
WATER PIPE (UL).....	14-66-2
WATER PIPE (UL).....	31-7-8
WATER PIPE AUXILIARY MOUNT.....	14-64
WATER PIPE SEAL (LOWER).....	14-33
WATER PIPE SEAL (UPPER).....	14-67
WATER PRESSURE METER ASSY.....	29-25
WATER PRESSURE METER KIT.....	29-24
WATER PRESSURE METER NIPPLE.....	29-31
WATER PUMP GUIDE PLATE.....	14-42
WATER PUMP GUIDE PLATE.....	31-5-5
WATER PUMP IMPELLER.....	14-29
WATER PUMP IMPELLER.....	31-5-2
WATER PUMP KIT (CHROME PLATED) ..	31-5-1
WATER STRAINER.....	14-18
WATER STRAINER GASKET 26-36-0.5...	14-17
WATER STRAINER SET.....	14-69
WATER TEMPERATURE METER ASSY ...	29-10
WATER TEMPERATURE METER KIT.....	29-9
WATER TEMPERATURE SENSOR.....	29-16
WAVE WASHER.....	26-45
WAVE WASHER d=14.....	22-15
WAVE WASHER d=18.....	20-6
WAVE WASHER d=6.....	22-54
WIRE COVER.....	26-31
WIRING DIAGRAM DECAL.....	9-35
<Y>	
YOKE ASSY.....	17-2

INDEX (Parts Number)

121-33159-0	29-36	346-03265-0	4-23	353-62456-0	20-10	369-67105-0	22-14
126-00121-0	1-67	346-03266-0	4-16	353-63029-0	21-4	369-72019-1	21-13
126-00121-0	31-4-6	346-03267-0	4-24	353-63201-2	21-22	393-01131-0	1-5
151-00053-0	1-66	346-04901-2	5-26	353-63207-0	16-54	393-01137-0	1-2
151-00053-0	31-4-5	346-04901-2	31-4-15	353-63207-0	21-23	393-01160-0	1-46
151-33159-0	9-7	346-05228-1	6-3	353-64014-0	14-24-1	394-70013-0	5-24
151-33159-0	31-4-18	346-06999-0	9-2	353-64015-0	14-24-2	394-70013-0	29-35
152-01612-0	11-22	346-06999-0	9-5	353-64016-0	14-24-3	398-62396-1	16-13
178-34147-0	30-13	346-62124-1	16-4	353-64121-0	15-23	398-76083-0	22-29
309-06972-0	1-51	346-62124-1	19-2	353-64327-0	14-28	3A3-06830-0	27-6
309-06972-0	9-16	346-62127-0	16-6	353-66024-0	1-17	3A3-06830-0	30-11
309-06972-0	16-75	346-62127-0	19-4	353-66024-0	14-53	3A3-61017-3	13-10
309-06972-0	17-47	346-62412-1	16-80	353-66145-1	23-4	3A3-62121-1	19-30
309-06972-0	21-30	346-62412-1	18-11	353-66215-1	23-9	3A3-62126-0	19-3
309-06972-0	22-36	346-62421-1	19-7	353-66241-1	14-51	3A3-62396-1	16-12
332-60005-2	14-5	346-62437-0	23-22	353-66312-0	20-22	3A3-62396-1	19-10
332-60006-0	14-6	346-63721-0	22-47	353-66313-1	20-26	3A3-62396-1	19-20
332-60006-0	31-6-5	346-63722-2	8-23	353-66314-0	20-28	3A3-62396-1	19-21
332-61315-0	23-6	346-64084-0	14-37	353-66315-0	20-31	3A3-72026-0	22-61
332-62101-1	19-40	346-64221-0	15-19	353-66321-1	20-30	3A3-72537-1	28-12
332-70201-0	25-11	346-65204-0	14-64	353-66322-0	20-25	3A3-72560-0	27-10
334-00131-0	8-14	346-66333-0	20-20	353-66323-0	20-24	3A3-72591-0	27-12
334-03242-0	4-20	346-66334-0	20-11	353-66327-0	20-27	3A3-76037-0	8-18
334-03242-0	31-3-13	346-66334-0	20-21	353-66332-0	20-34	3A3-76037-0	11-25
334-04004-0	5-6	346-67104-0	22-46	353-66333-0	20-8	3A3-76037-0	21-32
334-04005-0	5-8	346-67113-0	12-34	353-66335-0	20-33	3A3-76081-1	22-30
334-04007-0	5-9	346-67113-0	28-31	353-67105-0	24-14	3A3-76086-1	27-1
334-61315-0	20-13	346-67114-1	9-23	353-67142-1	24-16	3A3-76114-0	28-28
334-65012-0	14-39	346-67114-1	12-36	353-67147-1	24-13	3A3-76115-1	27-5
334-76141-1	10-20	346-67114-1	28-33	353-67512-0	22-23	3A3-76115-1	30-12
336-03293-0	4-19	346-67115-0	9-11	353-67517-1	24-8	3A3-76145-0	9-30
336-03293-0	31-3-12	346-67115-0	12-32	353-72013-0	22-62	3A3-76145-0	10-23
336-70112-0	5-31	346-67115-0	28-34	353-72521-1	29-43	3A3-81301-0	30-1
336-76091-0	9-45	346-67151-1	22-44	353-72544-1	9-41	3A3-83314-2	26-29
336-76091-0	21-34	346-67153-0	22-52	353-72546-0	11-14	3A3-83715-0	23-38
338-01133-0	1-48	346-67196-1	3-23	353-72546-0	27-17	3A3-84307-0	26-18
338-02215-0	3-4	346-67196-1	3-24	353-72546-0	29-44-3	3A3-84364-2	26-30
338-02215-0	5-25-1	346-67196-1	22-50	353-72546-0	30-14	3A3-84365-1	26-23
338-02215-0	5-25-2	346-76040-0	9-22	353-72547-0	29-44-1	3A3-84368-0	26-45
338-02215-0	22-22	348-05232-0	23-50	353-72548-0	29-44-2	3A3-84374-0	26-4
338-02215-0	28-36	350-63012-2	21-5	353-72570-1	11-21	3A3-84375-0	26-3
338-02215-0	29-33	350-63046-0	21-9	353-76020-3	11-8	3A3-84376-0	26-34
338-60218-2	1-10	353-00024-1	2-17	353-76020-3	27-8	3A3-84381-0	26-28
338-62435-0	24-15	353-00108-0	2-10	353-76020-3	30-8	3A3-84383-0	26-7
338-67147-0	22-13	353-00108-0	31-4-10	353-76037-0	26-49	3A3-84391-0	26-46
344-03244-0	4-10	353-00113-0	2-8	353-76037-0	28-13	3A3-84398-0	27-4
344-03244-0	31-3-8	353-00115-0	2-2	353-76062-1	9-32	3A3-84401-0	26-37
344-67177-1	16-2	353-00118-0	2-3	353-76079-0	9-13	3A3-84403-0	26-38
344-67177-1	16-10	353-00121-0	2-9	353-76079-0	23-56	3A3-84404-0	26-42
344-67177-1	19-9	353-00132-0	8-15	353-76079-0	23-62	3A3-84406-0	26-48
344-67503-0	24-3	353-00133-0	8-16	353-76213-0	9-33	3A3-84407-0	26-39
345-00117-0	1-4	353-01032-0	1-21	353-77182-1	17-4	3A3-84421-0	26-8
345-01015-0	1-9	353-01032-0	31-4-4	353-77191-0	17-7	3A3-84422-0	26-9
345-01015-0	1-27	353-03268-0	4-17	353-83728-1	23-7	3A3-84423-0	26-16
345-01015-0	1-37	353-06821-0	21-29	353-83820-1	22-63	3A3-84424-0	26-20
345-01111-0	1-3	353-06821-0	22-27	353-84371-0	26-5	3A3-84425-0	26-22
345-01111-0	13-4	353-06821-0	27-7	353-84388-0	26-13	3A3-84426-0	26-21
345-03292-0	4-18	353-06972-0	9-17	353-84394-0	26-26	3A3-84427-0	26-27
345-05122-1	16-64	353-61302-2	16-32	353-84398-0	14-63	3A3-84428-0	26-24
345-05122-1	18-5	353-61315-1	16-36	353-84398-0	16-71	3A3-84429-0	26-31
345-05212-0	23-48	353-61321-3	16-33	353-84904-0	30-2	3A3-84431-0	26-10
345-05223-1	20-23	353-61334-0	16-34	353-84916-0	16-60	3A3-84432-0	26-2
345-06915-0	16-83	353-61334-0	16-87	353-84916-0	19-36	3A3-84435-0	26-47
345-06971-0	22-38	353-61336-0	16-41	353-84918-0	16-59	3A3-84442-0	26-12
345-62441-0	19-14	353-61412-0	19-19	353-84918-0	19-35	3A3-84451-0	26-41
345-63048-0	21-8	353-62116-1	19-5	353Q62010-1	19-13	3A3-84452-0	26-44-1
345-64124-0	15-24	353-62135-0	20-14	353Q62112-5	19-24	3A3-84452-0	26-44-2
345-65205-0	14-68	353-62136-0	20-15	353Q62113-3	19-25	3AA-83719-0	6-27
345-65206-0	14-67	353-62141-0	20-16	353Q62114-1	19-26	3AA-83719-0	23-33
345-66021-0	14-49	353-62142-0	20-17	353Q62312-3	19-6	3AA-83719-0	23-35
345-66021-0	31-6-11	353-62143-0	20-18	353Q67141-0	24-12	3AB-35143-0	12-29
345-66226-0	22-10	353-62415-0	19-16	356-04000-1	5-5	3ACQ84330-0	26-1-1
345-67113-0	9-10	353-62417-0	19-15	356-04030-0	5-13	3AD-02230-0	5-1
345-67113-0	22-2	353-62423-1	19-17	356-04044-0	5-10	3AD-02234-0	5-4
345-67117-0	21-3	353-62434-0	20-9	361-72539-0	29-45	3AD-02235-0	5-3
345-67117-0	22-8	353-62436-0	20-12	361-76050-0	11-1	3AD-02237-0	5-2
345-67193-0	29-34	353-62451-0	20-2	361-76073-0	11-2	3B2-63035-1	21-10
346-03256-0	4-15	353-62452-1	20-3	369-60206-0	14-18	3B2-63624-0	22-9
346-03256-0	31-3-10	353-62454-0	20-1	369-60218-1	16-68	3B2-66113-0	23-13

3B2-70260-1	5-29	3B7-64027-0	14-25	3B7-77179-0	17-31	3C8-05013-0	7-15
3B2-83865-0	23-30	3B7-64032-0	15-12-1	3B7-77375-0	17-21	3C8-05014-1	7-18
3B2-83865-0	23-37	3B7-64034-0	15-12-2	3B7-77375-0	17-23	3C8-05019-0	7-16
3B7-01046-0	1-24	3B7-64035-0	15-12-3	3B7-77376-0	17-24	3C8-05023-0	7-11
3B7-01116-0	1-8	3B7-64036-0	15-14-1	3B7-77377-1	17-22	3C8-05029-0	7-12
3B7-02235-0	12-20	3B7-64037-0	15-14-2	3B7-77392-0	17-26	3C8-05030-0	7-28
3B7-02235-0	31-4-16	3B7-64211-0	15-15	3B7-77393-0	17-27	3C8-05031-0	7-29
3B7-02236-0	12-22	3B7-64218-0	15-17	3B7-77411-0	17-15	3C8-05032-0	7-30
3B7-02236-0	31-4-17	3B7-64219-1	15-18	3B7-83715-2	6-26	3C8-05033-0	7-31
3B7-02237-0	12-19	3B7-64328-0	14-44	3B7-83715-2	23-32	3C8-05090-2	7-2
3B7-03240-0	4-9	3B7-65014-0	14-33	3B7-84490-3	30-3	3C8-05106-0	7-3
3B7-03240-0	31-3-7	3B7-65015-0	14-38	3B7-84540-3	30-4	3C8-05107-0	7-9
3B7-05229-0	3-17	3B7-65015-0	31-6-10	3B7-84905-1	19-32	3C8-05108-0	7-10
3B7-05243-0	3-18	3B7-65016-0	14-31	3B7-84914-0	19-33	3C8-05138-0	7-14
3B7-05243-0	6-9	3B7-65018-0	14-34	3B7-84917-0	19-34	3C8-05211-0	23-53
3B7-05243-0	6-12	3B7-65018-0	31-5-4	3B7B01031-0	1-20	3C8-05213-0	23-59
3B7-05243-0	12-10	3B7-65018-0	31-6-7	3B7Q60101-1	15-3	3C8-05216-0	7-22
3B7-05244-0	8-20	3B7-65021-2	14-29	3B7Q61110-0	13-13	3C8-05217-0	7-24
3B7-05245-0	12-23	3B7-65021-2	31-5-2	3B7Q61110-0	31-7-2	3C8-05223-0	23-58
3B7-06131-0	8-5	3B7-65022-1	14-30	3B7Q61342-0	16-39	3C8-05223-0	23-64
3B7-06132-0	8-11	3B7-65029-0	14-43	3B7Q62010-2	16-16-1	3C8-05237-0	7-21
3B7-06133-0	8-13	3B7-65029-0	31-5-6	3B7Q63051-1	21-25	3C8-05238-0	7-27
3B7-06135-0	8-9	3B7-65029-0	31-6-8	3B7Q66110-0	23-11	3C8-05252-0	7-19
3B7-06165-0	9-19	3B7-65238-0	14-32	3B7Q66115-0	23-12	3C8-05253-0	7-20
3B7-06305-0	8-28	3B7-65238-0	31-5-3	3B7Q76032-2	11-11	3C8-05257-0	7-25
3B7-06305-0	11-16	3B7-66011-1	14-45	3B7Q80403-0	23-10	3C8-05901-1	7-36
3B7-06920-0	12-35	3B7-66013-1	14-46-1	3B7Q84312-0	26-14	3C8-06048-0	9-1
3B7-06920-0	28-32	3B7-66014-1	14-46-2	3B7Q84340-3	26-1-2	3C8-06820-0	21-28
3B7-09002-0	12-2	3B7-66014-1	31-7-9	3B7Q84343-0	26-43	3C8-06820-0	22-26
3B7-09002-0	31-4-14	3B7-66023-0	14-50	3B7Q84366-0	26-36	3C8-09050-1	12-7
3B7-09004-0	12-3	3B7-66023-0	31-6-12	3B7Q84441-0	26-35	3C8-09075-0	5-28
3B7-09006-0	12-4	3B7-66031-1	14-48	3B7Q87323-1	15-2	3C8-09081-1	1-40
3B7-60001-5	13-16	3B7-66121-0	23-17	3BA-01138-0	22-20	3C8-09082-2	1-41
3B7-60001-5	14-56	3B7-66122-2	23-31	3C7-01030-0	1-19	3C8-09082-2	31-4-9
3B7-60001-5	31-7-5	3B7-66124-0	23-21	3C7-02215-0	1-50	3C8-62107-0	19-41
3B7-60007-0	28-27	3B7-66225-0	23-3	3C7-03271-1	3-25	3C8-62396-1	16-11
3B7-60013-0	14-13	3B7-67211-0	24-22	3C7-06040-0	9-4	3C8-63715-1	6-8
3B7-60015-1	14-21	3B7-70200-4	25-1	3C7-06921-0	9-46	3C8-63733-0	6-7
3B7-60016-1	14-22	3B7-70280-1	25-8	3C7-09056-1	12-30	3C8-63733-0	6-22
3B7-60016-1	31-6-6	3B7-72043-0	28-2	3C7-60017-0	14-59	3C8-63745-0	8-17-1
3B7-60027-0	14-60	3B7-72201-0	28-4	3C7-60018-0	14-62	3C8-63746-0	8-17-2
3B7-60102-0	14-4	3B7-72514-0	29-16	3C7-60108-2	15-8	3C8-63747-0	8-17-3
3B7-60103-0	15-7	3B7-72518-0	29-17	3C7-60205-1	14-69	3C8-66116-0	9-42
3B7-60103-0	31-6-13	3B7-72530-2	28-21	3C7-60215-0	15-1	3C8-66308-0	9-15
3B7-60111-0	15-5	3B7-72641-0	29-31	3C7-60218-2	16-48	3C8-66308-0	16-31
3B7-60111-0	31-6-14	3B7-72650-0	29-7	3C7-60223-1	14-36	3C8-66308-0	16-74
3B7-60211-0	15-4	3B7-72651-0	29-8	3C7-60223-1	31-6-9	3C8-66308-0	22-18
3B7-60213-0	14-27	3B7-72655-0	28-17	3C7-61216-0	13-23	3C8-66308-0	24-18
3B7-60217-1	14-7	3B7-72655-0	29-12	3C7-61338-0	16-25	3C8-67142-1	22-16
3B7-60219-0	14-10	3B7-72655-0	29-20	3C7-61338-0	16-35	3C8-67146-0	22-12
3B7-60219-0	31-6-15	3B7-72655-0	29-27	3C7-62133-2	16-86	3C8-67212-1	24-23
3B7-61301-0	16-23	3B7-72655-0	29-39	3C7-62139-1	16-89	3C8-71015-0	12-13
3B7-61307-2	16-24	3B7-72656-0	28-8	3C7-67114-1	22-3	3C8-71016-0	12-14
3B7-61324-0	16-37	3B7-72656-0	28-23	3C7-70050-1	25-16	3C8-71016-0	31-4-19
3B7-61335-0	16-26	3B7-72656-0	29-3	3C7-70113-0	25-15	3C8-71017-0	12-15
3B7-61339-0	16-29	3B7-72657-0	29-11	3C7-70155-0	25-13	3C8-71018-0	12-16
3B7-61341-1	16-27	3B7-72657-0	29-19	3C7-70177-1	25-12	3C8-72100-1	28-3
3B7-62129-1	16-47	3B7-72657-0	29-26	3C7-70199-0	25-14	3C8-72120-0	16-85
3B7-62129-1	19-31	3B7-72657-0	29-38	3C7-70211-1	25-4	3C8-72181-0	9-3
3B7-62414-0	16-21	3B7-72658-0	28-6	3C7-70217-0	25-5	3C8-72580-0	9-26
3B7-62415-0	16-20	3B7-72659-0	28-7	3C7-70220-1	25-2	3C8-72581-0	9-27
3B7-62417-0	16-17	3B7-72659-0	28-22	3C7-70224-1	25-3	3C8-72583-1	9-28
3B7-62423-1	16-18	3B7-72659-0	29-2	3C7-71030-0	12-18	3C8-75014-0	10-4
3B7-63041-0	21-7	3B7-72661-0	28-9	3C7-71033-0	12-21	3C8-75015-0	10-3
3B7-63068-0	21-14	3B7-72661-0	28-24	3C7-72180-3	24-28	3C8-75016-0	10-6
3B7-63203-1	21-19	3B7-72661-0	29-4	3C7-72182-2	8-30	3C8-75017-0	10-7
3B7-63604-0	21-17	3B7-72662-0	29-13	3C7-72582-0	9-29	3C8-75018-0	10-8
3B7-63712-0	6-6	3B7-72662-0	29-21	3C7-76062-1	9-31	3C8-75019-0	10-12
3B7-63713-0	6-17	3B7-72663-0	29-28	3C7-84470-1	30-19	3C8-76007-0	10-17
3B7-63713-0	23-47	3B7-72664-0	29-40	3C7-84471-1	30-20	3C8-76010-1	10-1
3B7-63721-0	6-2	3B7-76035-0	11-12	3C7-84475-0	30-16	3C8-76015-0	10-2
3B7-63730-0	6-16	3B7-76065-5	9-20	3C7-84476-0	30-17	3C8-76055-0	11-4
3B7-63730-0	22-40	3B7-76093-0	1-53	3C7-84477-0	30-18	3C8-76080-1	22-28
3B7-63730-0	23-51	3B7-76119-0	11-20	3C7-84480-1	30-5	3C8-76171-0	27-3
3B7-63731-0	6-18	3B7-76120-2	10-21	3C7-84520-1	30-6	3C8-76171-0	30-15
3B7-63731-0	23-45	3B7-76145-0	10-24	3C8-01513-1	1-33	3C8-77071-1	16-63
3B7-63732-1	6-19	3B7-76171-0	11-15	3C8-02417-0	3-10	3C8-77071-1	18-4
3B7-63732-1	23-49	3B7-76200-0	11-10-2	3C8-02420-0	3-11	3C8-77075-0	16-66
3B7-63733-0	12-25	3B7-76201-0	11-10-1	3C8-05003-0	7-4	3C8-77111-1	18-8
3B7-63734-0	6-32	3B7-77085-1	16-77	3C8-05004-0	7-5	3C8Q67141-0	22-11
3B7-64011-0	15-10	3B7-77156-0	22-6	3C8-05006-0	7-8	3E0-62116-1	16-7
3B7-64015-0	15-13-1	3B7-77167-0	17-13	3C8-05007-0	7-6	3E0-62121-1	16-46
3B7-64016-0	15-13-2	3B7-77169-0	17-44	3C8-05012-0	7-7	3E0-62126-0	16-5

3E0-62191-1	16-1	3F3-02305-2	31-4-8	3F3-84908-0	16-61	3N4-63727-0	6-5
3E0-62473-1	16-55	3F3-02311-0	13-5	3F3-84908-0	19-37	3N4-66311-0	18-14
3E0-70270-0	25-17	3F3-02312-2	13-8	3F3-87121-9	31-4-1	3N4-76142-1	9-44
3E0-72524-0	29-37	3F3-02312-2	31-6-3	3F3-87122-1	31-3-1	3N4-76172-1	11-7
3E0-72526-0	29-9	3F3-02411-1	3-9	3F3B01021-1	1-14	3N4-77075-0	18-7
3E0-72527-0	29-24	3F3-02415-0	3-12	3F3B01091-2	1-12	3N4-77217-0	19-38
3E0-72529-0	29-18	3F3-02418-0	3-13	3F3B01100-1	1-1	3N4-87321-2	31-6-1
3E0-72597-0	29-10	3F3-02418-0	31-4-12	3F3B01291-0	1-65	3N4-87802-1	24-29-2
3E0-72598-0	29-25	3F3-02423-0	3-14	3F3B02020-1	3-1	3N4Q60000-0	14-1
3E0-72648-0	29-1-2	3F3-02423-0	9-36	3F3B02300-2	1-28	3N4Q62112-0	18-1
3E0-72649-0	29-1-1	3F3-03181-0	4-21	3F3B02302-0	1-29	3N4Q62113-0	18-2
3E0-77076-0	16-67	3F3-03182-0	4-22	3F3B05101-1	10-16	3N4Q63005-2	21-1-1
3E0-77076-0	18-9	3F3-03182-0	31-3-11	3F3B63711-0	6-14	3N4Q67640-1	24-2
3E0-77101-1	16-79	3F3-03200-1	4-1-1	3F3B87090-9	31-2	3N4Q67645-2	24-5
3E0-77101-1	18-10	3F3-03207-1	4-2	3F3Q01301-0	13-1	3N4Q77601-0	18-3
3E0-77103-0	16-82	3F3-03210-1	4-3	3F3Q61192-0	13-9	3N4Q87302-E	31-1-1
3E0-77103-0	18-13	3F3-03221-0	4-4	3F3Q61210-0	13-22	3N4Q87304-E	31-1-2
3E0-77150-1	16-62	3F3-03222-0	4-5	3F3Q61410-1	19-18	3N4Q87314-2	31-7-1
3E0-77159-1	17-37	3F3-03222-0	31-3-3	3F3Q61411-2	16-22	3N5-06189-0	8-2
3E0-77163-0	17-12	3F3-03231-0	4-7	3F3Q62010-1	16-16-2	3N5-84331-0	27-15
3E0-77165-0	17-34	3F3-03231-0	31-3-5	3F3Q67100-1	22-1	3N5-84333-0	27-16
3E0-77167-0	17-40	3F3-03232-0	4-8	3F3Q67521-2	24-19	3N5-84336-0	27-13
3E0-77168-0	17-35	3F3-03232-0	31-3-6	3F3Q76118-0	22-41	3N5-84465-0	27-14
3E0-77169-0	17-36	3F3-03234-0	4-11	3F5-03200-1	4-1-2	3N5-87123-0	2-11-1
3E0-77176-1	17-14	3F3-03234-0	31-3-9	3F5-05090-1	7-1	3N5-87124-0	2-11-2
3E0-77180-2	17-1	3F3-05222-0	23-36	3F5-05119-0	7-32	3N5-87130-0	2-14-1
3E0-77183-0	17-6	3F3-06301-0	8-29	3F5-05221-0	23-63	3N5-87131-0	2-14-2
3E0-77184-0	17-8	3F3-06901-1	9-8	3F5-05222-0	23-57	3N5-87802-1	24-29-1
3E0-77190-0	17-3	3F3-06902-1	9-34	3F5-06982-0	21-33	3N5Q63005-2	21-1-2
3E0-77192-0	17-5	3F3-06920-0	9-9	3F5-66122-0	23-40	3N5Q67640-0	24-6
3E0-77195-0	17-2	3F3-09000-1	12-1	3F5-67104-0	22-45	3N8-72640-1	28-5
3E0-77199-1	17-9	3F3-09053-2	12-9	3F5-67152-0	22-49	3P0-06915-0	1-62
3E0-77365-1	17-19	3F3-09060-0	2-5	3F5-67191-1	3-22	3R3-05131-0	7-17
3E0-77383-0	17-20	3F3-09065-0	12-5	3F5-67192-1	22-51	3T1-60001-1	13-14
3E0-77388-0	17-25	3F3-09069-0	12-6	3F5-67216-0	9-40	3T1-60001-1	14-55
3E0-77395-0	17-28	3F3-61012-2	13-12	3F5-72050-0	28-1	3T1-60001-1	31-7-3
3E0-77398-0	17-29	3F3-61012-2	31-6-2	3F5-83728-0	23-41	3T1-60108-0	23-5
3E0-77407-0	17-16	3F3-61180-0	13-18	3F5805100-1	1-54	3T1-61315-0	16-52
3E0-77408-0	17-17	3F3-61181-2	13-21	3F5B05101-0	3-7	3T1-64215-2	15-16
3E0-77430-1	17-10	3F3-61181-2	31-6-4	3F5B05102-0	1-58	3T1-64222-0	15-21
3E0-77431-1	17-38	3F3-61182-0	13-19	3F5805205-0	9-38	3T1-64223-0	15-20
3E0-77432-1	17-39	3F3-61212-0	13-24	3F5Q63011-1	21-2	3T1-64224-0	15-22
3E0-77434-0	17-11	3F3-61213-0	13-25	3F5Q67510-4	24-1	3T1-72043-0	24-4
3E0-77453-0	17-45	3F3-62431-0	20-7	3GF-06304-0	8-27	3T1-72571-0	28-14
3E0-77456-0	17-46	3F3-63600-1	21-24	3GF-70250-0	25-10	3T1-72573-0	16-72
3E0-77472-1	17-30	3F3-63709-1	3-16	3GF-70281-0	25-9	3T1-72574-0	16-70
3E0-77475-0	17-32	3F3-63715-2	6-11	3HK-64235-0	15-28	3T1-72653-0	28-16
3E0-77479-0	17-33	3F3-63718-0	6-1	3HK-64238-0	15-27	3T1-72659-0	28-15
3E0-77557-0	17-41	3F3-63723-0	8-19	3HKB64518-0	15-26-1	3T1-72665-0	28-18
3E0-77558-0	17-42	3F3-65110-0	14-66-1	3HKB64523-0	15-26-2	3T5-01133-0	1-47
3E0-77559-0	17-43	3F3-65120-0	14-66-2	3HKB64527-0	15-26-3	3T9-66110-0	23-1
3E0-84905-0	16-56	3F3-65120-0	31-7-8	3HKB64532-0	15-26-4	3V2-60001-0	18-15
3E0-84914-0	16-57	3F3-65231-2	31-5-1	3HKB64536-0	15-26-5	3Y7-64093-0	15-11
3E0-84917-0	16-58	3F3-65239-2	14-42	3HKB64541-0	15-26-6	3Y9-62431-1	16-50
3E0Q62112-0	16-42	3F3-65239-2	31-5-5	3HKB64545-0	15-26-7	3Y9-62433-0	16-53
3E0Q62113-1	16-43	3F3-66134-0	23-27	3J5-03251-0	4-13-2	3Z4-72573-0	28-29
3E0Q62313-3	16-8	3F3-66226-0	22-37	3J5-03252-0	4-12	3Z5-84462-0	30-7
3E3Q67210-1	24-21	3F3-66311-0	20-19	3J5-03255-0	4-14	3Z5-84462-0	30-7
3F3-00001-0	2-15-1	3F3-67116-0	13-2	3J5-64010-0	15-9	805-76201-1	30-9
3F3-00004-0	2-15-2	3F3-67191-1	3-21	3J5-64020-0	14-23	910103-0420	23-18
3F3-00011-2	2-12-1	3F3-67213-1	24-27	3J5-64302-1	14-26-1	910103-0525	11-17
3F3-00012-1	2-13-1	3F3-67501-0	24-7	3J5-64303-1	14-26-2	910103-0525	26-33
3F3-00014-2	2-12-2	3F3-71010-1	12-12	3J5-64303-1	31-7-7	910103-0612	1-52
3F3-00015-1	2-13-2	3F3-71020-1	12-17	3J5-65017-1	14-35	910103-0612	16-76
3F3-00021-1	2-16	3F3-72015-0	3-15	3K7-03251-0	4-13-1	910103-0612	22-17
3F3-00042-1	2-7	3F3-72028-1	9-35	3N4-00069-1	2-1	910103-0612	22-60
3F3-00115-0	2-4	3F3-72615-0	22-32	3N4-01139-0	1-49	910103-0614	22-53
3F3-01005-1	1-25	3F3-72616-1	22-33	3N4-06101-0	8-1	910103-0614	22-56
3F3-01005-1	31-4-2	3F3-72617-1	22-34	3N4-06103-1	8-3	910103-0614	24-24
3F3-01024-2	1-13	3F3-72618-0	22-7	3N4-06120-0	8-6	910103-0616	9-12
3F3-01024-2	31-4-3	3F3-76009-0	10-18	3N4-06123-0	8-8	910103-0616	22-65
3F3-01114-0	1-6	3F3-76042-2	9-25	3N4-06130-0	8-4	910103-0616	23-14
3F3-01215-0	1-68	3F3-76057-0	11-5	3N4-06160-1	9-18	910103-0616	24-17
3F3-01215-0	31-4-7	3F3-76110-1	11-24	3N4-06160-1	9-37	910103-0620	8-26
3F3-01303-4	1-64	3F3-76116-0	22-5	3N4-60012-0	14-11	910103-0620	16-73
3F3-01303-4	31-4-20	3F3-76180-0	28-30	3N4-60017-0	14-3	910103-0625	9-14
3F3-02012-0	3-20	3F3-76217-0	11-9-1	3N4-60017-0	14-15	910103-0625	16-30
3F3-02012-0	31-3-2	3F3-76217-0	27-9-1	3N4-60092-0	14-2	910103-0630	6-29
3F3-02012-0	31-4-13	3F3-76218-0	11-9-2	3N4-60241-0	14-14	910103-0630	12-31
3F3-02100-0	3-5	3F3-76218-0	27-9-2	3N4-60243-0	14-17	910103-0630	24-20
3F3-02104-2	3-2	3F3-76219-0	11-9-3	3N4-61343-0	16-40	910103-0635	6-20
3F3-02104-2	31-4-11	3F3-76219-0	27-9-3	3N4-62106-0	19-39	910103-0835	23-44
3F3-02305-2	1-30	3F3-83732-0	22-4	3N4-62191-0	19-1	910103-0845	6-23

910103-0855	23-23	921521-6630	8-7	9401E3-0800	21-20	98AB-506000	29-32
910103-5612	1-63	9215E3-0510	14-16	9401E3-1000	13-17	98AB-70-090	28-35
910103-5612	9-43	9215E3-5545	13-26	9401E3-1000	31-7-6	98AB-701600	25-7
910103-5616	16-69	921603-0512	26-19	9401E3-1200	20-4	98AB-70-700	25-6
910103-5620	1-11	921603-0518	26-17	940221-0500	10-14	98AB-90-040	14-20
910103-5620	1-69	9216E3-0614	14-12	9402E3-0800	13-11	98AL-40-290	1-44
910103-5620	9-6	921703-5520	24-9	9402E3-0800	13-15	98AL-40-350	1-43
910103-5620	21-11	921722-0306	5-11	9402E3-0800	14-57	98AL-40-410	1-45
910103-5620	23-26	9218E3-0620	14-19	9402E3-0800	31-7-4	98AL-40-800	14-61-1
910103-5630	13-3	922432-0510	7-26	9402E3-1000	14-58	98AL-40-920	14-61-2
910103-5835	13-20	922503-6414	4-6	9402E3-1000	16-45	99AA-4-1000	12-28
910103-6612	10-22	922503-6414	31-3-4	9402E3-1200	16-38	99AA-6-0150	12-27
910103-6612	14-54	9225F2-6528	5-7	941303-0400	23-20	99AA-6-0450	12-26
910103-6614	22-35	930103-0500	3-19	941303-0400	28-19		
910103-6616	1-42	930103-0500	6-10	941303-0400	29-15		
910103-6616	7-33	930103-0500	6-13	941303-0400	29-23		
910103-6616	11-23	930103-0500	11-18	941303-0400	29-42		
910103-6616	22-31	930103-0500	12-11	941303-0500	11-19		
910103-6618	22-24	930103-0500	24-10	941303-0500	24-11		
910103-6625	11-26	930103-0500	26-32	941303-0500	28-11		
910103-6625	22-42	930103-0500	28-10	941303-0500	28-26		
910103-6630	9-24	930103-0500	28-25	941303-0500	29-6		
910103-6630	16-49	930103-0600	6-21	941303-0500	29-30		
910103-6630	28-37	930103-0600	6-31	941303-0600	1-56		
910103-6825	10-15	930103-0600	7-35	941303-0600	1-60		
910103-6830	10-19	930103-0600	18-17	941303-0600	6-4		
910103-6835	6-15	930103-0600	21-12	941303-0600	8-21		
910103-6835	13-6	930103-0600	22-57	941303-0600	10-10		
910103-7630	9-39	930103-0600	23-8	941303-0600	12-8		
910121-5625	1-15	930103-0600	23-42	941303-0600	12-33		
910121-6616	8-24	930103-0600	24-25	941303-0600	22-19		
9101E3-0612	16-65	930103-0600	26-6	941303-0600	22-58		
9101E3-0612	18-6	930103-0800	1-38	941303-0600	22-64		
9101E3-0830	19-8	930103-0800	5-14	941303-0600	23-16		
9101E3-0835	22-39	930103-0800	12-37	941303-0600	23-43		
9101E3-5512	21-18	930203-0400	28-20	941303-0600	24-26-1		
9101E3-5612	16-9	930203-0400	29-14	941303-0600	24-26-2		
9101E3-5612	16-14	930203-0400	29-22	941303-0800	6-25		
9101E3-5612	16-15	930203-0400	29-41	941303-0800	21-27		
9101E3-5612	19-11	930203-0500	29-5	941303-0800	23-25		
9101E3-5612	19-22	930203-0500	29-29	941303-0800	23-52		
9101E3-5612	19-23	930203-0600	10-11	941303-1000	19-28		
9101E3-5612	19-29	930222-0300	5-12	941321-0500	10-13		
9101E3-5625	1-22	930403-0400	14-71	941403-0600	22-54		
9101E3-5640	1-23	930403-0400	21-15	941403-1400	22-15		
9101E3-5835	16-28	930403-0500	13-27	941403-1800	20-6		
9101F4-0625	7-39	930403-0600	22-55	9450E3-1800	17-18		
9101F4-0625	23-54	930403-0800	14-9	945103-2200	16-81		
9101F4-0625	23-60	930403-0800	21-21	945103-2200	18-12		
9101F4-0630	1-55	930403-1000	23-2	945103-3200	16-19		
9101F4-0645	1-59	931103-1000	5-30	945107-3000	2-6		
9101F4-0818	7-37	931103-1200	20-5	945127-2800	7-13		
9101F4-0835	1-34	940103-0400	23-19	945303-0400	20-29		
910299-0630	3-8	940103-0500	23-28	945303-0500	20-32		
9102E3-1020	16-44	940103-0600	1-57	945303-0600	26-25		
911103-1035	19-27	940103-0600	1-61	951103-0536	19-12		
915303-0825	14-8	940103-0600	6-30	951403-0312	11-6		
916124-0628	1-16	940103-0600	7-34	951403-0316	21-16		
916129-0845	1-7	940103-0600	7-40	951403-3510	14-47		
9161E3-0880	14-40	940103-0600	10-9	951403-3516	14-52		
9161F1-0695	3-26	940103-0600	16-3	951403-3516	14-65		
9161F4-0625	1-31	940103-0600	22-25	951403-3516	16-51		
9161F4-0845	21-26	940103-0600	22-43	951503-0212	22-48		
9161F9-0860	1-26	940103-0600	22-59	951503-0212	23-29		
9161F9-0860	1-35	940103-0600	23-15	951503-0325	15-25		
920803-0520	21-6	940103-0600	23-55	951503-1520	7-23		
921146-4516	30-10	940103-0600	23-61	951603-0500	12-24		
921503-0206	27-11	940103-0800	5-15	951603-0800	6-28		
921503-0315	27-2	940103-0800	6-24	951603-0800	23-34		
921503-0406	26-15	940103-0800	7-38	951603-0800	23-39		
921503-0445	14-70	940103-0800	12-38	951703-0500	8-22		
921503-0510	26-40	940103-0800	13-7	9601-0-6208	15-6		
921503-0610	21-31	940103-0800	14-41	9701-1-1016	1-39		
921503-5510	11-13	940103-0800	23-24	98AB-50-035	5-20		
921503-5612	16-84	940103-0800	23-46	98AB-50-040	5-21		
921503-6406	11-3	940103-0800	26-11	98AB-50-050	5-18		
921503-6510	8-25	940103-1200	16-78	98AB-50-080	5-17		
921503-6640	5-27	940103-1200	16-88	98AB-50-087	3-3		
921503-7625	9-21	940121-0600	1-18	98AB-50-095	5-22		
921521-0406	8-10	940121-0600	1-32	98AB-50-120	5-19		
921521-6406	8-12	940121-0600	3-27	98AB-50-120	5-23		
921521-6408	10-5	940121-0800	1-36	98AB-50-280	5-16		
921521-6516	3-6	9401E3-0600	18-16	98AB-50-480	22-21		

Note

TOHATSU CORPORATION

**Address : 5-4,3-chome,Azusawa,Itabashi-ku,
TOKYO,174-0051 JAPAN**

Phone : TOKYO (03)3966-3117

FAX : TOKYO (03)3966-0090

Website : www.tohatsu.co.jp

**2013
PARTS CATALOG**

**M 60C
70C**

Serial Number 000001AC~