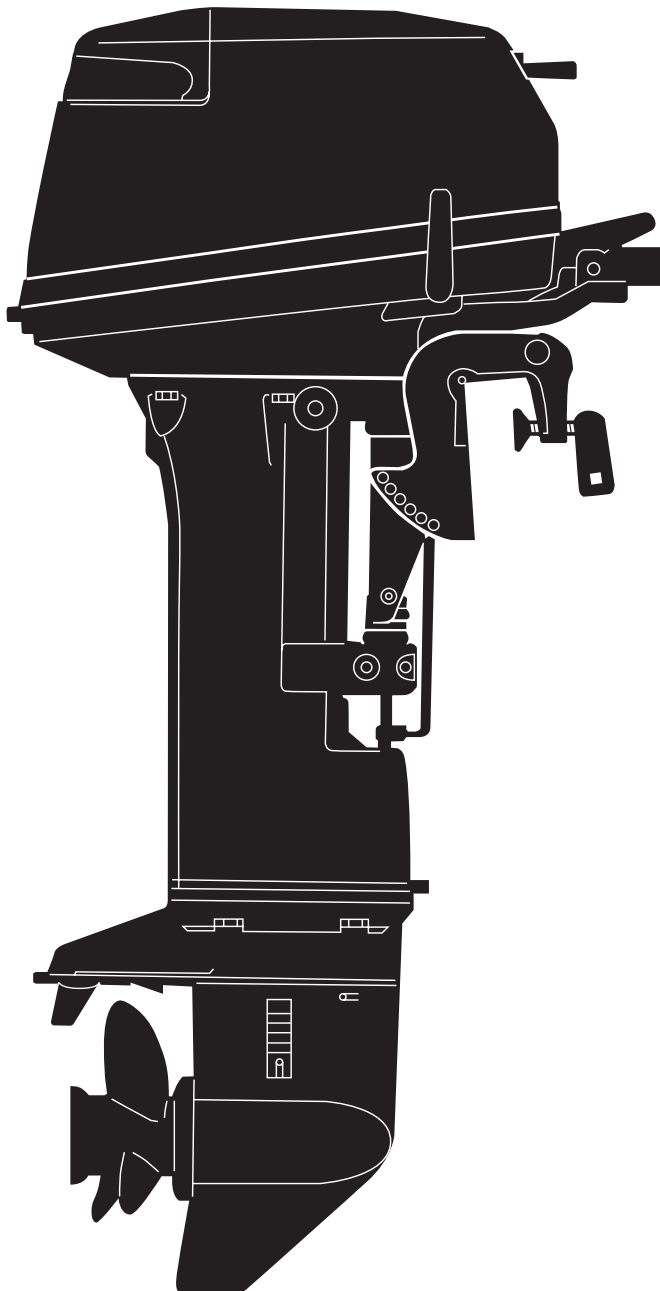


2013 PARTS CATALOG

TOHATSU



**M 9.9D2
15D2
18E2
MX 18E2**

Serial Number 00001AC~

**OB NO.002-21043-9
1301**

HOW TO USE THIS PARTS CATALOG

1. This Parts Catalog provides information available as of the end of January, 2013.
2. Please keep the Parts Catalog updated each time when receiving the Service Bulletin describing the addition, abolition and/or change of parts.
3. Actual shapes of parts may be different from the illustrations shown in this Parts Catalog because they are described only as a guide for searching parts.
4. One illustration is given more than one article number. Please confirm the sub-number, applicable model and remarks before ordering parts.

Ref.No.	Part No.	Description	Applicable model				Remarks
			Q'ty				
			M15/9.9D2	M18E2	M18E2	MX18E2	
1-1	1	3G2B01100-2	1	1			Black for M15/9.9D2
1-1	2	362B01100-3			1		Black for M18E2
1-1	3	3LDJ01100-0				1	Gray for MX18E2
1-2		350-00063-0	1	1	1		for M18E2 & M15/9.9D2
①③		332-01121-1	1	1	1		for M18E2 & M15/9.9D2

① Different specification
③ Illustration position number
Fig. No.

5. Given mark in (*) to part number shows assembly or kit part.

6. Marks in this Parts Catalog show.

STD	: Standard	OPT	: Optional Parts
O/S	: Over size	ASSY	: Assembly
DO	: Domestic Model	EX	: Export Model
A	: As required	EU	: European Union

7. Attention to order

Please order painted parts in accordance with following.

The parts that fourth figure of the parts number is (B), (Q) have painted.

Present coloring of power head is black (B) and lower unit is aqua marine blue (Q).

[Example]

ENGINE SHORT BLOCK KIT LOWER UNIT ASSY (L)


3M5B87090-A

398Q87302-2

B: Black

Q: Aquamarine Blue

8. About dimensional identification of bolts, nuts and washers.


BOLT 916124 - 0845


NUTS & WASHERS 940121 - 0800


9. Hose, that is a standard part, is replaced with long hose.

HOSE

98AL - 40 - 270



HOSE/PIPE

Fig No	Part No.	Description	Bulk part No.	Bulk part	
				Inner Diameter (mm)	Length (m)
1-30	98AL-40-270	HOSE	98AL-401000	4	1
1-32	98AL-40-030	HOSE	98AL-401000	4	1
1-33	98AL-40-220	HOSE	98AL-401000	4	1
1-38	98AB-30-270	HOSE	98AB-301000	3	1
3-29	98AB-50-220	HOSE	98AB-501000	5	1
12-29	98AB-50-185	HOSE	98AB-501000	5	1
16-6	98AB-70-700	HOSE	98AB-701000	7	1
16-7	98AB-701600	HOSE	98AB-701000 x2	7	1

CONTENTS

Fig. 1	CYLINDER • CRANK CASE	1
Fig. 2	PISTON • CRANK SHAFT	7
Fig. 3	INTAKE MANIFOLD	13
Fig. 4	CARBURETOR	17
Fig. 5	RECOIL STARTER	21
Fig. 6	MAGNETO • ELECTRIC PARTS	25
Fig. 7	ELECTRIC STARTER (EF • EP MODEL)	29
Fig. 8	DRIVE SHAFT HOUSING	33
Fig. 9	GEAR CASE	35
Fig. 10	BRACKET	41
Fig. 11	TILLER HANDLE	47
Fig. 12	BOTTOM COWL	49
Fig. 13	SHIFT	53
Fig. 14	REMOTE CONTROL PARTS	55
Fig. 15	TOP COWL	59
Fig. 16	FUEL TANK	61
Fig. 17	COMPONENT PARTS OF REMOTE CONTROL	63
Fig. 18	COMPONENT PARTS OF REMOTE CONTROL (ELECTRIC PARTS)	67
Fig. 19	OPTIONAL PARTS • ACCESSORIES	69
Fig. 20	ASSEMBLY • KIT PARTS	71
	INDEX	83
	INDEX (Parts Number)	87

Fig. 1 CYLINDER · CRANK CASE

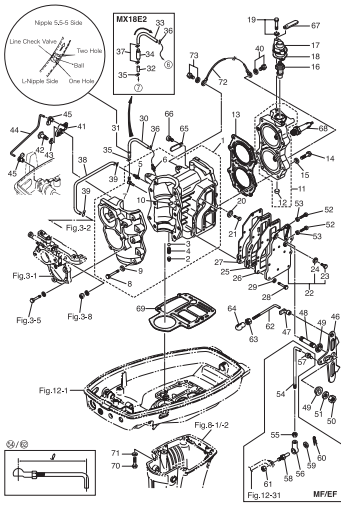


Fig. 2 PISTON · CRANK SHAFT

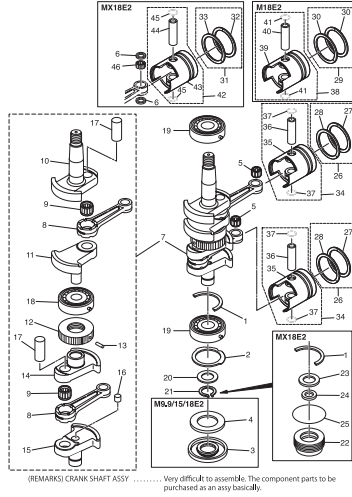


Fig. 3 INTAKE MANIFOLD

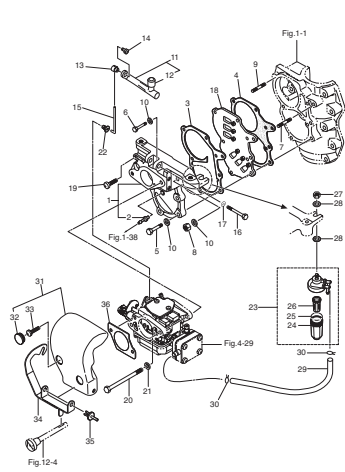


Fig. 4 CARBURETOR

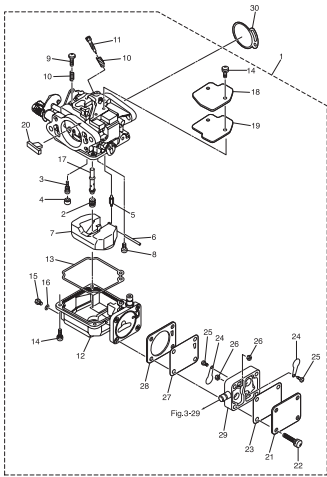


Fig. 5 RECOIL STARTER

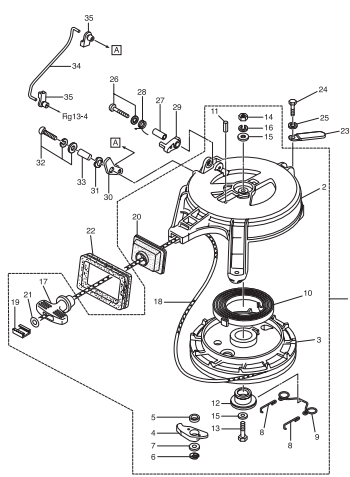


Fig. 6 MAGNETO · ELECTRIC PARTS

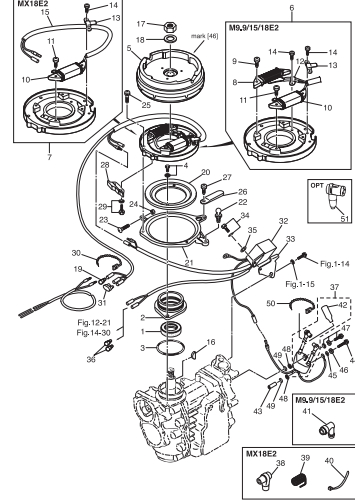


Fig. 7 ELECTRIC STARTER (EF · EP MODEL)

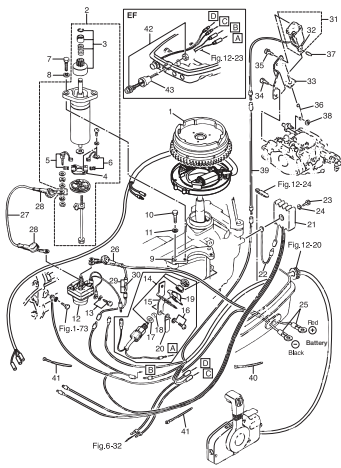


Fig. 8 DRIVE SHAFT HOUSING

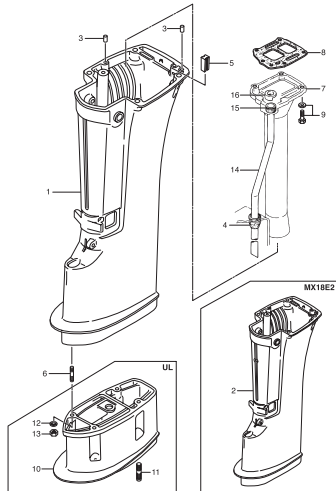


Fig. 9 GEAR CASE

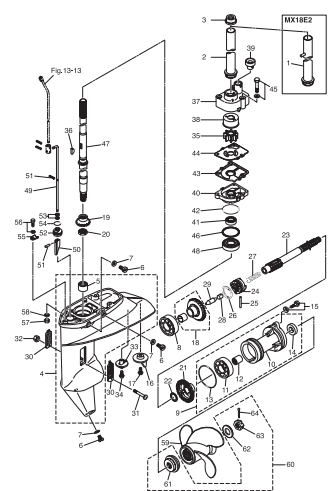


Fig. 10 BRACKET

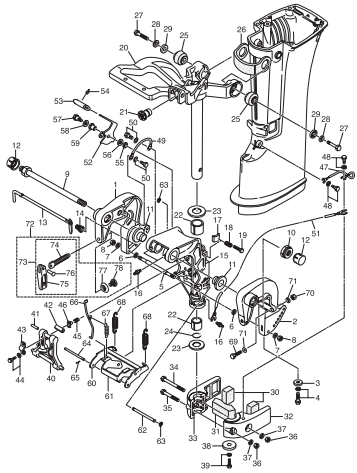


Fig. 11 TILLER HANDLE

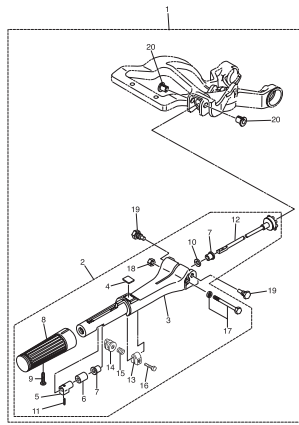


Fig. 12 BOTTOM COWL

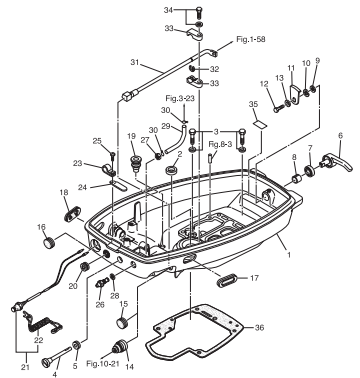


Fig. 13 SHIFT

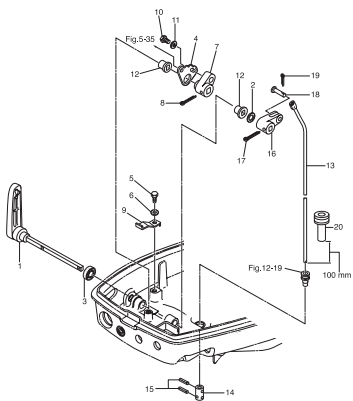


Fig. 14 REMOTE CONTROL PARTS

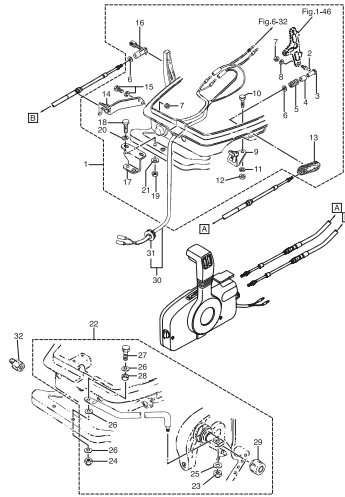


Fig. 15 TOP COWL

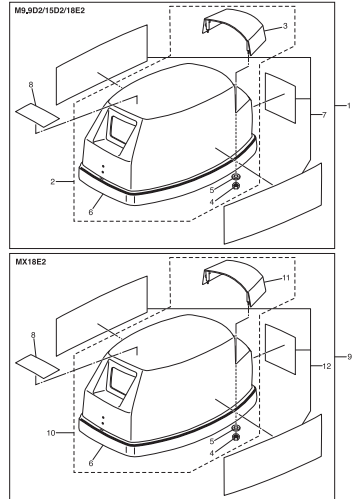


Fig. 16 FUEL TANK

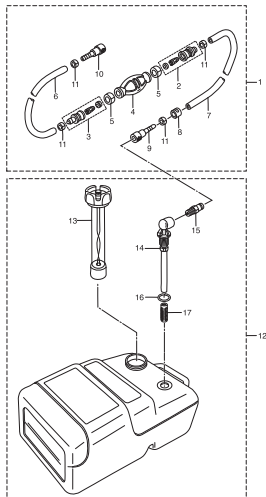


Fig. 17 COMPONENT PARTS OF REMOTE CONTROL

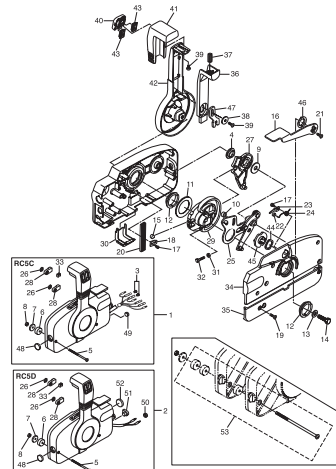
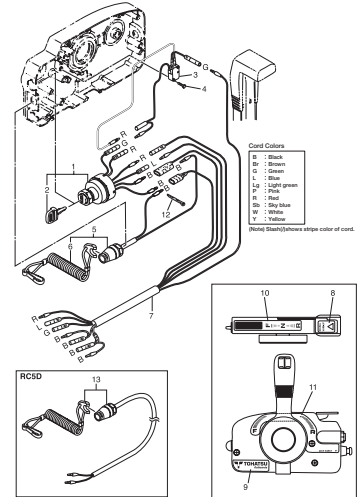


Fig. 18 COMPONENT PARTS OF REMOTE CONTROL (ELECTRIC PARTS)



- Color Codes**
- Pink
 - Blue
 - Green
 - Light green
 - Red
 - Yellow
 - White
 - Yellow
- Note: Shading/Color/shade stripe color of coat.*

Fig. 19 OPTIONAL PARTS · ACCESSORIES

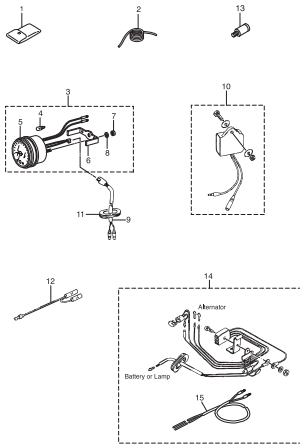


Fig. 20 ASSEMBLY · KIT PARTS

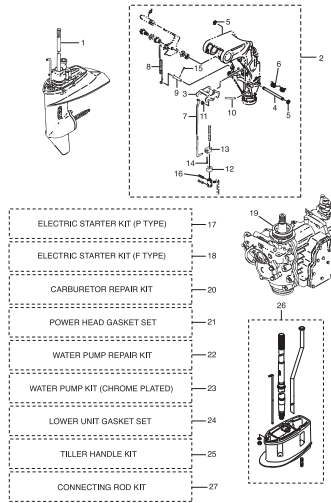
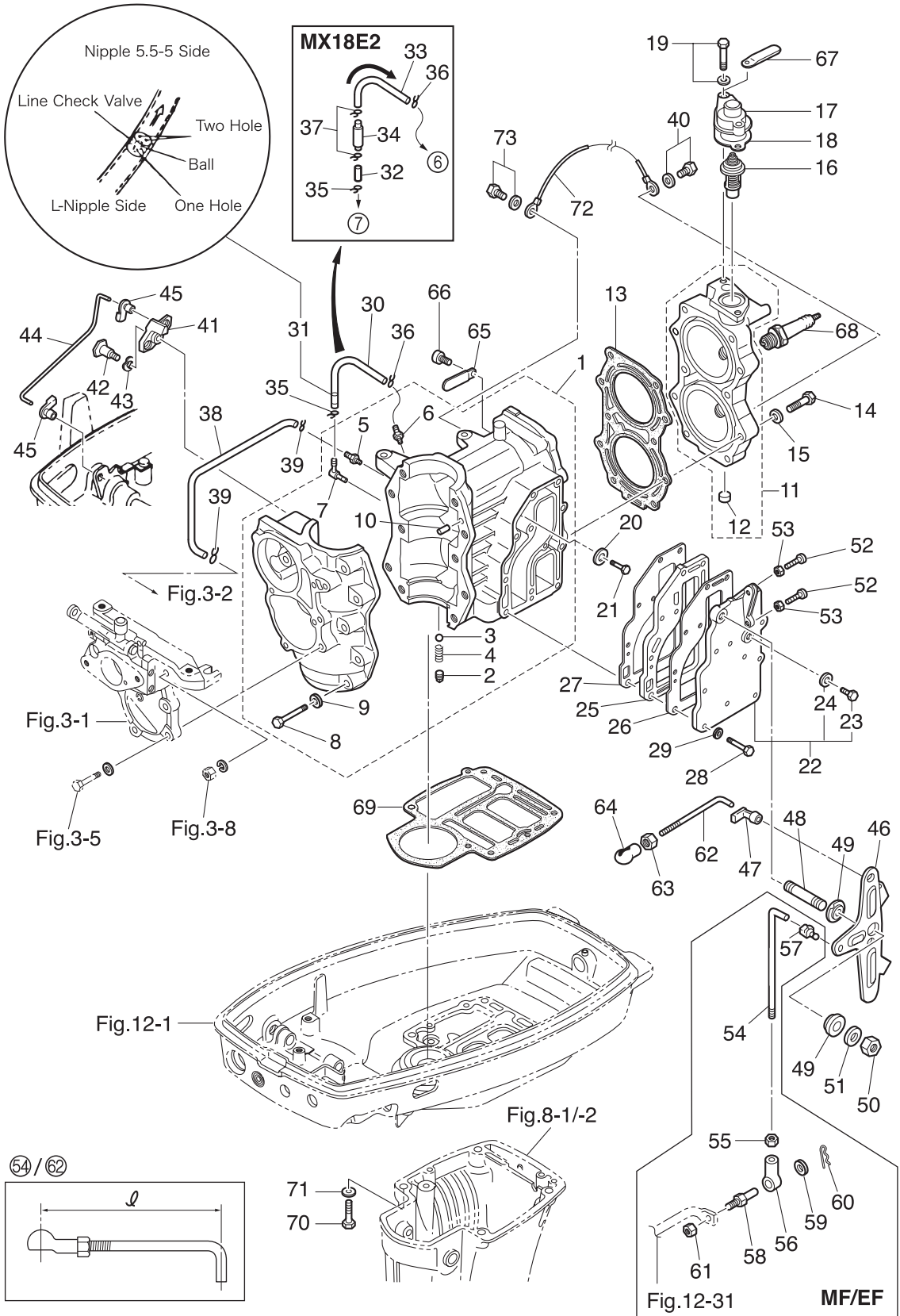


Fig. 1

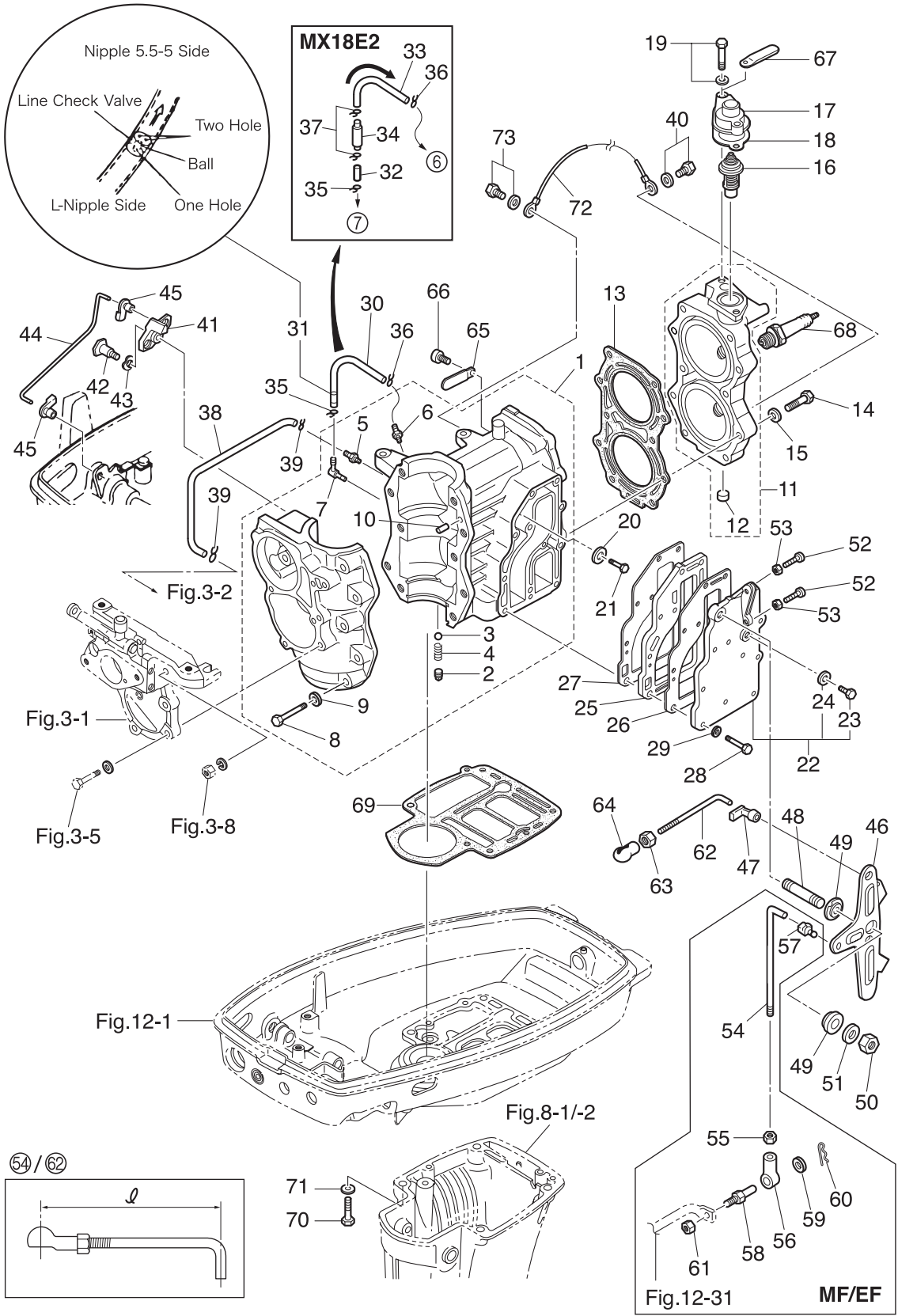
CYLINDER · CRANK CASE



Ref.No.	Part No.	Description	Q'ty				Remarks
			M9 9D2	M15D2	M18E2	MX18E2	
1-1	1	3G2B01100-2	CYL BLOCK & CRANKCASE ASSY	1	1		Black for M15/9.9D2
1-1	2	362B01100-3	CYL BLOCK & CRANKCASE ASSY			1	Black for M18E2
1-1	3	3LDJ01100-0	CYL BLOCK & CRANKCASE ASSY				1 Gray for MX18E2
1-2		350-00063-0	* SEALING PLUG 4.9-4	1	1	1	for M18E2 & M15/9.9D2
1-3		332-01121-1	* NYLON BALL 3/16	1	1	1	for M18E2 & M15/9.9D2
1-4		332-01122-0	* SPRING	1	1	1	for M18E2 & M15/9.9D2
1-5		338-01131-1	* NIPPLE 4.8-5	1	1	1	1
1-6		393-01131-0	* NIPPLE 5.5-5	1	1	1	1
1-7		393-01137-0	* NIPPLE	1	1	1	1
1-8		916124-0845	* BOLT	10	10	10	10
1-9		940121-0800	* WASHER	10	10	10	10
1-10		345-01111-0	* DOWEL PIN 6-12	2	2	2	2
1-11	1	397B01001-0	CYLINDER HEAD ASSY	1	1		Black for M15/9.9D2
1-11	2	398B01001-1	CYLINDER HEAD ASSY			1	Black for M18E2
1-11	3	3LDJ01001-0	CYLINDER HEAD ASSY				1 Gray for MX18E2
1-12		350-01093-0	* WELCH PLUG	1	1	1	1
1-13	1	351-01005-1	CYLINDER HEAD GASKET	1	1		for M15/9.9D2
1-13	2	350-01005-1	CYLINDER HEAD GASKET			1	1 for M18E2 & MX18E2
1-14		3M3-01012-0	CYLINDER HEAD BOLT	10	10	10	10
1-15		9401E3-0800	WASHER	10	10	10	10
1-16		350-01030-1	THERMOSTAT	1	1	1	1 Mark 52C PRV
1-17	1	3H6B01031-0	THERMOSTAT CAP	1	1	1	Black for M18E2 & M15/9.9D2
1-17	2	3H6J01031-0	THERMOSTAT CAP				1 Gray for MX18E2
1-18		346-01032-0	THERMOSTAT CAP GASKET	1	1	1	1
1-19		9101F4-5630	BOLT	2	2	2	2
1-20		338-60218-2	ANODE	1	1	1	1
1-21		910103-0616	BOLT	1	1	1	1
1-22	1	350B02300-1	EXHAUST COVER ASSY	1	1	1	Black for M18E2 & M15/9.9D2
1-22	2	350J02300-1	EXHAUST COVER ASSY				1 Gray for MX18E2

Fig. 1

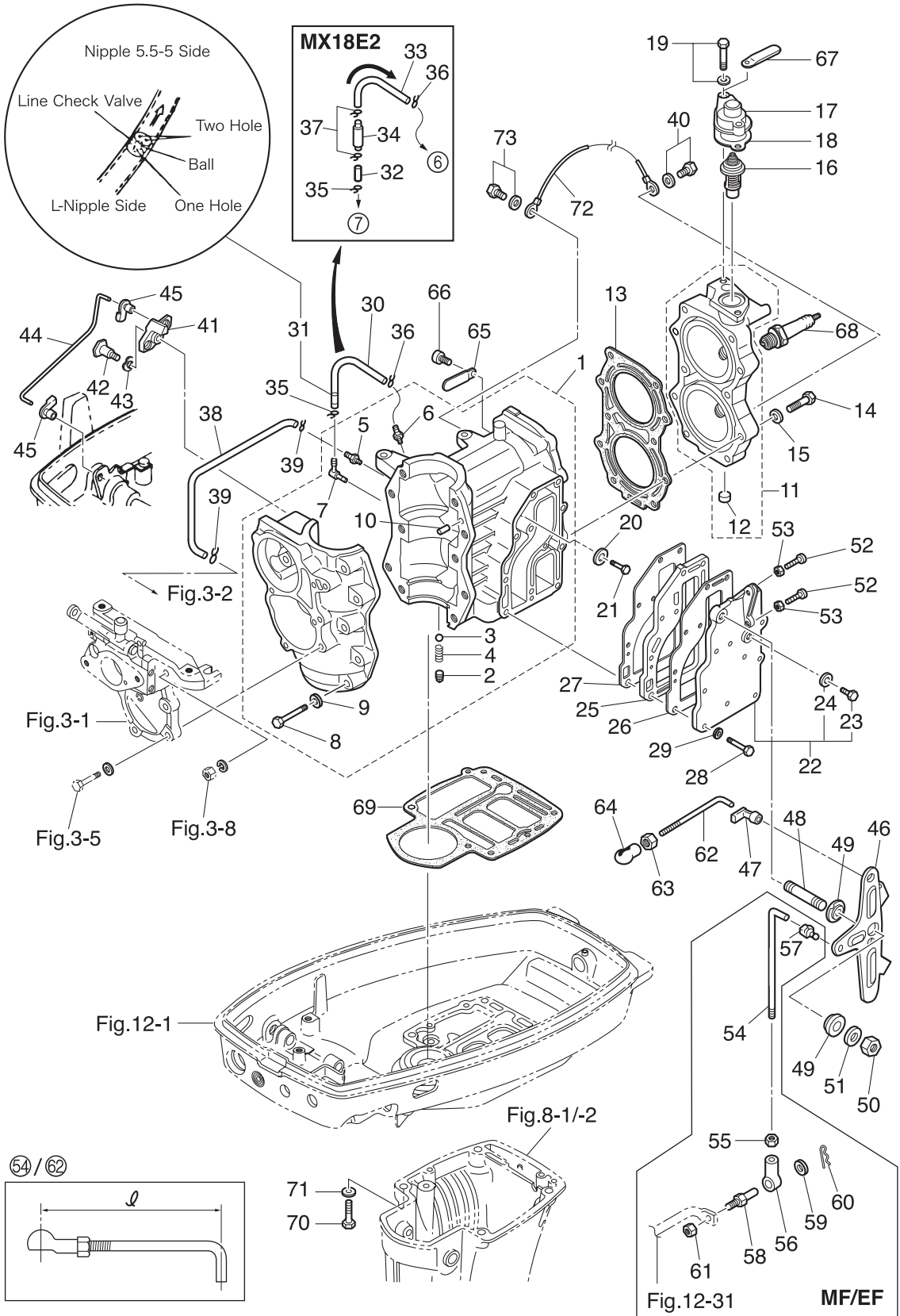
CYLINDER · CRANK CASE



Ref.No.	Part No.	Description	Q'ty				Remarks
			M9 9D2	M15D2	M18E2	MX18E2	
1-23	9106E3-0808	* BOLT	1	1	1	1	
1-24	332-60006-0	* GASKET 8.1-15-1	1	1	1	1	
1-25	1 350B02302-1	EXHAUST COVER (INNER)	1	1	1		Black for M18E2 & M15/9.9D2
1-25	2 350J02302-1	EXHAUST COVER (INNER)				1	Gray for MX18E2
1-26	350-02305-2	EXHAUST COVER GASKET	1	1	1	1	
1-27	350-02306-2	EXHAUST COVER GASKET	1	1	1	1	
1-28	9101F4-0625	BOLT	11	11	11	11	
1-29	9401E3-0600	WASHER	11	11	11	11	
1-30	98AL-40-270	HOSE	1	1	1		for M18E2 & M15/9.9D2 98AL-401000
1-31	393-01160-0	CHECK VALVE	1	1	1		for M18E2 & M15/9.9D2
1-32	98AL-40-030	HOSE				1	for MX18E2 98AL-401000
1-33	98AL-40-220	HOSE				1	for MX18E2 98AL-401000
1-34	3LC-01160-0	CHECK VALVE				1	for MX18E2
1-35	3T5-01133-0	CLIP ϕ 8	1	1	1	1	
1-36	338-01133-0	CLIP ϕ 7	1	1	1	1	
1-37	369-70098-2	CLIP ϕ 7				2	for MX18E2
1-38	98AB-30-270	HOSE	1	1	1	1	98AB-301000
1-39	338-01133-0	CLIP ϕ 7	2	2	2	2	
1-40	910103-5612	BOLT	1	1	1	1	Ground Cable
1-41	350-05211-0	THROTTLE LIMITER ARM	1	1	1	1	
1-42	350-05227-1	THROTTLE LIMITER SHAFT	1	1	1	1	
1-43	941403-0800	WAVE WASHER d=8	1	1	1	1	
1-44	350-05222-0	STARTER LOCK ROD	1	1	1	1	
1-45	345-05223-1	ROD SNAP 3.5-2	2	2	2	2	
1-46	350-63711-1	ADVANCER ARM	1	1	1	1	
1-47	3B7-63733-0	ROD SNAP 5-2.5	1	1	1	1	
1-48	915221-0823	STUD	1	1	1	1	
1-49	345-63713-0	BUSHING 8-14-4	2	2	2	2	
1-50	930403-0800	NYLON NUT 8-P1.25	1	1	1	1	

Fig. 1

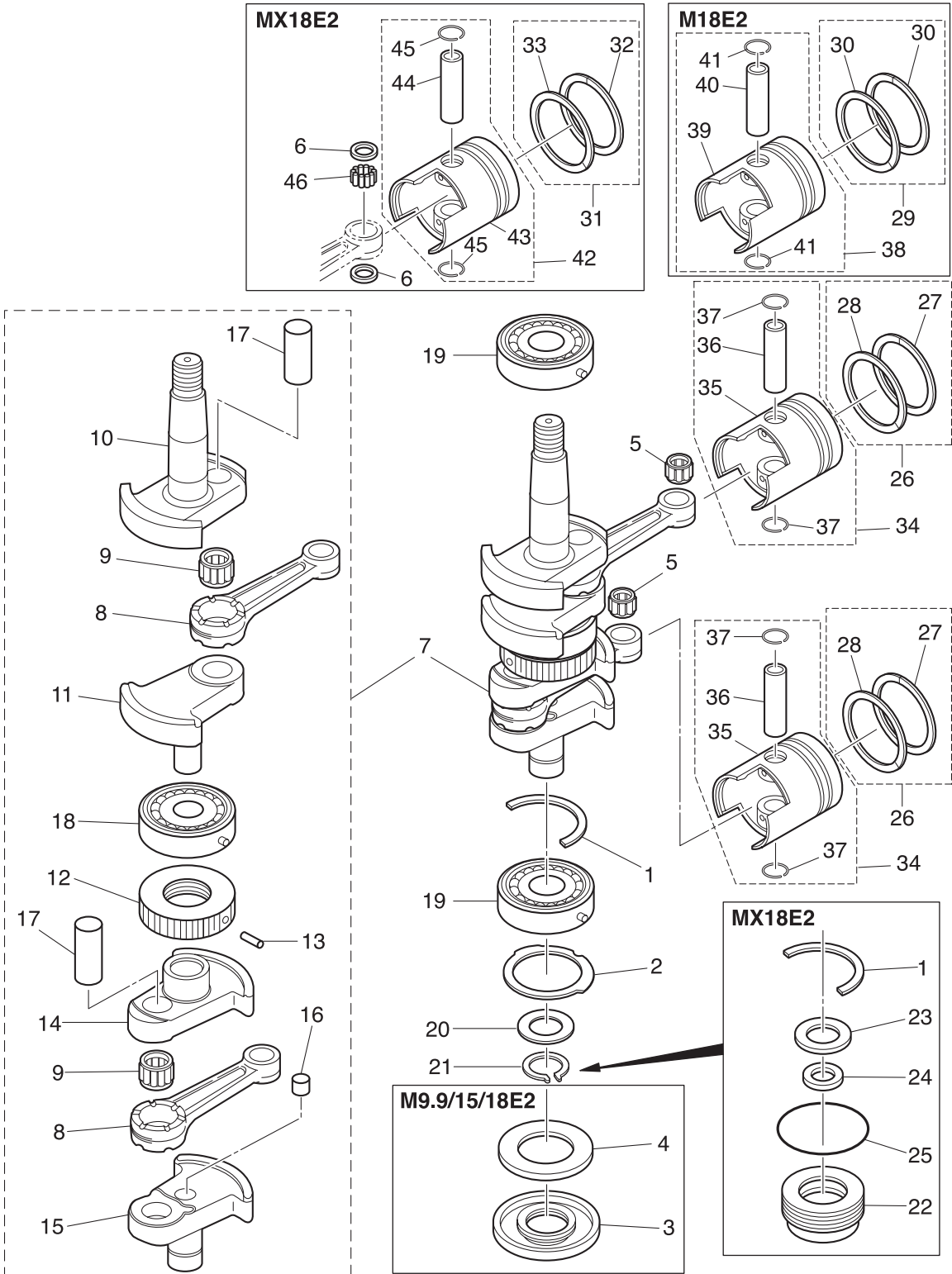
CYLINDER · CRANK CASE



Ref.No.	Part No.	Description	Q'ty				Remarks
			M9.9D2	M15D2	M18E2	MX18E2	
1-51	334-66233-0	WASHER 8.1-16-1.5	1	1	1	1	
1-52	921503-0525	SCREW	2	2	2	2	
1-53	930103-0500	NUT	2	2	2	2	
1-54	398-63717-1	ROD 5-65L	1	1	1	1	for M(X)18E2/M15D2 $\ell=78$ M9.9D2 $\ell=75$
1-55	930103-0500	NUT	1	1	1	1	for MF/EF
1-56	346-05234-0	ROD JOINT $\phi 5$	1	1	1	1	for MF/EF
1-57	3B7-63733-0	ROD SNAP 5-2.5	1	1	1	1	for MF/EF
1-58	353-83728-1	PIN	1	1	1	1	for MF/EF
1-59	3AA-83719-0	WASHER 8.5-18-1.6	1	1	1	1	for MF/EF
1-60	951603-0800	SNAP PIN $d=8$	1	1	1	1	for MF/EF
1-61	930103-0600	NUT	1	1	1	1	for MF/EF
1-62	350-63715-1	ROD 5-60L	1	1	1	1	$\ell=73$
1-63	930103-0500	NUT	1	1	1	1	
1-64	3B7-05243-0	BALL JOINT CONNECTOR	1	1	1	1	
1-65	398-06972-0	CLAMP 6.5-67P	1	1	1	1	
1-66	921503-0610	SCREW	1	1	1	1	
1-67	398-06972-0	CLAMP 6.5-67P	1	1	1	1	
1-68	1 9701-1-1015	SPARK PLUG (BR7HS10)	2	2	2		for M18E2 & M15/9.9D2
1-68	2 9701-1-1010	SPARK PLUG (BP7HS10)				2	for MX18E2
1-69	3M3-01303-0	ENGINE BASEMENT GASKET	1	1	1	1	
1-70	3M3-61017-1	BOLT 8-45	4	4	4	4	
1-71	9401E3-0800	WASHER	4	4	4	4	
1-72	3B7-76142-1	GROUND CABLE L=120	1	1	1	1	Cylinder Head-Cylinder
1-73	1 910103-5612	BOLT	1	1	1		Ground, Battery Cable for EF/EP
1-73	2 910103-5612	BOLT	1	1	1	1	Ground Cable for MF

Fig. 2

PISTON • CRANK SHAFT

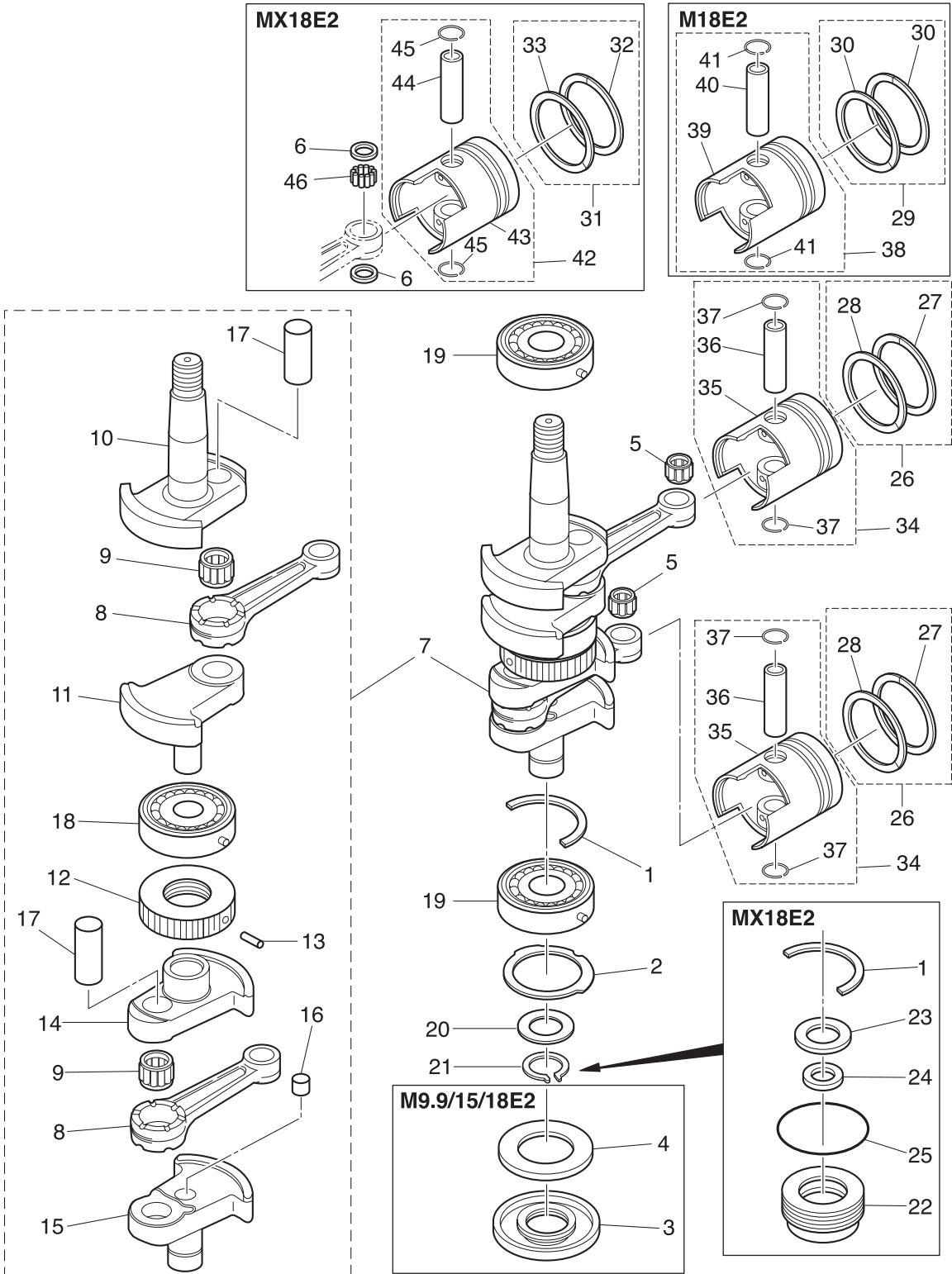


(REMARKS) CRANK SHAFT ASSY Very difficult to assemble. The component parts to be purchased as an assy basically.

Ref.No.	Part No.	Description	Q'ty				Remarks	
			M15/9.9D2	M18E2	M18E2	MX18E2		
2-1	1	350-00115-0	THRUST PLATE	1	1	1		for M18E2 & M15/9.9D2
2-1	2	350-00115-0	THRUST PLATE				2	for MX18E2
2-2		350-00107-0	THRUST PLATE	1	1	1	1	
2-3		3M2-00122-0	OIL SEAL 25-62-9.5	1	1	1		for M18E2 & M15/9.9D2
2-4		362-00128-0	OIL SEALING RING	1	1	1		for M18E2 & M15/9.9D2
2-5		3M3-00042-0	ROLLER BEARING 14-18-20	2	2	2		for M18E2 & M15/9.9D2
2-6		3LD-00046-0	SMALL END BEARING WASHER				4	for MX18E2
2-7		3M2-00069-1	CRANKSHAFT SUB-ASSY	1	1	1	1	
2-8		350-00040-0	* CONNECTING ROD	2	2	2	2	
2-9		3G4-00043-0	* ROLLER BEARING 20-26-16	2	2	2	2	
2-10		3M2-00031-1	* CRANKSHAFT A	1	1	1	1	
2-11		350-00032-1	* CRANKSHAFT B	1	1	1	1	
2-12		350-00051-1	* LABYRINTH PACKING	1	1	1	1	
2-13		951407-0308	* SPRING PIN 3-8	1	1	1	1	
2-14		350-00033-1	* CRANKSHAFT C	1	1	1	1	
2-15		350-00034-2	* CRANKSHAFT D	1	1	1	1	
2-16		350-00062-0	* SEALING PLUG	1	1	1	1	
2-17		350-00061-1	* CRANK PIN	2	2	2	2	
2-18		9603-3-6305	* BALL BEARING	1	1	1	1	Center
2-19		9603-3-6305	BALL BEARING	2	2	2	2	Upper, Lower
2-20		346-00116-0	SPACER 25.2-34-1.6	1	1	1	1	
2-21		945102-2500	C-RING	1	1	1	1	
2-22		3LD-01291-0	CRANKCASE HEAD				1	for MX18E2
2-23		3LD-00121-0	OIL SEAL 25-47-6				1	for MX18E2
2-24		350-01215-1	OIL SEAL 12.8-25-7				1	for MX18E2
2-25		338-01403-0	O-RING 2-55.5				1	for MX18E2
2-26	1	3M2-87123-0	PISTON RING SET	2	2			STD for M15/9.9D2
2-26	2	3M2-87124-0	PISTON RING SET (0.5 O/S)	2	2			OPT for M15/9.9D2
2-27	1	3G2-00011-0	* PISTON RING	1	1			STD for M15/9.9D2 1st

Fig. 2

PISTON • CRANK SHAFT

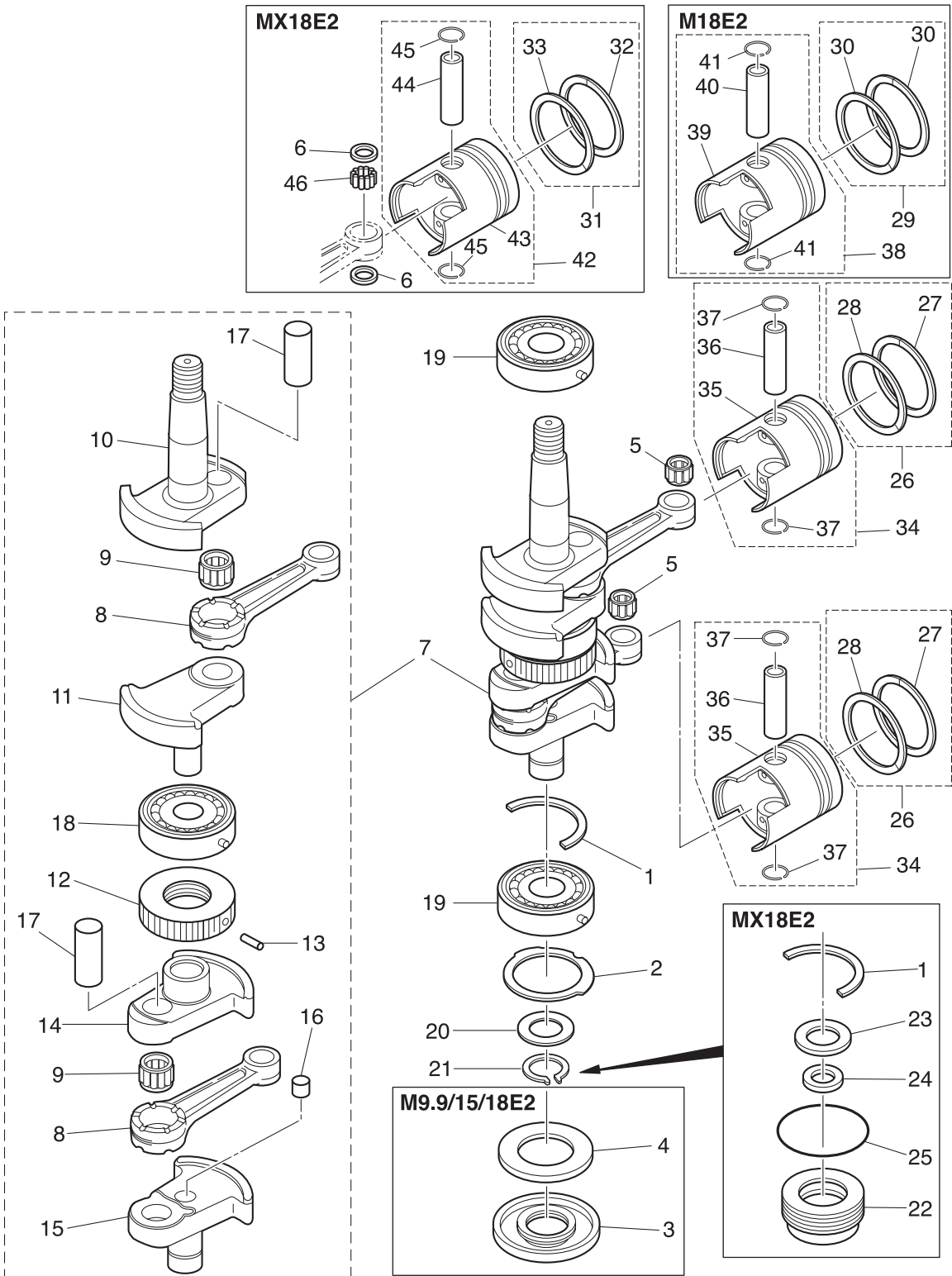


(REMARKS) CRANK SHAFT ASSY Very difficult to assemble. The component parts to be purchased as an assy basically.

Ref.No.	Part No.	Description	Q'ty				Remarks
			M15/9.9D2	M15D2	M18E2	MX18E2	
2-27	2	3G2-00014-0	* PISTON RING (0.5 O/S)	1	1		OPT for M15/9.9D2 1st
2-28	1	351-00011-0	* PISTON RING	1	1		STD for M15/9.9D2 2nd
2-28	2	351-00014-0	* PISTON RING (0.5 O/S)	1	1		OPT for M15/9.9D2 2nd
2-29	1	3M4-87123-0	PISTON RING SET			2	STD for M18E2
2-29	2	3M4-87124-0	PISTON RING SET (0.5 O/S)			2	OPT for M18E2
2-30	1	350-00011-0	* PISTON RING			2	STD for M18E2
2-30	2	350-00014-0	* PISTON RING (0.5 O/S)			2	OPT for M18E2
2-31	1	3LD-87123-1	PISTON RING SET			2	STD for MX18E2
2-31	2	3LD-87124-1	PISTON RING SET (0.5 O/S)			2	OPT for MX18E2
2-32	1	3LD-00011-0	* PISTON RING			1	STD for MX18E2 1st Keystone Ring
2-32	2	3LD-00014-0	* PISTON RING (0.5 O/S)			1	OPT for MX18E2 1st Keystone Ring
2-33	1	350-00011-0	* PISTON RING			1	STD for MX18E2 2nd
2-33	2	350-00014-0	* PISTON RING (0.5 O/S)			1	OPT for MX18E2 2nd
2-34	1	3M2-87130-0	PISTON REPAIR KIT	2	2		STD for M15/9.9D2
2-34	2	3M2-87131-0	PISTON REPAIR KIT (0.5 O/S)	2	2		OPT for M15/9.9D2
2-35	1	351-00001-2	* PISTON	1	1		STD for M15/9.9D2
2-35	2	351-00004-2	* PISTON (0.5 O/S)	1	1		OPT for M15/9.9D2
2-36		332-00021-1	* PISTON PIN	1	1		for M15/9.9D2
2-37		350-00024-1	* PISTON PIN CLIP	2	2		for M15/9.9D2
2-38	1	3M4-87130-0	PISTON REPAIR KIT			2	STD for M18E2
2-38	2	3M4-87131-0	PISTON REPAIR KIT (0.5 O/S)			2	OPT for M18E2
2-39	1	350-00001-1	* PISTON			1	STD for M18E2
2-39	2	350-00004-1	* PISTON (0.5 O/S)			1	OPT for M18E2
2-40		350-00021-1	* PISTON PIN			1	for M18E2
2-41		350-00024-1	* PISTON PIN CLIP			2	for M18E2
2-42	1	3LD-87130-0	PISTON REPAIR KIT			2	STD for MX18E2
2-42	2	3LD-87131-0	PISTON REPAIR KIT (0.5 O/S)			2	OPT for MX18E2
2-43	1	3LD-00001-0	* PISTON			1	STD for MX18E2
2-43	2	3LD-00004-0	* PISTON (0.5 O/S)			1	OPT for MX18E2

Fig. 2

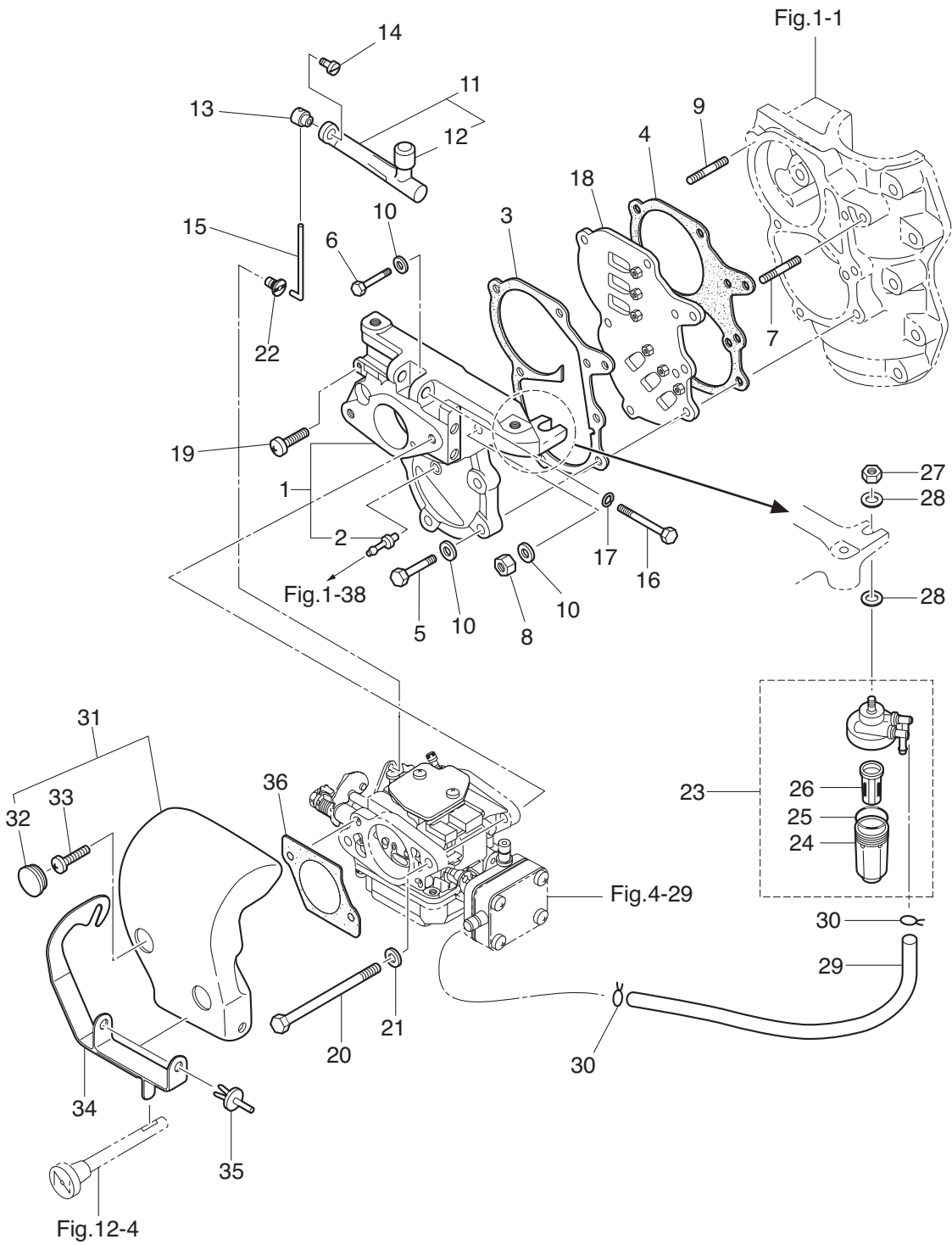
PISTON • CRANK SHAFT



(REMARKS) CRANK SHAFT ASSY Very difficult to assemble. The component parts to be purchased as an assy basically.

Fig. 3

INTAKE MANIFOLD



Ref.No.	Part No.	Description	Q'ty				Remarks	
			M9 9D2	M15D2	M18E2	MX18E2		
3-1	1	3M2B02010-1	INTAKE MANIFOLD ASSY	1	1	1		Black for M18E2 & M15/9.9D2
3-1	2	3M2J02010-1	INTAKE MANIFOLD ASSY				1	Gray for MX18E2
3-2		338-01131-1	* NIPPLE 4.8-5	1	1	1	1	
3-3		350-02104-2	INTAKE MANIFOLD GASKET	1	1	1	1	
3-4		350-02105-3	INTAKE MANIFOLD GASKET	1	1	1	1	
3-5		916124-0628	BOLT	4	4	4	4	
3-6		916124-0635	BOLT	1	1	1	1	
3-7		915324-0625	STUD	1	1	1	1	L=25
3-8		930121-0600	NUT	2	2	2	2	
3-9		915324-0630	STUD	1	1	1	1	L=30
3-10		940121-0600	WASHER	7	7	7	7	
3-11		3M2-03167-0	THROTTLE LEVER ASSY	1	1	1	1	
3-12		3M2-03171-0	* THROTTLE ROLLER	1	1	1	1	
3-13		350-03176-0	THROTTLE LEVER END	1	1	1	1	
3-14		910903-0506	BOLT	1	1	1	1	
3-15		350-03174-0	ROD	1	1	1	1	
3-16		916103-0550	BOLT	1	1	1	1	
3-17		941303-0500	SPRING WASHER	1	1	1	1	
3-18		362-02100-1	REED VALVE ASSY	1	1	1	1	
3-19		9215F1-0620	SCREW	1	1	1	1	
3-20		916103-0680	BOLT	2	2	2	2	
3-21		940103-0600	WASHER	2	2	2	2	
3-22		3G2-67196-0	ROD SNAP 3.4-1.6	1	1	1	1	
3-23		3AD-02230-0	FUEL FILTER ASSY	1	1	1	1	
3-24		3AD-02237-0	* CUP	1	1	1	1	
3-25		3AD-02235-0	* O-RING	1	1	1	1	
3-26		3AD-02234-0	* FILTER	1	1	1	1	
3-27		930103-0800	NUT	1	1	1	1	
3-28		334-66233-0	WASHER 8.1-16-1.5	2	2	2	2	

Fig. 3

INTAKE MANIFOLD

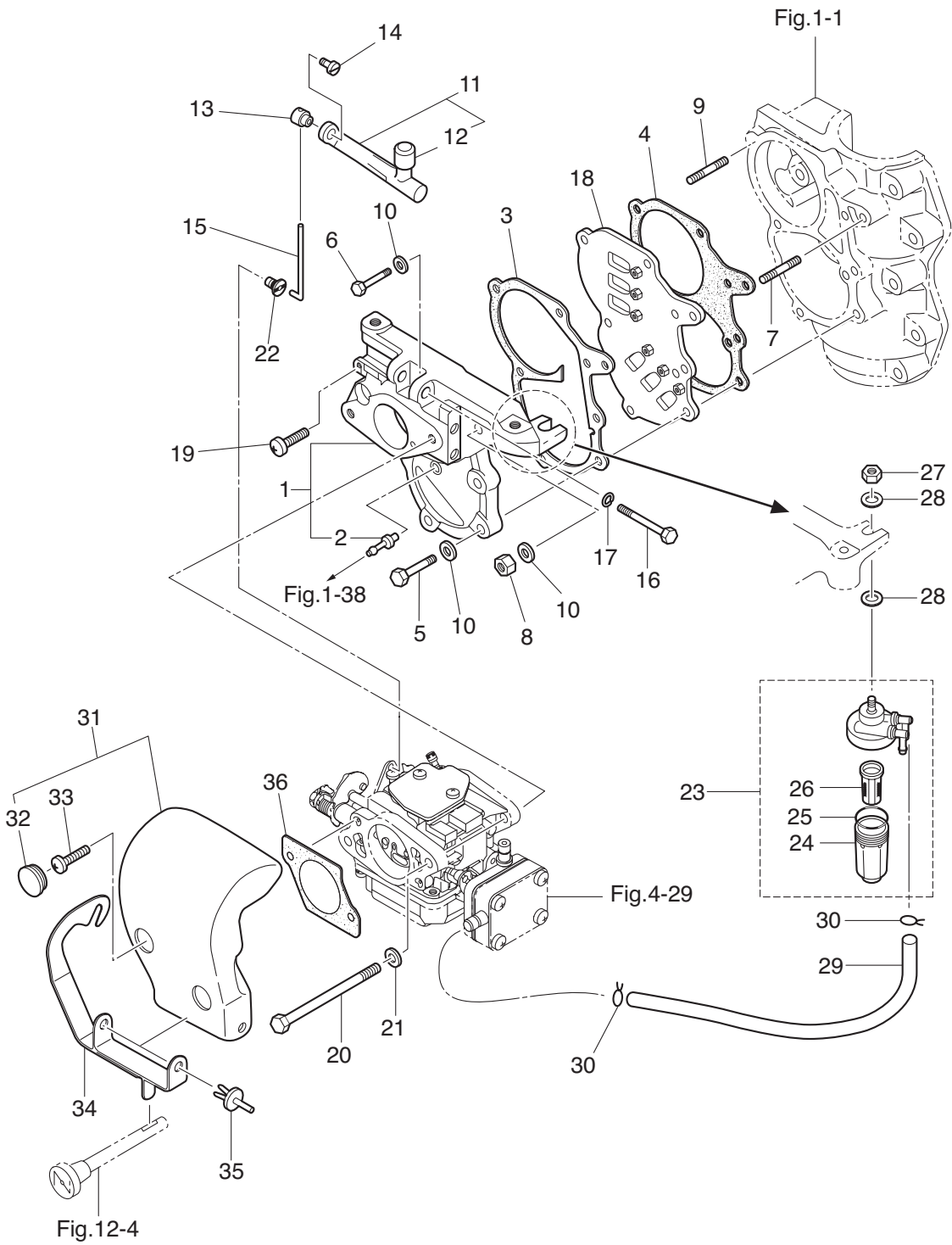
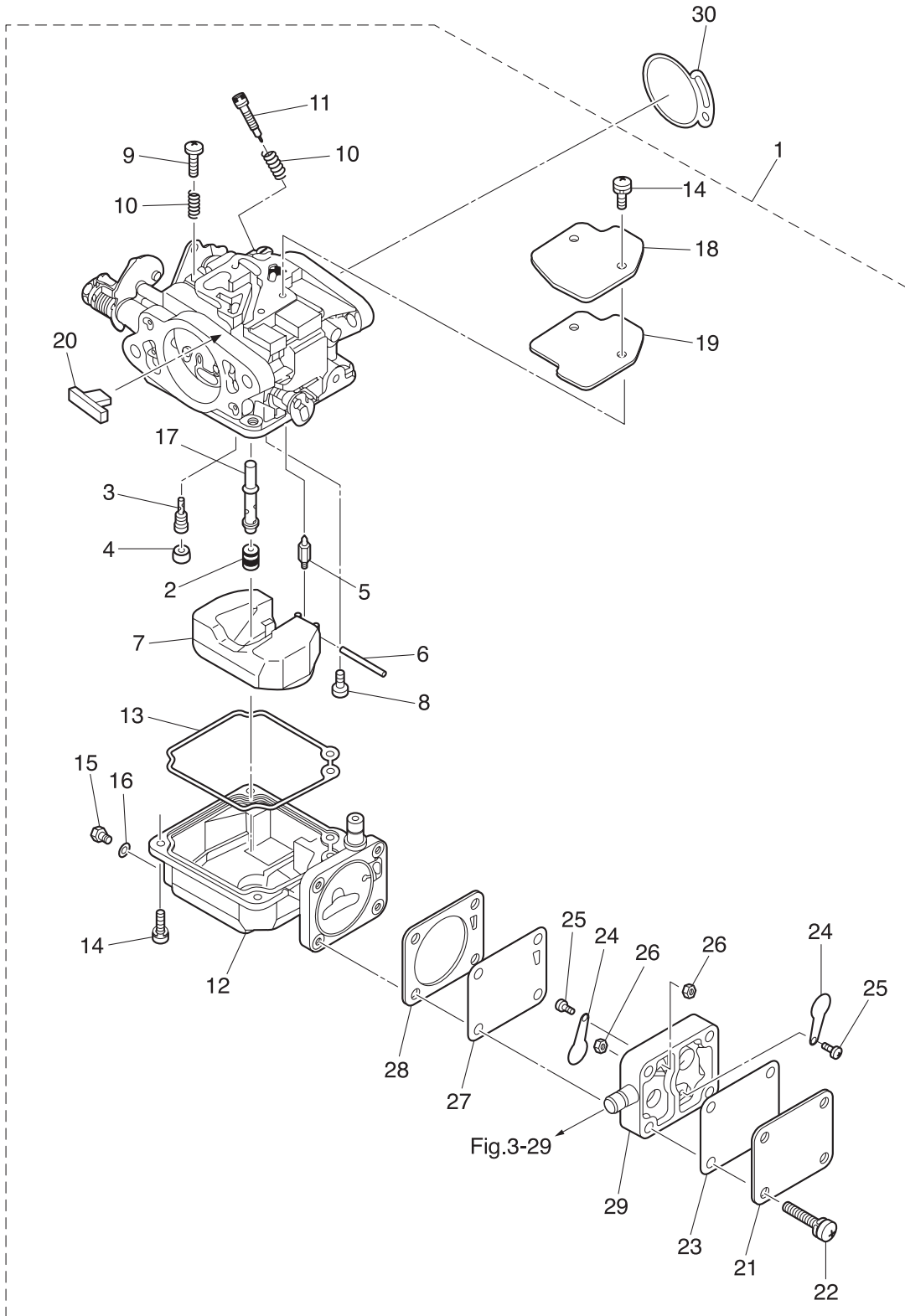


Fig. 4

CARBURETOR



Ref.No.	Part No.	Description	Q' ty				Remarks	
			M9 9D2	M15D2	M18E2	MX18E2		
4-1	1	3G2-03100-5	CARBURETOR ASSY	1	1		3G23 for M15/9.9D2	
4-1	2	3M2-03100-2	CARBURETOR ASSY			1	3M21 for M18E2	
4-1	3	3LD-03100-0	CARBURETOR ASSY				1	3LDX for MX18E2
4-2	1	3M2-03151-0	* MAIN JET (#110)	1	1			for M15/9.9D2
4-2	2	3M2-04616-0	* MAIN JET (#116)			1		for M18E2
4-2	3	3C8-03441-0	* MAIN JET (#122)				1	for MX18E2
4-3	1	3M2-03152-0	* SLOW JET (#80)	1	1			for M15/9.9D2
4-3	2	3M2-04560-0	* SLOW JET (#60)			1		for M18E2
4-3	3	3LD-04562-0	* SLOW JET (#62)				1	for MX18E2
4-4		3C8-03169-0	* PLUG	1	1	1	1	
4-5	1	3E3-03147-0	* FLOAT VALVE	1	1	1		for M18E2 & M15/9.9D2
4-5	2	3LD-03147-0	* FLOAT VALVE				1	for MX18E2
4-6		3C8-03126-0	* FLOAT ARM PIN	1	1	1	1	
4-7		3C8-03125-0	* FLOAT	1	1	1	1	
4-8		921722-0410	* SCREW	1	1	1	1	
4-9		3C8-03179-1	* STOP SCREW	1	1	1	1	
4-10		3C8-03157-0	* SPRING	2	2	2	2	
4-11		3G2-03156-0	* ADJUST SCREW	1	1	1	1	
4-12		3G2-03120-0	* FLOAT CHAMBER	1	1	1	1	
4-13		3C8-03121-0	* FLOAT CHAMBER GASKET	1	1	1	1	
4-14		922503-0410	* SCREW	6	6	6	6	Float Chamber Carburetor Cover
4-15		910306-0405	* BOLT	1	1	1	1	
4-16		3C8-03193-0	* GASKET	1	1	1	1	
4-17	1	3M2-03141-0	* MAIN NOZZLE	1	1			for M15/9.9D2
4-17	2	3G2-03141-0	* MAIN NOZZLE			1	1	for M18E2 & MX18E2
4-18		3C8-03181-0	* CARBURETOR COVER	1	1	1	1	
4-19		3C8-03182-0	* CARBURETOR COVER GASKET	1	1	1	1	
4-20		3C8-03180-0	* RUBBER PLUG	1	1	1	1	
4-21		3C8-04004-0	* PUMP COVER	1	1	1	1	

Fig. 4

CARBURETOR

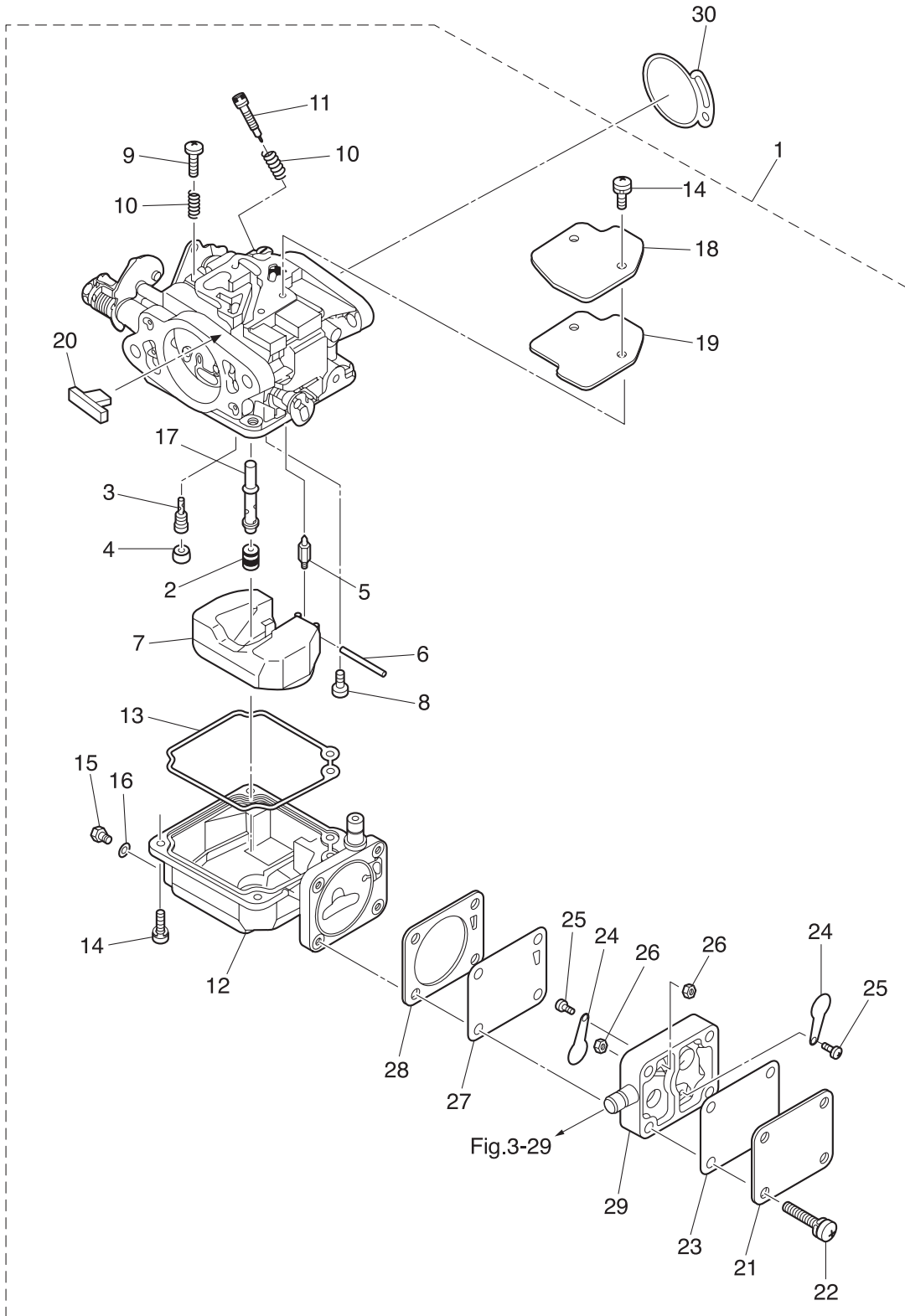
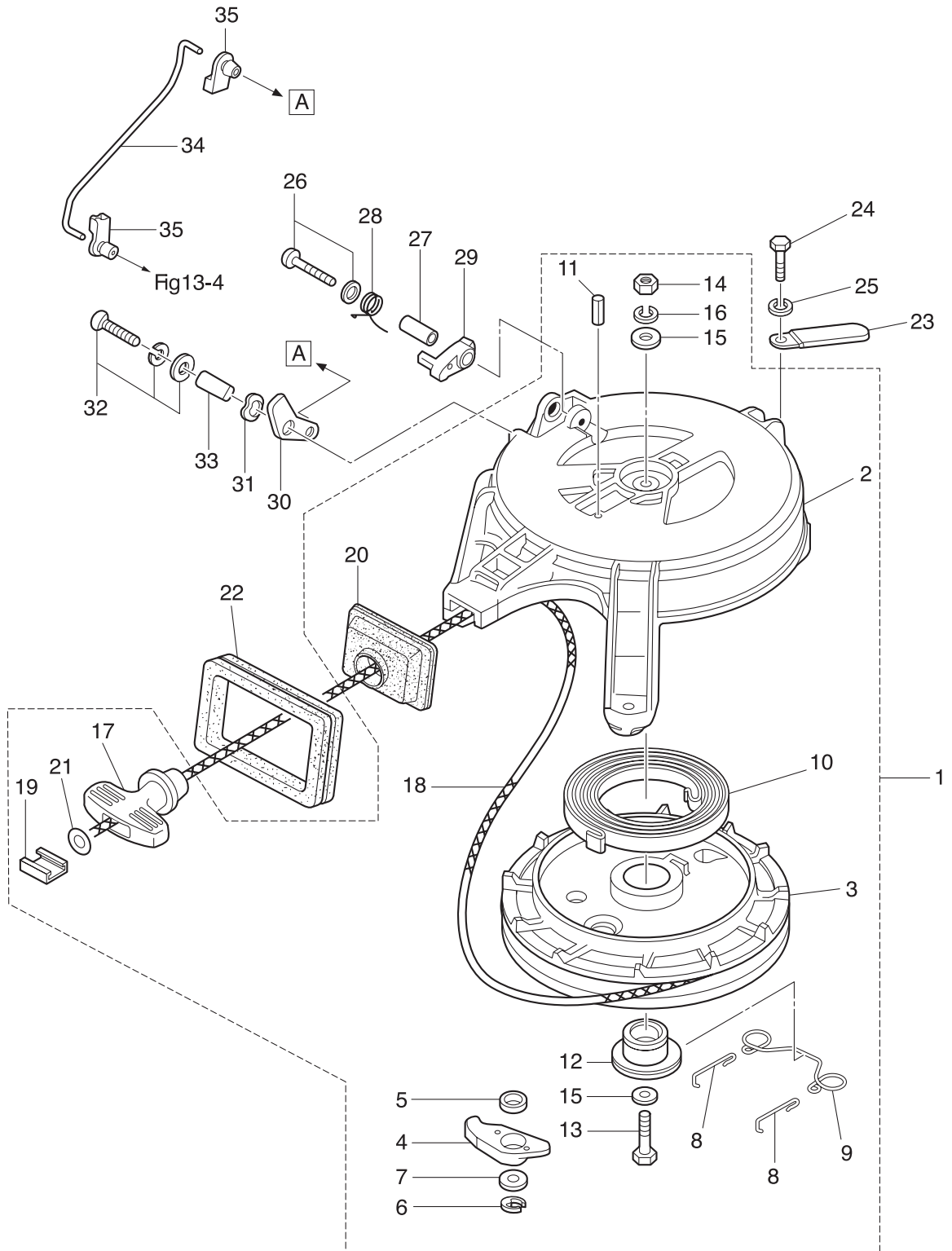


Fig. 5

RECOIL STARTER



Ref.No.	Part No.	Description	Q'ty				Remarks
			M9 9D2	M15D2	M18E2	MX18E2	
5-1	350-05000-2	RECOIL STARTER ASSY	1	1	1	1	
5-2	350-05105-0	* STARTER CASE	1	1	1	1	
5-3	350-05104-1	* REEL ASSY	1	1	1	1	
5-4	345-05003-1	* RATCHET	1	1	1	1	
5-5	345-05135-1	* BUSHING 14.7-15.9-6	1	1	1	1	
5-6	945303-0500	* E-RING d=5	1	1	1	1	
5-7	346-67115-0	* WASHER 6.5-21-1	1	1	1	1	
5-8	350-05123-0	* RETURN SPRING	2	2	2	2	
5-9	350-05124-0	* RETURN SPRING	1	1	1	1	
5-10	345-05004-1	* STARTER SPRING	1	1	1	1	
5-11	951403-0316	* SPRING PIN 3-16	1	1	1	1	
5-12	350-05132-0	* STARTER SHAFT	1	1	1	1	
5-13	9101F4-0635	* BOLT	1	1	1	1	
5-14	930103-0600	* NUT	1	1	1	1	
5-15	940121-0600	* WASHER	2	2	2	2	
5-16	941322-0600	* SPRING WASHER	1	1	1	1	
5-17	338-05019-0	* STARTER HANDLE	1	1	1	1	
5-18	350-05013-1	* STARTER ROPE ϕ 5-1600	1	1	1	1	
5-19	338-05131-0	* ROPE ANCHOR	1	1	1	1	
5-20	350-05116-1	* SEALING PLATE	1	1	1	1	
5-21	350-05136-0	* O-RING 2.5-4.5	1	1	1	1	
5-22	3KM-67503-0	STARTER SEAL	1	1	1	1	
5-23	309-06972-0	CLAMP 6.5-47.5P	1	1	1	1	
5-24	9101F4-0630	BOLT	3	3	3	3	
5-25	940103-0600	WASHER	3	3	3	3	
5-26	921503-5430	SCREW	1	1	1	1	
5-27	338-05255-0	COLLAR 4-6-21	1	1	1	1	
5-28	338-05216-0	STARTER LOCK SPRING	1	1	1	1	
5-29	338-05252-0	STARTER LOCK	1	1	1	1	

Fig. 5

RECOIL STARTER

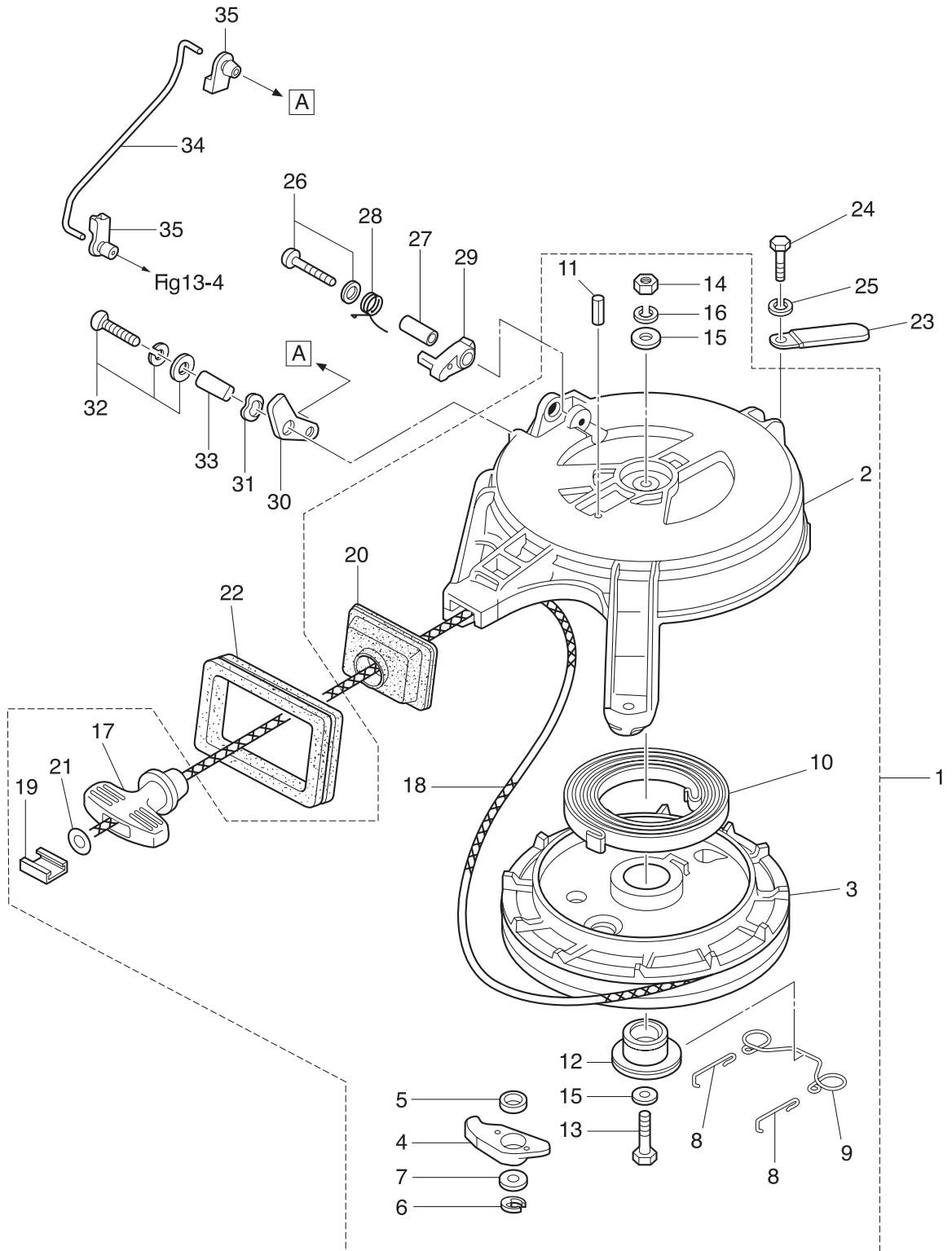
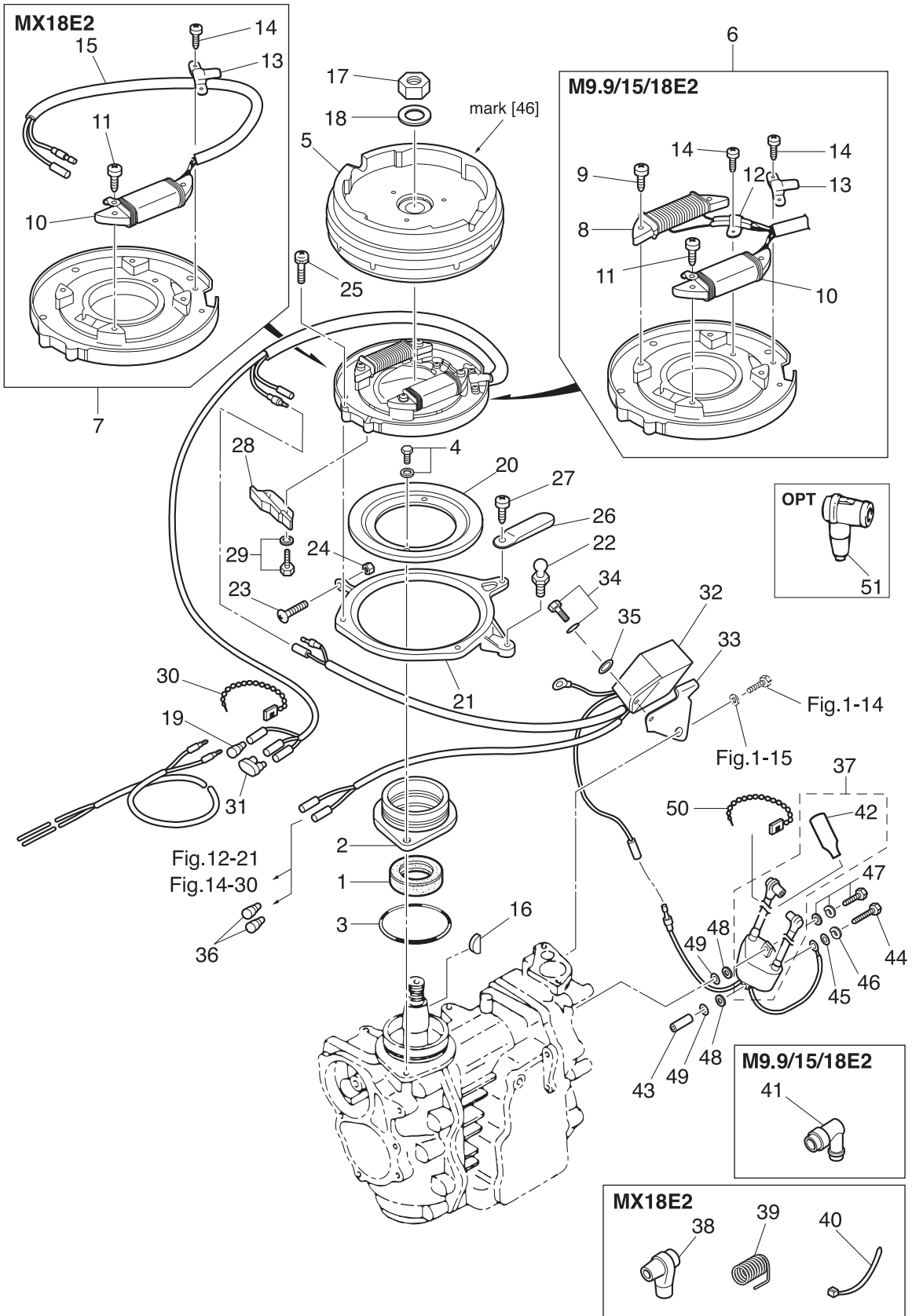


Fig. 6

MAGNETO • ELECTRIC PARTS

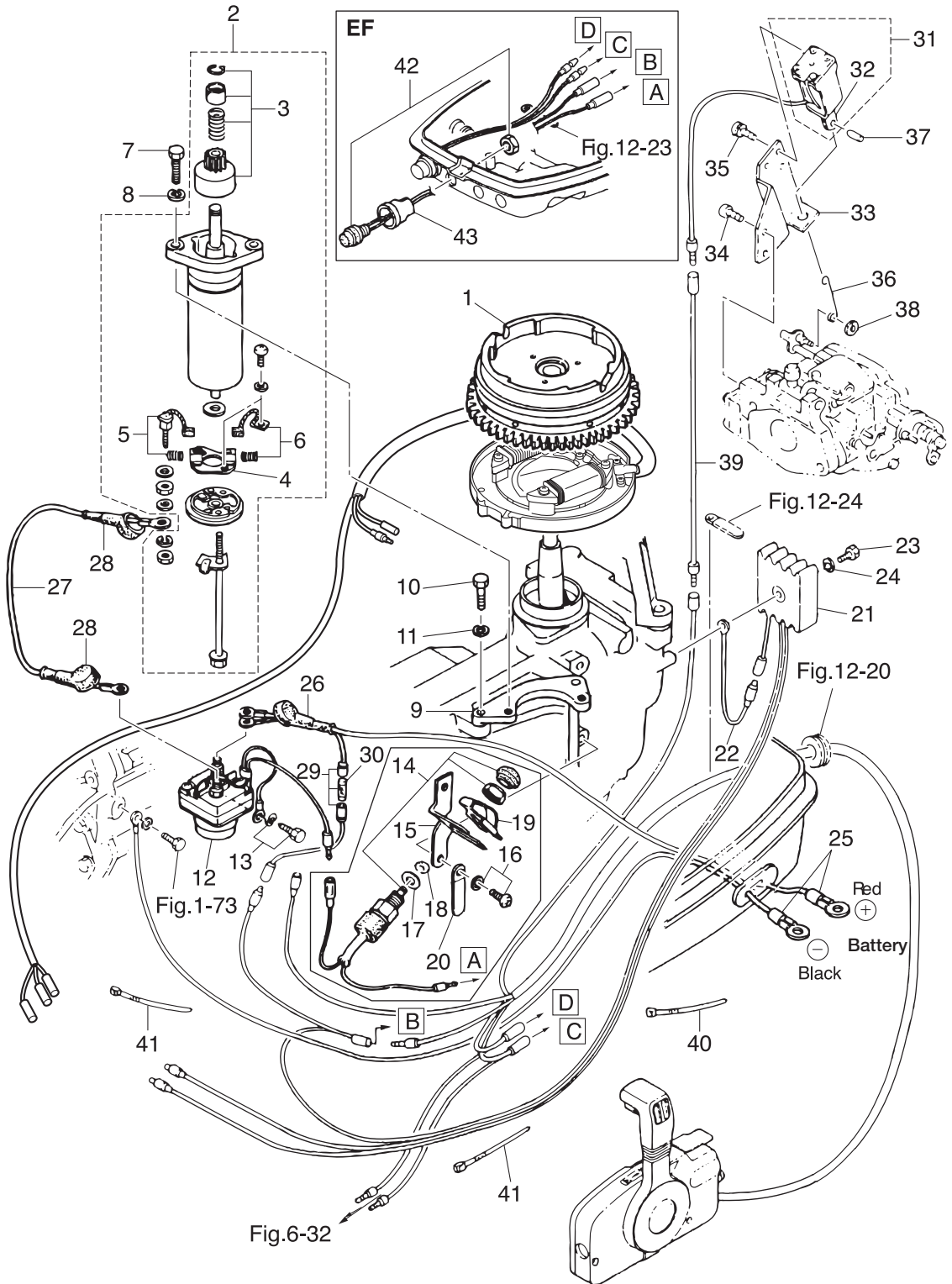


Ref.No.	Part No.	Description	Q'ty				Remarks
			M9 9D2	M15D2	M18E2	MX18E2	
6-1	350-00121-0	OIL SEAL 25-45-8	1	1	1	1	
6-2	350-01401-0	MAGNETO BASEMENT	1	1	1	1	
6-3	338-01403-0	O-RING 2-55.5	1	1	1	1	
6-4	910121-6620	BOLT	2	2	2	2	
6-5	3M3-06001-1	FLYWHEEL	1	1	1	1	FF 5114 mark 46 for MF
6-6	3G2-06002-1	COIL PLATE ASSY W/ALTERNATOR	1	1	1		for M18E2 & M15/9.9D2
6-7	3LD-06102-0	COIL PLATE ASSY				1	for MX18E2 without Alternator
6-8	3G2-06023-1	* ALTERNATOR ASSY	1	1	1		for M18E2 & M15/9.9D2
6-9	921521-6530	* SCREW	2	2	2		for M18E2 & M15/9.9D2
6-10	3G3-06021-1	* EXCITER COIL	1	1	1	1	ALL
6-11	921521-6525	* SCREW	2	2	2	2	ALL
6-12	3G2-06025-1	* HOLDER	1	1	1		for M18E2 & M15/9.9D2
6-13	350-06025-0	* HOLDER	1	1	1	1	ALL
6-14	1 921521-6406	* SCREW	3	3	3		for M18E2 & M15/9.9D2
6-14	2 921521-6406	* SCREW				2	for MX18E2
6-15	3LD-06133-0	* PROTECTOR				1	for MX18E2
6-16	334-00131-0	KEY	1	1	1	1	Magneto
6-17	931121-1600	NUT	1	1	1	1	
6-18	334-00133-0	WASHER 17-30-1.6	1	1	1	1	
6-19	3A3-76037-0	CABLE TERMINAL PLUG	1	1	1	1	
6-20	346-63722-2	GUIDE PLATE	1	1	1	1	
6-21	350-63723-0	SETTING RING	1	1	1	1	
6-22	346-05228-1	BALL JOINT	1	1	1	1	
6-23	921503-0525	SCREW	1	1	1	1	
6-24	930103-0500	NUT	1	1	1	1	
6-25	921521-6510	SCREW	4	4	4	4	
6-26	309-06972-0	CLAMP 6.5-47.5P	1	1	1	1	
6-27	921503-5510	SCREW	1	1	1	1	
6-28	1 3M3-63718-0	THROTTLE CAM		1	1		for M18E2 & M15D2

Ref.No.	Part No.	Description	Q'ty				Remarks
			M9.9D2	M15D2	M18E2	MX18E2	
6-28	2	3LD-63718-0				1	for MX18E2
6-28	3	364-63718-0	1				for M9.9D2
6-29		910103-5514	2	2	2	2	
6-30		336-76091-0	1	1	1	1	
6-31		353-76037-0	1	1	1	1	
6-32		3G2-06060-2	1	1	1	1	CU 2556
6-33		3G2-06061-0	1	1	1	1	
6-34		910103-5614	1	1	1	1	
6-35		3C8-66308-0	1	1	1	1	
6-36		3A3-76037-0	2	2	2		for EP
6-37	1	3M3-06048-2	1	1	1		IG 7301 for M18E2 & M15/9.9D2
6-37	2	3LD-06049-0				1	IG 7301 for MX18E2
6-38		3M2-06921-0				2	for MX18E2
6-39		3M2-06926-0				2	for MX18E2
6-40		3T5-84398-0				2	for MX18E2
6-41		346-06999-0	2	2	2		for M18E2 & M15/9.9D2
6-42		3C8-72181-0	1	1	1	1	ALL
6-43		128-02605-1	1	1			for M15/9.9D2
6-44		910103-0660	1	1			for M15/9.9D2
6-45		940103-0600	1	1			for M15/9.9D2
6-46		941303-0600	1	1			for M15/9.9D2
6-47	1	910103-7630	1	1			for M15/9.9D2
6-47	2	910103-7630			2	2	for M18E2 & MX18E2
6-48		151-33159-0	2	2			for M15/9.9D2
6-49		940103-0600	2	2	2	2	ALL
6-50		336-76091-0	1	1	1		for M18E2 & M15/9.9D2
6-51		3C7-06921-0	2	2	2	2	OPT

Fig. 7

ELECTRIC STARTER (EF • EP MODEL)



Ref.No.	Part No.	Description	Q' ty				Remarks
			M9 9D2	M15D2	M18E2	MX18E2	
7-1	3M3-06091-1	FLYWHEEL W/GEAR	1	1	1		
7-2	350-76010-0	STARTER MOTOR ASSY	1	1	1		
7-3	350-76015-0	* PINION ASSY	1	1	1		
7-4	350-76014-0	* BRUSH HOLDER	1	1	1		
7-5	350-76012-0	* POSITIVE BRUSH	1	1	1		Spring
7-6	350-76013-0	* NEGATIVE BRUSH	1	1	1		Spring
7-7	916103-0830	BOLT	2	2	2		
7-8	941303-0800	SPRING WASHER	2	2	2		
7-9	350-76011-0	STARTER MOTOR BRACKET	1	1	1		
7-10	916103-0830	BOLT	2	2	2		
7-11	941303-0800	SPRING WASHER	2	2	2		
7-12	346-76040-0	STARTER SOLENOID	1	1	1		
7-13	910103-6618	BOLT	1	1	1		
7-14	398-76080-0	NEUTRAL SWITCH			1		for EF
7-15	350-76081-0	NEUTRAL SWITCH BRACKET			1		for EF
7-16	921503-6612	SCREW			2		for EF
7-17	3M4-76084-0	SPACER 12-14-2.2			1		for EF
7-18	3B7-63731-0	WASHER 12.5-24-1			1		for EF
7-19	398-76083-0	NEUTRAL SWITCH ACTUATOR			1		for EF
7-20	398-06972-0	CLAMP 6.5-67P	1	1	1		
7-21	3G2-76060-0	RECTIFIER COMPLETE	1	1	1		
7-22	3G2-76142-0	GROUND CABLE	1	1	1		
7-23	921503-0525	SCREW	1	1	1		
7-24	941303-0500	SPRING WASHER	1	1	1		
7-25	3B2-76120-1	BATTERY CABLE L=2000	1	1	1		
7-26	3B7-76145-0	TERMINAL CAP	1	1	1		
7-27	3B2-76147-2	STARTER CABLE L=200	1	1	1		
7-28	3A3-76145-0	TERMINAL CAP	2	2	2		
7-29	3B2-76062-0	FUSE WIRE ASSY L=355	1	1	1		

Fig. 7

ELECTRIC STARTER (EF • EP MODEL)

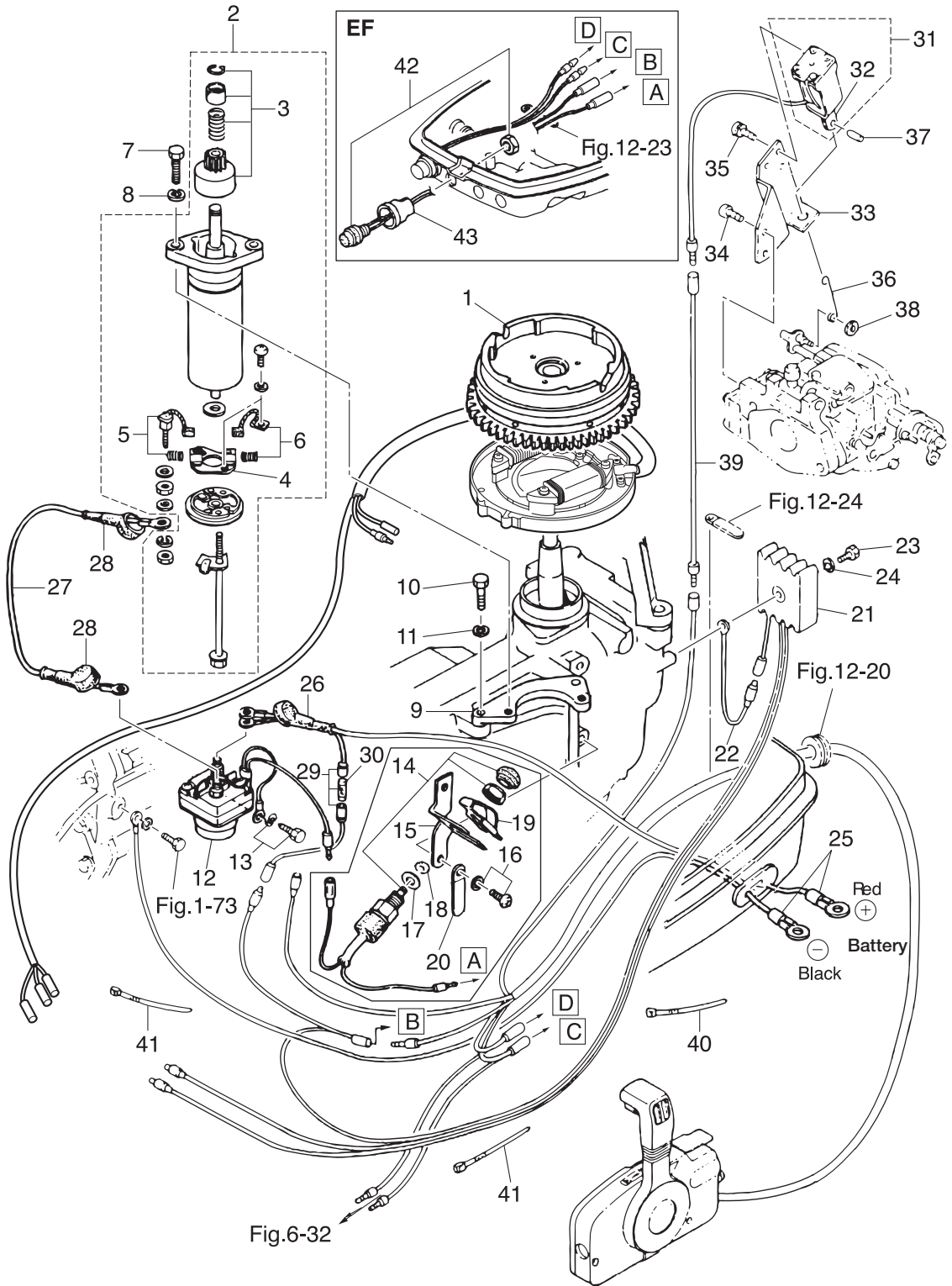


Fig. 8

DRIVE SHAFT HOUSING

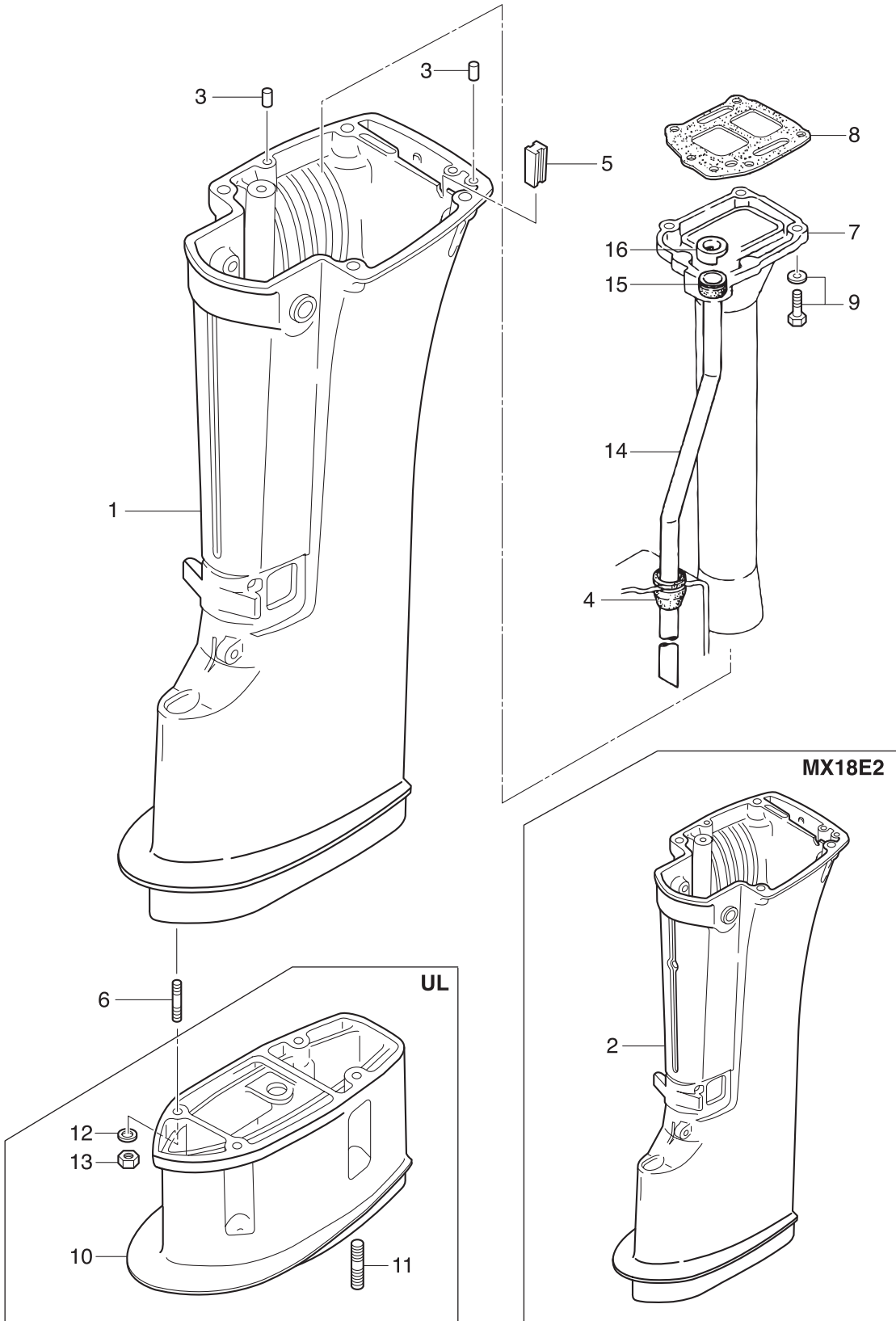
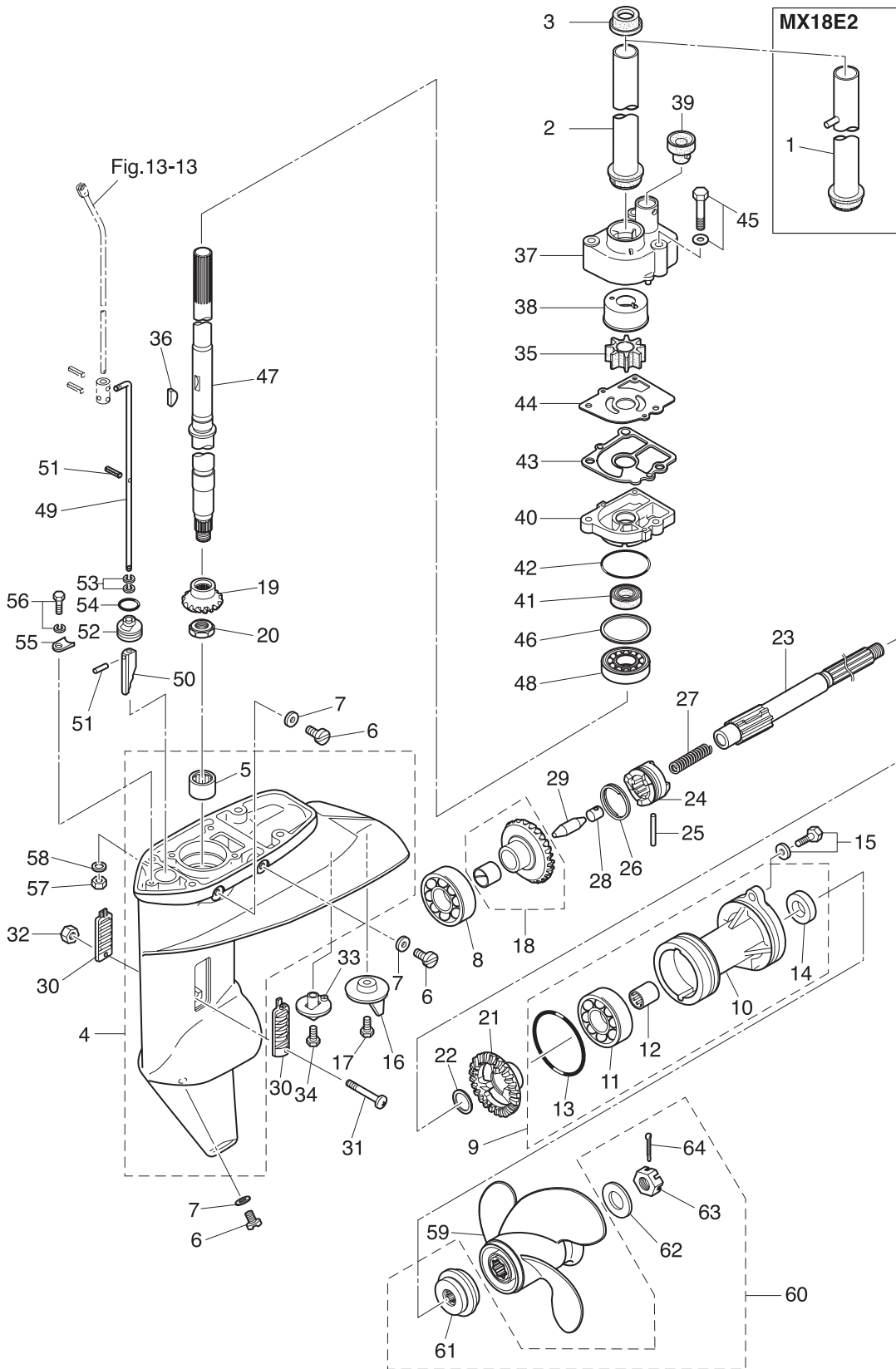


Fig. 9

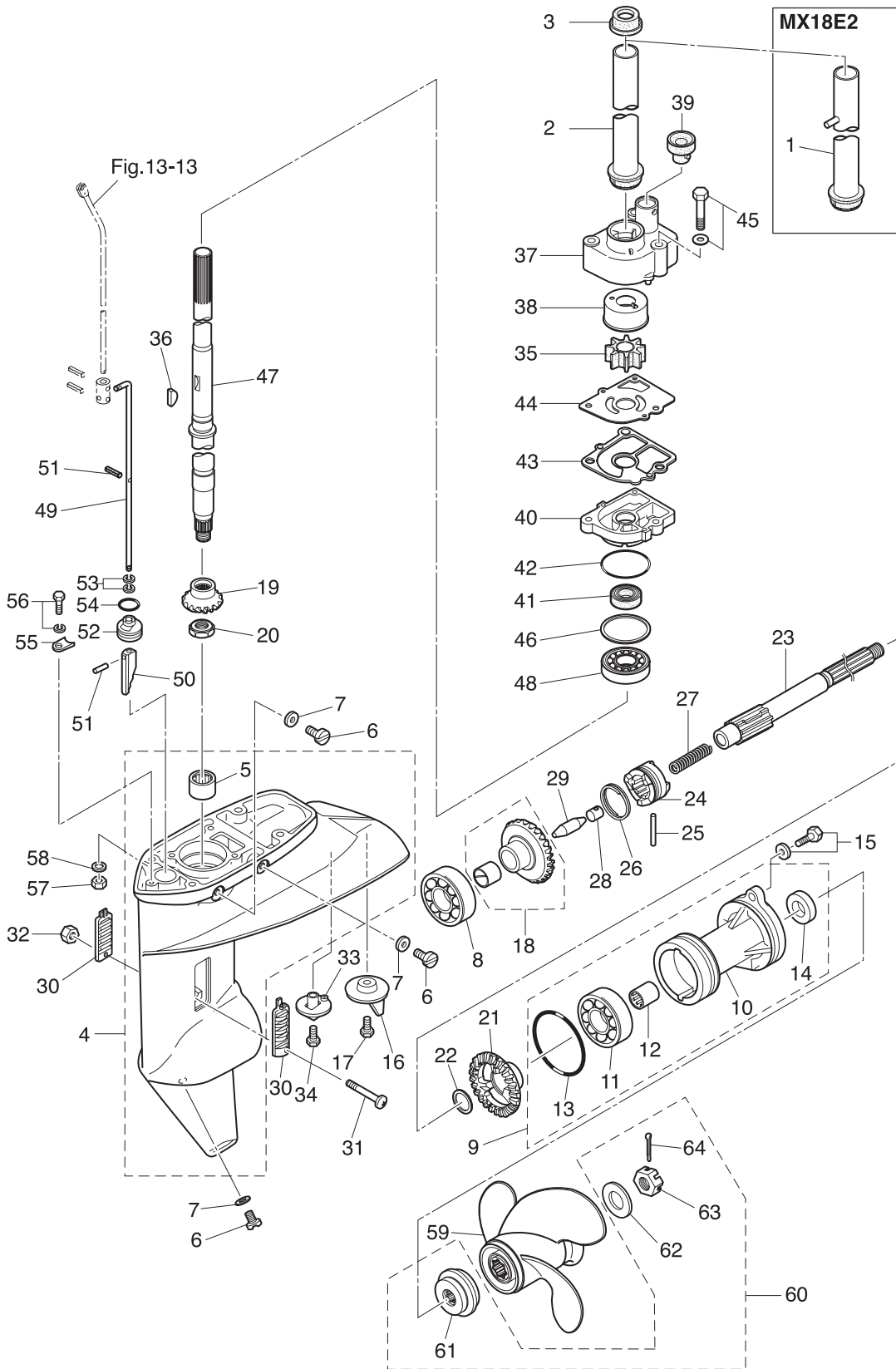
GEAR CASE



Ref.No.	Part No.	Description	Q' ty				Remarks
			M9 9D2	M15D2	M18E2	MX18E2	
9-1	3LD-64325-0	GIRD PIPE ASSY				1	for MX18E2
9-2	350-64322-0	GIRD PIPE	1	1	1		for M18E2 & M15/9.9D2
9-3	350-64326-1	GROMMET	1	1	1	1	
9-4	3V9Q60000-1	GEAR CASE ASSY	1	1	1	1	
9-5	350-60211-0	* ROLLER BEARING 16-24-20	1	1	1	1	
9-6	332-60005-2	PLUG 8-8	3	3	3	3	
9-7	332-60006-0	GASKET 8.1-15-1	3	3	3	3	
9-8	9601-0-6205	BALL BEARING 6205	1	1	1	1	
9-9	398Q60100-2	PROPELLER SHAFT HOUSING ASSY	1	1	1	1	
9-10	3BKQ60101-1	* PROPELLER SHAFT HOUSING	1	1	1	1	
9-11	9601-0-6205	* BALL BEARING 6205	1	1	1	1	
9-12	362-60211-0	* ROLLER BEARING 17-24-20	1	1	1	1	
9-13	121-32071-0	* O-RING 2.4-59.6	1	1	1	1	
9-14	346-65013-0	* OIL SEAL 17-30-9	1	1	1	1	
9-15	3BJ-60108-0	PRE-COATED BOLT	2	2	2	2	
9-16	3V1-60217-0	TRIM TAB	1	1	1	1	
9-17	910103-5620	BOLT	1	1	1	1	
9-18	350-64010-0	BEVEL GEAR ASSY (A)	1	1	1	1	
9-19	350-64020-0	BEVEL GEAR B	1	1	1	1	
9-20	346-64027-1	NUT	1	1	1	1	
9-21	362-64030-0	BEVEL GEAR C	1	1	1	1	
9-22	350-64032-0	WASHER 17.1-22-1.5	1	1	1	1	
9-23	362-64211-2	PROPELLER SHAFT	1	1	1	1	
9-24	362-64215-0	CLUTCH	1	1	1	1	
9-25	350-64218-0	PIN ϕ 5-30	1	1	1	1	
9-26	350-64219-0	SNAP	1	1	1	1	
9-27	332-64221-0	SPRING	1	1	1	1	
9-28	350-64222-1	SPRING RETAINER	1	1	1	1	
9-29	350-64223-1	PUSH ROD	1	1	1	1	

Fig. 9

GEAR CASE



Ref.No.	Part No.	Description	Q' ty				Remarks
			M9 9D2	M15D2	M18E2	MX18E2	
9-30	362-60206-1	WATER STRAINER	2	2	2	2	
9-31	921503-0430	SCREW	1	1	1	1	
9-32	930403-0400	NYLON NUT 4-P0.7	1	1	1	1	
9-33	369-60206-0	WATER STRAINER	1	1	1	1	
9-34	921803-0620	SCREW	1	1	1	1	
9-35	334-65021-0	WATER PUMP IMPELLER	1	1	1	1	
9-36	350-65022-0	KEY ϕ 2-16	1	1	1	1	
9-37	350-65016-1	PUMP CASE (UPPER)	1	1	1	1	
9-38	350-65011-1	PUMP CASE LINER	1	1	1	1	
9-39	350-65014-0	WATER PIPE SEAL (LOWER)	1	1	1	1	
9-40	3BJ-65017-0	PUMP CASE (LOWER)	1	1	1	1	
9-41	332-60223-0	OIL SEAL 13.8-26-9.5	1	1	1	1	
9-42	336-62415-0	O-RING 3.5-36	1	1	1	1	
9-43	3FS-65029-0	GUIDE PLATE GASKET	1	1	1	1	
9-44	350-65025-0	WATER PUMP GUIDE PLATE	1	1	1	1	
9-45	9101F4-5652	BOLT	3	3	3	3	
9-46	1 346-64081-0	SHIM 35-41.9-0.1	A	A	A	A	
9-46	2 346-64082-0	SHIM 35-41.9-0.15	A	A	A	A	
9-46	3 346-64083-0	SHIM 35-41.9-0.3	A	A	A	A	
9-46	4 346-64084-0	SHIM 35-41.9-0.5	A	A	A	A	
9-47	1 350-64301-0	DRIVE SHAFT (S)	1	1	1	1	for Transom "S"
9-47	2 350-64302-0	DRIVE SHAFT (L)	1	1	1	1	for Transom "L"
9-47	3 350-64303-0	DRIVE SHAFT (UL)	1	1	1	1	for Transom "UL"
9-48	9601-0-6302	BALL BEARING 6302	1	1	1	1	
9-49	1 398-66012-0	CAM ROD (S)	1	1	1	1	for Transom "S"
9-49	2 398-66013-0	CAM ROD (L)	1	1	1	1	for Transom "L"
9-49	3 398-66014-0	CAM ROD (UL)	1	1	1	1	for Transom "UL"
9-50	3C8-66011-0	CLUTCH CAM	1	1	1	1	
9-51	951407-0312	SPRING PIN 3-12	2	2	2	2	

Fig. 9

GEAR CASE

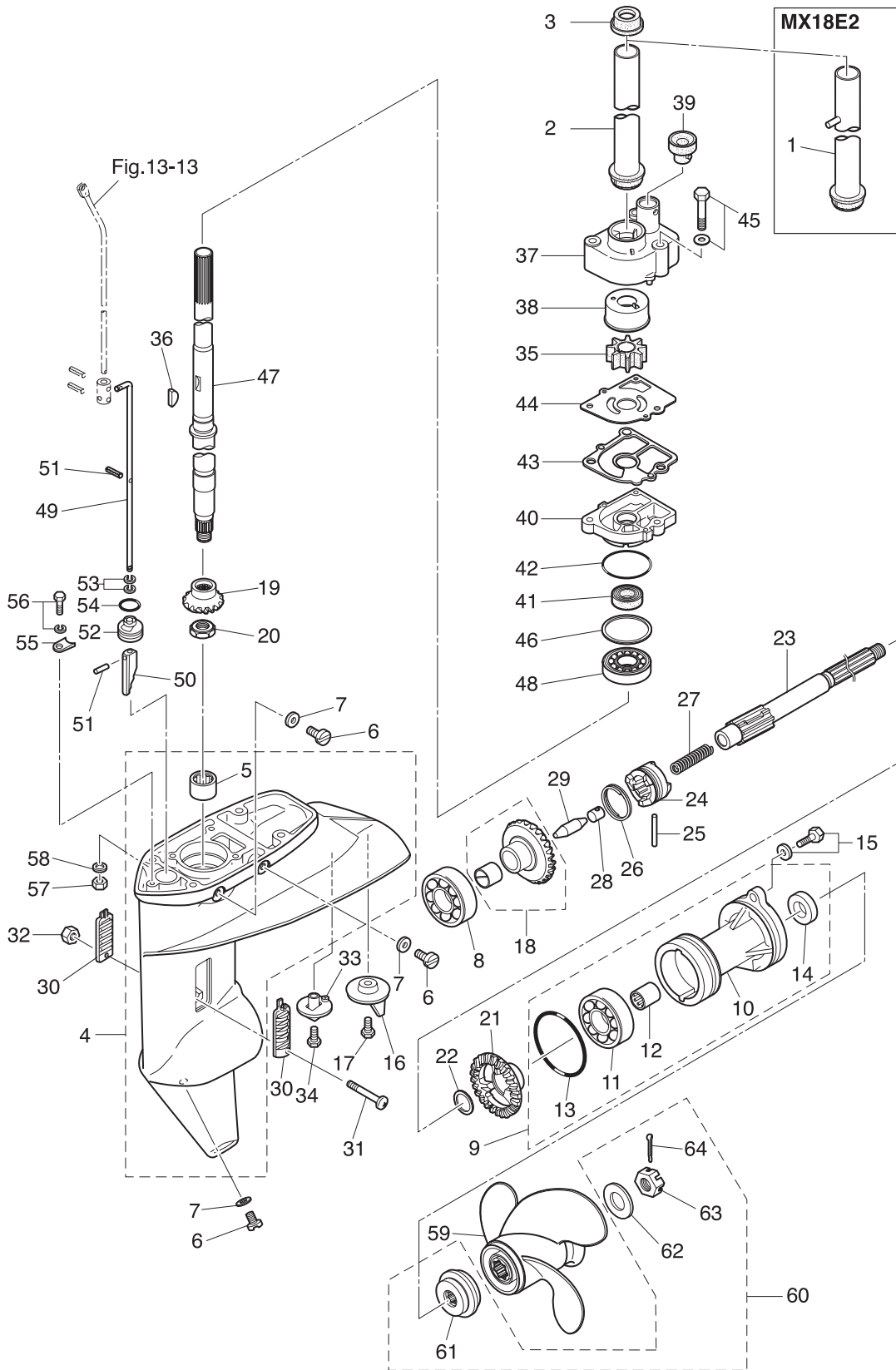
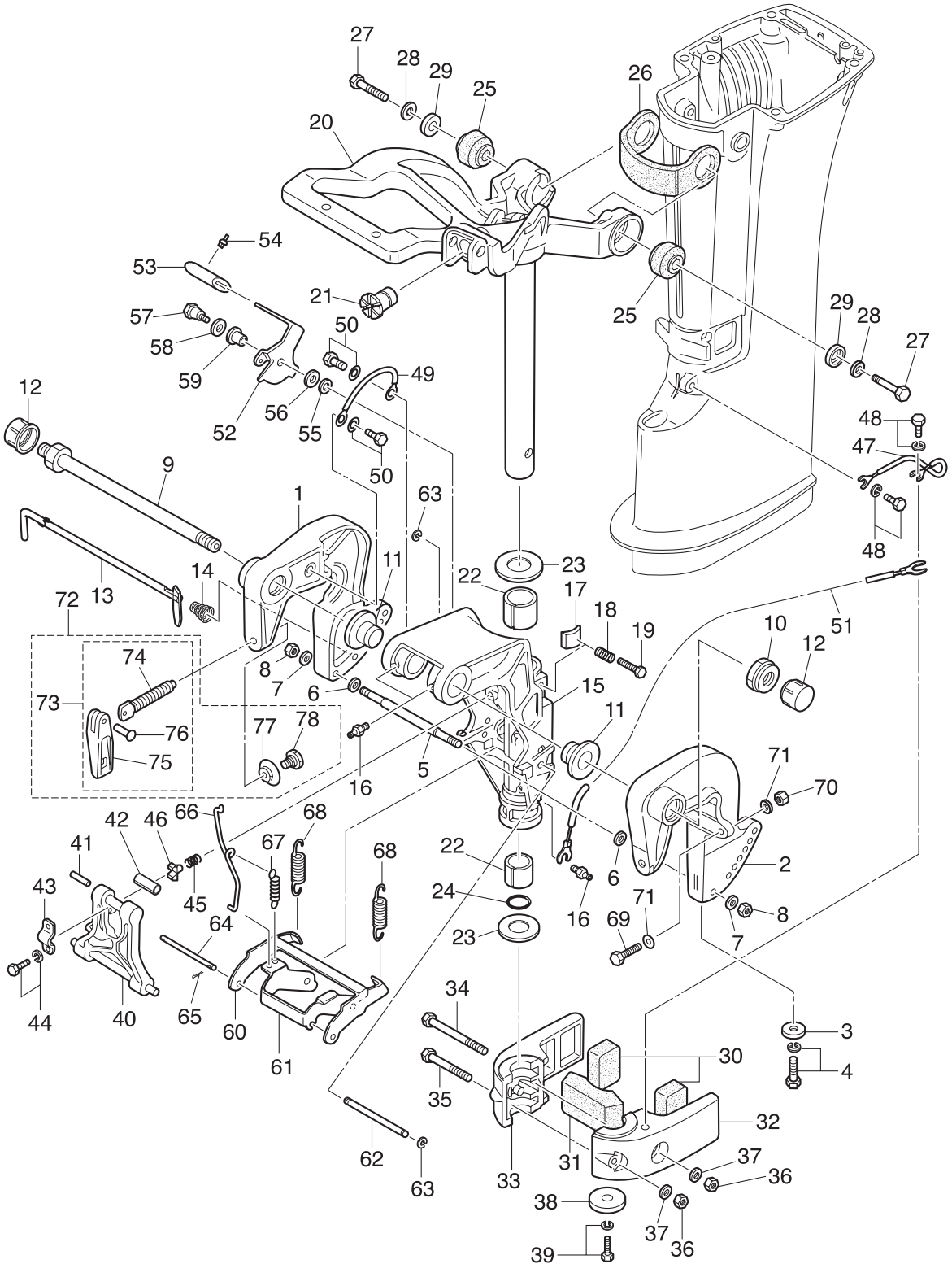
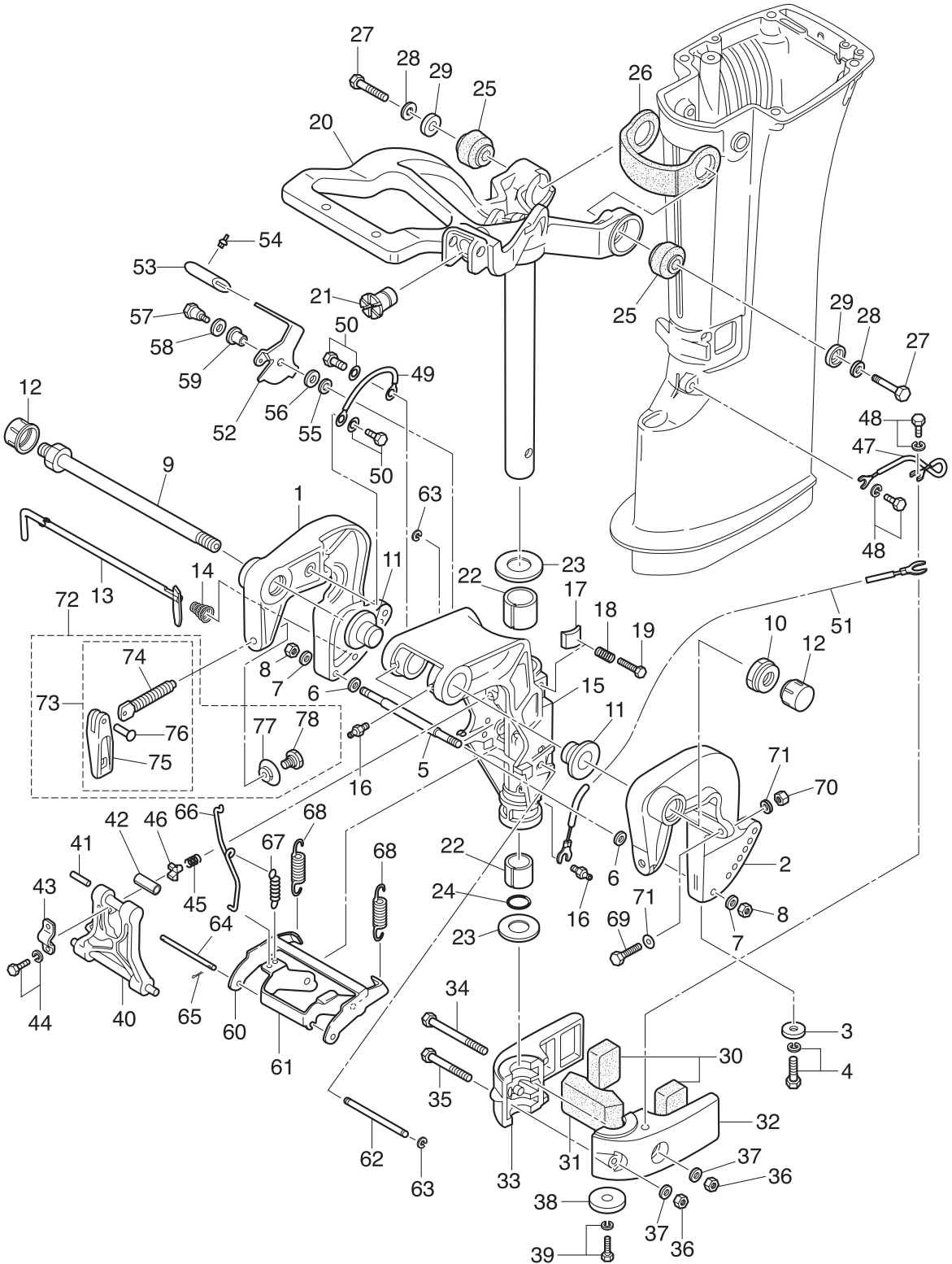


Fig. 10 BRACKET



Ref.No.	Part No.	Description	Q' ty				Remarks
			M9 9D2	M15D2	M18E2	MX18E2	
10-1	3V6Q62112-2	CLAMP BRACKET (R)	1	1	1	1	Starboard Side
10-2	3V6Q62113-1	CLAMP BRACKET (L)	1	1	1	1	Port Side
10-3	338-60218-2	ANODE	1	1	1	1	
10-4	910103-5620	BOLT	1	1	1	1	
10-5	3V6-62117-0	DISTANCE PIECE	1	1	1	1	
10-6	9401E3-0600	WASHER	2	2	2	2	
10-7	9401E3-0600	WASHER	2	2	2	2	
10-8	930103-0600	NUT	2	2	2	2	
10-9	3AC-62191-0	SWIVEL BRACKET SHAFT ASSY	1	1	1	1	Bracket Bolt
10-10	346-62124-1	NYLON NUT 7/8-14	1	1	1	1	
10-11	349-62126-0	BUSHING	2	2	2	2	
10-12	346-62127-0	CAP NUT	2	2	2	2	
10-13	350-62121-2	THRUST ROD	1	1	1	1	
10-14	369-62122-2	THRUST ROD SPRING	1	1	1	1	
10-15	3G2Q62310-1	SWIVEL BRACKET	1	1	1	1	
10-16	344-67177-1	GREASE FITTING	3	3	3	3	
10-17	345-62441-0	FRICTION PIECE	1	1	1	1	
10-18	346-62421-1	FRICTION SPRING	1	1	1	1	
10-19	9101E3-0830	BOLT	1	1	1	1	
10-20	350Q62010-2	STEERING SHAFT ASSY	1	1	1	1	
10-21	350-63064-0	UNIVERSAL PINION	1	1	1	1	for MF/EF
10-22	350-62417-0	BUSHING 24-30-30	2	2	2	2	
10-23	350-62423-0	THRUST PLATE (UPPER)	2	2	2	2	
10-24	350-62415-0	O-RING 3.5-22	1	1	1	1	
10-25	350-61301-0	RUBBER MOUNT (UPPER)	2	2	2	2	
10-26	350-61337-0	DAMPER (UPPER)	1	1	1	1	
10-27	398-61307-0	BOLT 10-45	2	2	2	2	
10-28	940103-1000	WASHER	2	2	2	2	
10-29	398-61308-2	WASHER	2	2	2	2	

Fig. 10 BRACKET



Ref.No.	Part No.	Description	Q' ty				Remarks
			M9 9D2	M15D2	M18E2	MX18E2	
10-30	350-61302-0	RUBBER MOUNT (LOWER)	2	2	2	2	
10-31	350-61336-0	DAMPER (LOWER)	1	1	1	1	
10-32	350Q61402-1	MOUNT BRACKET (L)	1	1	1	1	Port Side
10-33	350Q61401-0	MOUNT BRACKET (R)	1	1	1	1	Starboard Side
10-34	9161E3-0885	BOLT	1	1	1	1	
10-35	9161E3-0855	BOLT	1	1	1	1	
10-36	930103-0800	NUT	2	2	2	2	
10-37	3P0-66233-0	WASHER 8.1-16-1.5	2	2	2	2	
10-38	338-60218-2	ANODE	1	1	1	1	
10-39	910103-5620	BOLT	1	1	1	1	
10-40	3G2Q62993-1	TILT STOPPER	1	1	1	1	
10-41	951403-0540	SPRING PIN	1	1	1	1	
10-42	350-62437-0	BUSHING 8.2-10-26.5	1	1	1	1	
10-43	350-62439-1	SETTING PLATE	1	1	1	1	
10-44	9101E3-5818	BOLT	2	2	2	2	
10-45	3C8-62421-1	FRICTION SPRING	1	1	1	1	
10-46	346-62438-0	SETTING PIECE	1	1	1	1	
10-47	398-62396-1	GROUND L=130	1	1	1	1	Mount Bracket (L) -Drive Shaft Housing
10-48	910103-5610	BOLT	2	2	2	2	
10-49	398-62396-1	GROUND L=130	1	1	1	1	Clamp Bracket (R) -Swivel Bracket
10-50	9101E3-5612	BOLT	2	2	2	2	
10-51	3A3-62396-1	GROUND L=110	1	1	1	1	Swivel Bracket -Mount Bracket (L)
10-52	3G2-66311-1	REVERSE LOCK LEVER	1	1	1	1	
10-53	3AL-66333-0	REVERSE LOCK LEVER GRIP	1	1	1	1	
10-54	346-66334-0	STOPPER	1	1	1	1	
10-55	3R0-66308-0	WASHER 6-16-1.5	1	1	1	1	
10-56	3AA-83719-0	WASHER 8.5-18-1.6	1	1	1	1	
10-57	3AL-05254-0	SHOULDER BOLT 6-8	1	1	1	1	
10-58	940103-0800	WASHER	1	1	1	1	

Fig. 10 BRACKET

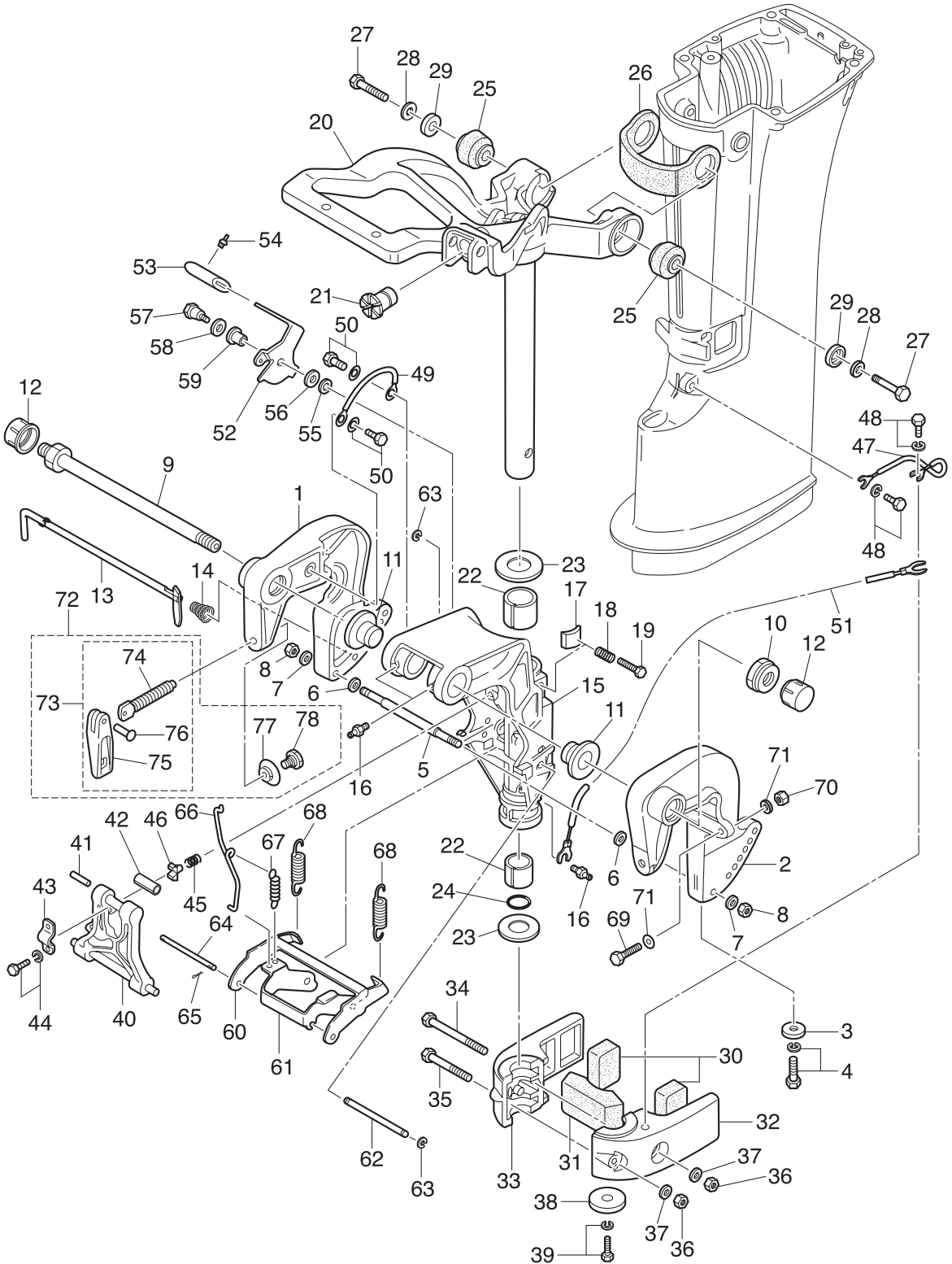
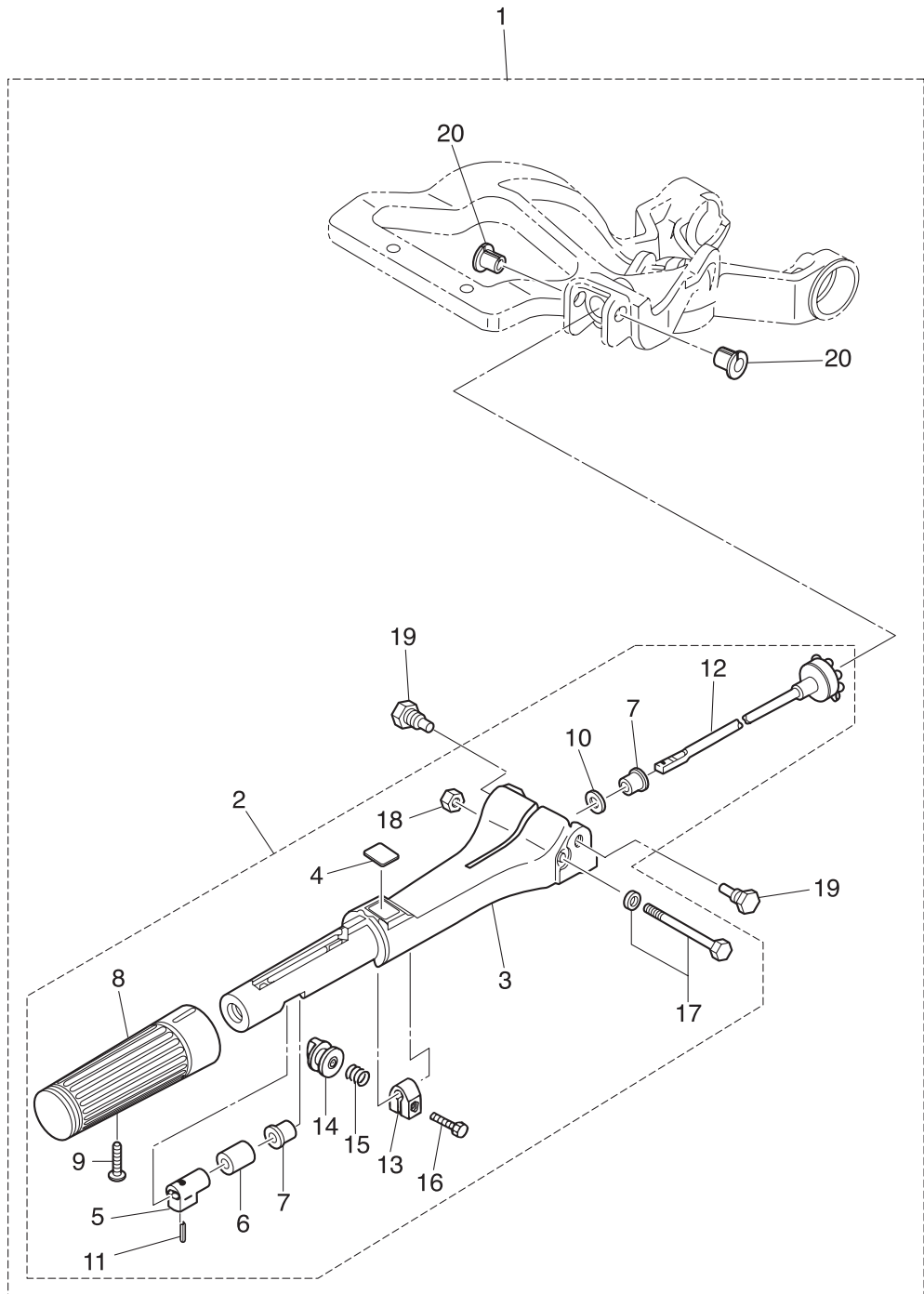


Fig. 11

TILLER HANDLE



Ref.No.	Part No.	Description	Q'ty				Remarks	
			M9 9D2	M15D2	M18E2	MX18E2		
12-1	1	350Q67100-5	BOTTOM COWL	1	1	1		for M18E2 & M15/9.9D2
12-1	2	3LDQ67100-0	BOTTOM COWL				1	for MX18E2
12-2		350-01215-1	OIL SEAL 12.8-25-7	1	1	1		for M18E2 & M15/9.9D2
12-3		9101E3-5620	BOLT	2	2	2	2	
12-4		3G2-67151-1	CHOKE ROD	1	1	1	1	
12-5		350-67104-0	CHOKE ROD BUSHING	1	1	1	1	
12-6		338Q67141-0	HOOK LEVER	1	1	1	1	
12-7		338-67147-0	SEAL RING 13.8-22-3.7	1	1	1	1	
12-8		350-67105-0	HOOK LEVER BUSHING 14-16.5-17.7	1	1	1	1	
12-9		3C8-67146-0	WASHER 14-22-1	1	1	1	1	
12-10		941403-1400	WAVE WASHER d=14	1	1	1	1	
12-11		345-67142-1	COVER HOOK	1	1	1	1	
12-12		910103-0612	BOLT	1	1	1	1	
12-13		3C8-66308-0	WASHER 6-16-1.5	1	1	1	1	
12-14		345-66226-0	GROMMET 17-3	1	1	1	1	Throttle Shaft for MF/EF
12-15		345-67117-0	GROMMET 17-2.7	1	1	1		Throttle Shaft for EP
12-16		345-67117-0	GROMMET 17-2.7	1	1	1		Stop Switch for EP
12-17		346-67165-0	GROMMET	1	1	1	1	
12-18		353-67162-0	GROMMET	1	1	1	1	
12-19		3M2-66226-0	GROMMET 17-3	1	1	1	1	
12-20		345-76023-0	GROMMET 22-2.5	1	1	1		for EP
12-21		398-06830-0	STOP SWITCH ASSY	1	1	1	1	for MF/EF
12-22		353-06821-0	* STOP SWITCH LANYARD ASSY	1	1	1	1	
12-23	1	336-06973-0	CLAMP 6-9.5L	1	1	1	1	for MF
12-23	2	309-06972-0	CLAMP 6.5-47.5P	1	1	1		for EP
12-24		398-06972-0	CLAMP 6.5-67P	2	2	2		for EF/EP
12-25		921503-5612	SCREW	1	1	1	1	
12-26		3B2-70260-1	FUEL CONNECTOR (MALE)	1	1	1	1	
12-27		332-70261-0	NUT 10-P1.25	1	1	1	1	

Fig. 12

BOTTOM COWL

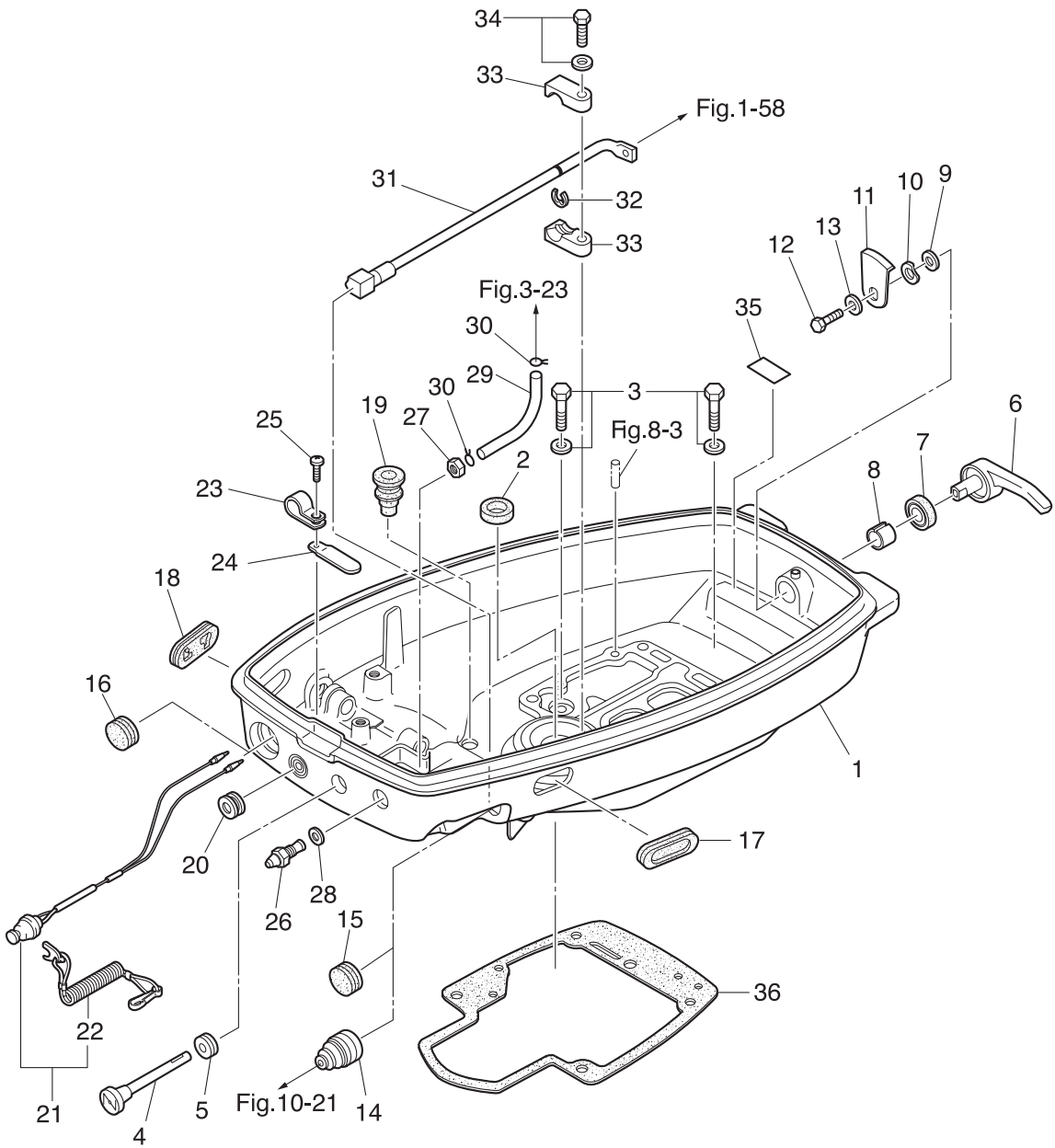


Fig. 13

SHIFT

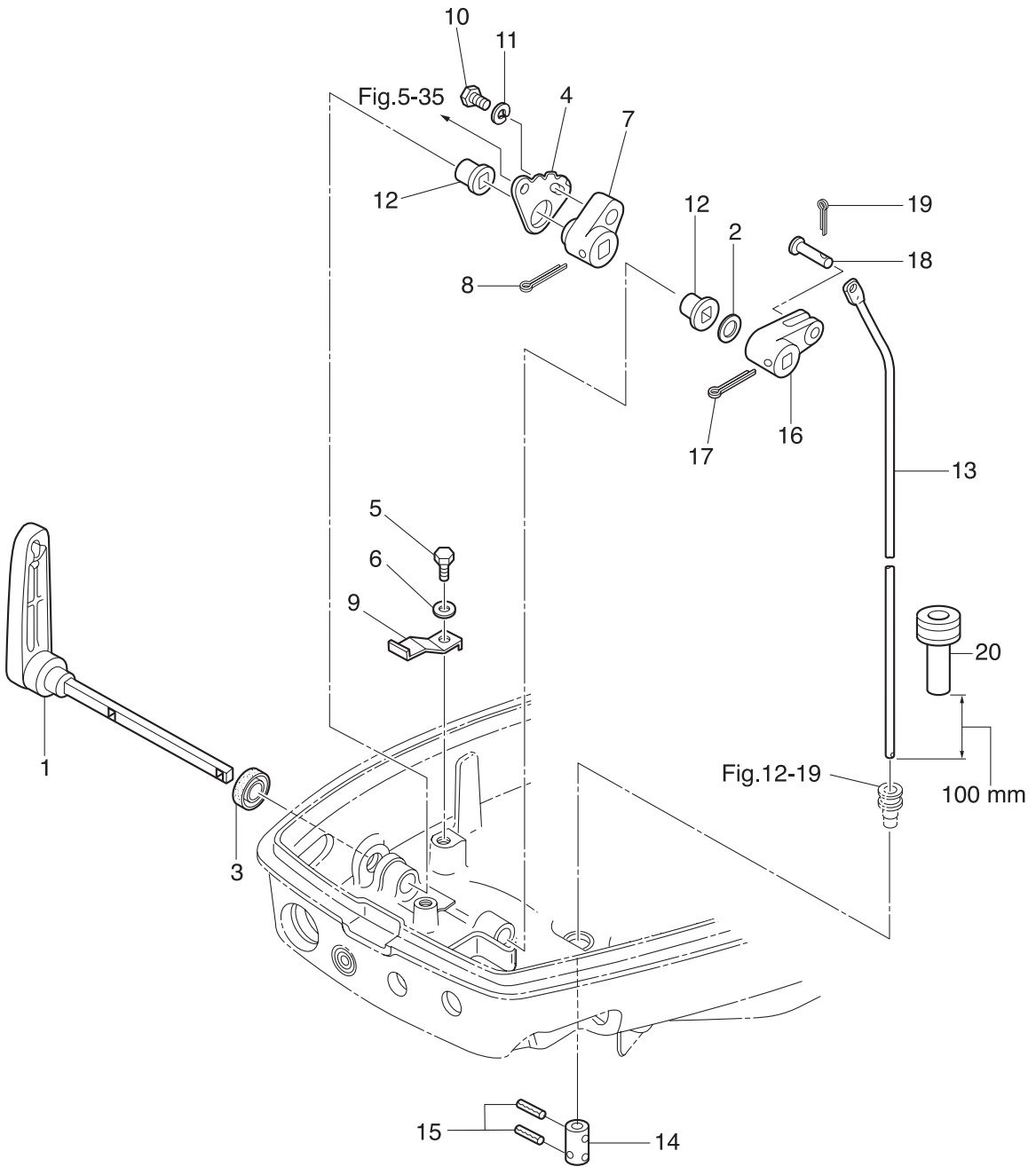
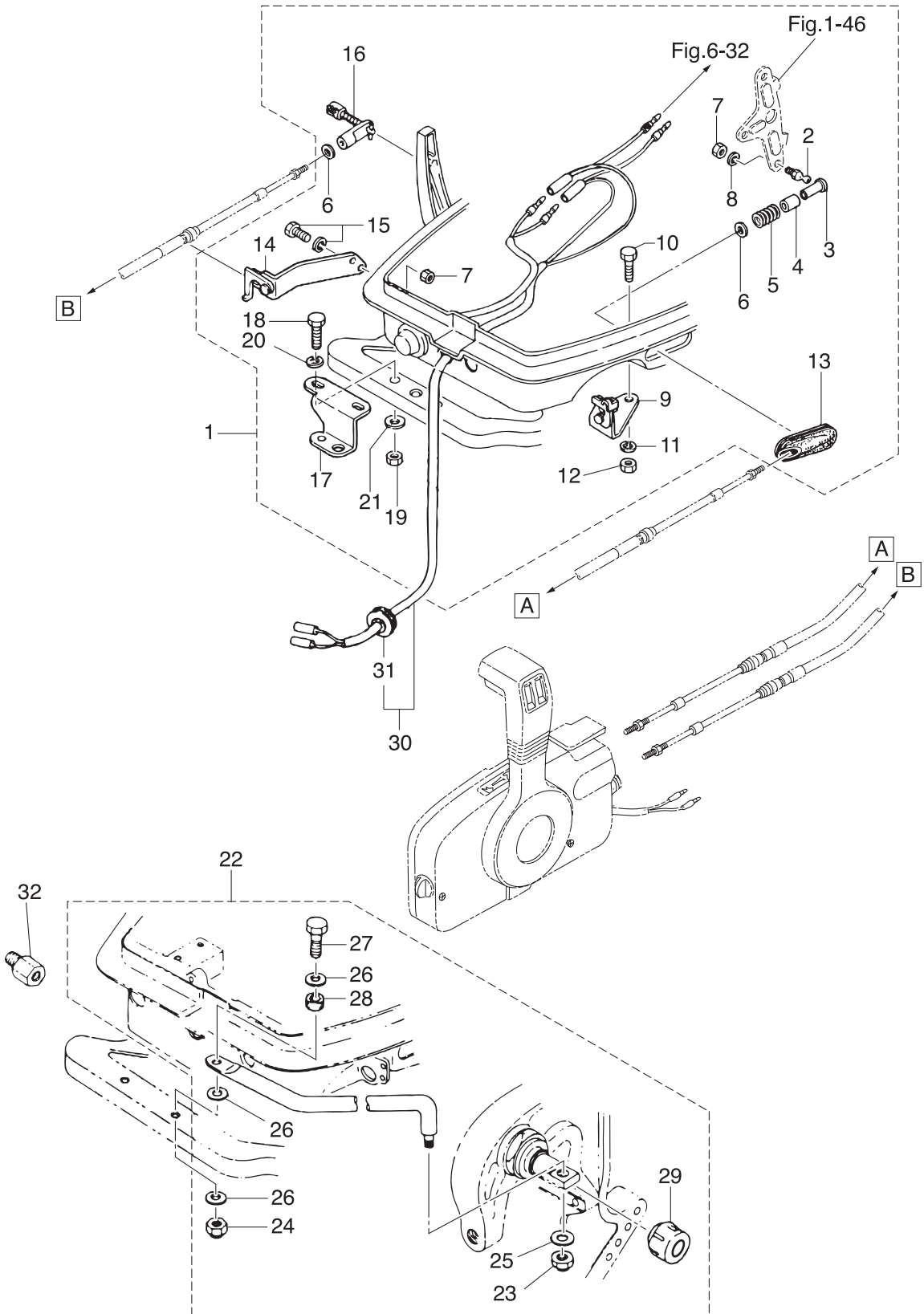


Fig. 14

REMOTE CONTROL PARTS



Ref.No.	Part No.	Description	Q'ty				Remarks
			M9 9D2	M15D2	M18E2	MX18E2	
14-1	398-83880-1	REMOTE CONTROL FITTING ASSY	1	1	1		
14-2	345-83721-0	* BALL JOINT	1	1	1		
14-3	3A1-83722-0	* BALL JOINT HOLDER	1	1	1		
14-4	332-83723-0	* HOLDER CAP	1	1	1		
14-5	332-83724-0	* SPRING	1	1	1		
14-6	332-83725-0	* WASHER 5.5-14-1.2	2	2	2		
14-7	930103-0600	* NUT	3	3	3		Clutch Cable Stay Advancer Arm
14-8	941303-0600	* SPRING WASHER	1	1	1		
14-9	350-83820-0	* CABLE CLIP ASSY	1	1	1		
14-10	910403-0518	* BOLT	2	2	2		
14-11	941303-0500	* SPRING WASHER	2	2	2		
14-12	930103-0500	* NUT	2	2	2		
14-13	346-83732-0	* GROMMET	1	1	1		
14-14	350-83870-0	* CLUTCH CABLE STAY ASSY	1	1	1		
14-15	910103-6616	* BOLT	2	2	2		
14-16	3A1-83710-1	* CABLE JOINT ASSY	1	1	1		
14-17	346-84830-1	* STEERING HOOK	1	1	1		
14-18	910103-0830	* BOLT	2	2	2		
14-19	930103-0800	* NUT	2	2	2		
14-20	941303-0800	* SPRING WASHER	2	2	2		
14-21	940103-0800	* WASHER	2	2	2		
14-22	3G2-84905-0	DRAG LINK ASSY	1	1	1		for EP
14-23	353-84918-0	* NYLON NUT 3/8-24UNF	1	1	1		
14-24	930403-0800	* NYLON NUT 8-P1.25	1	1	1		
14-25	353-84916-0	* WASHER 9.6-18-2	1	1	1		
14-26	940103-0800	* WASHER	3	3	3		
14-27	910103-0840	* BOLT	1	1	1		
14-28	3G2-84914-0	* COLLAR 8.1-10.5-6.5	1	1	1		
14-29	3F3-84908-0	* SEAL RING	1	1	1		

Fig. 14

REMOTE CONTROL PARTS

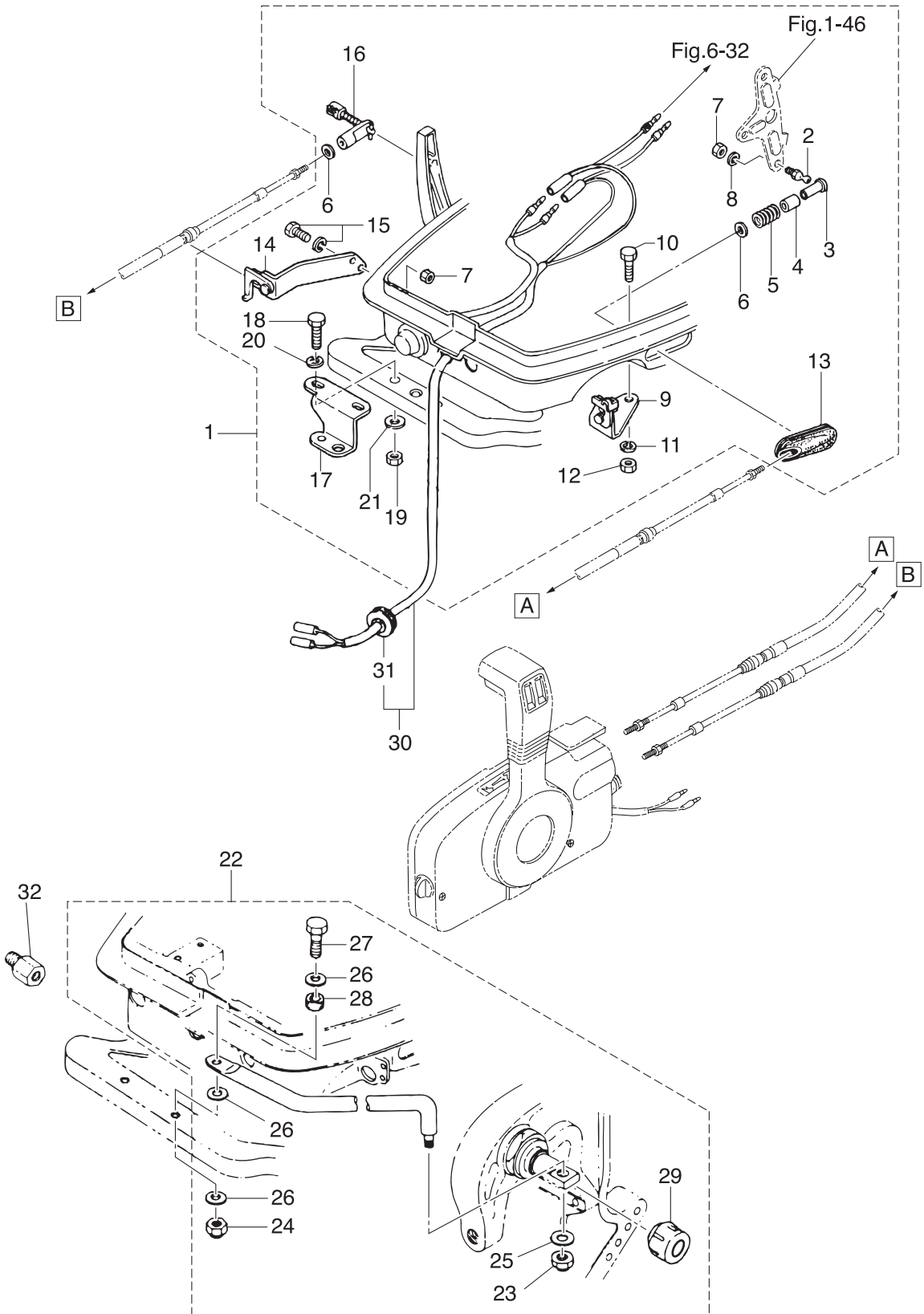


Fig. 15

TOP COWL

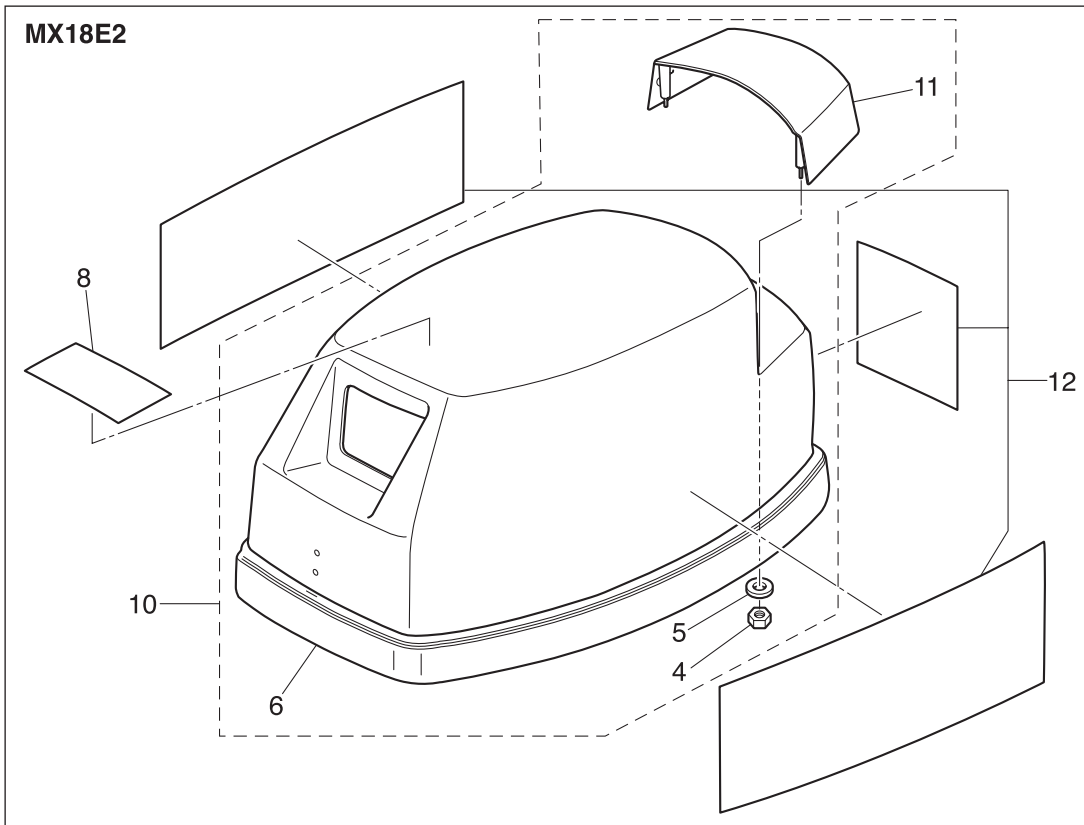
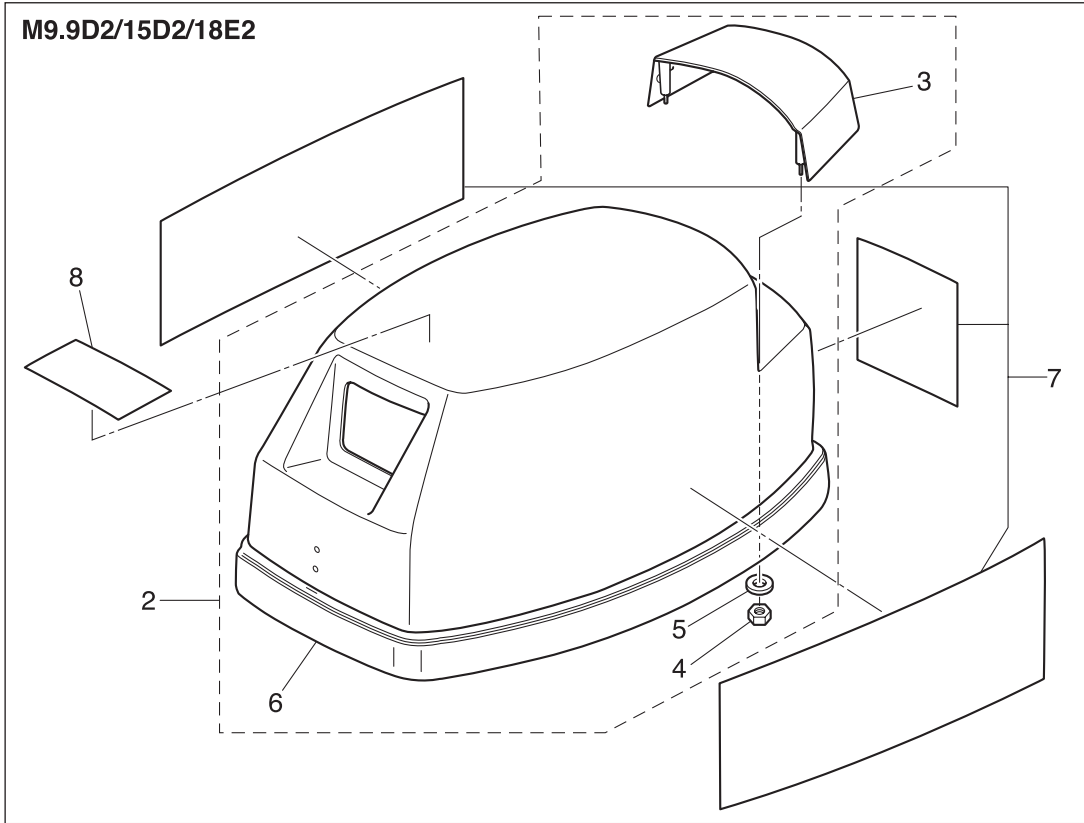


Fig. 16

FUEL TANK

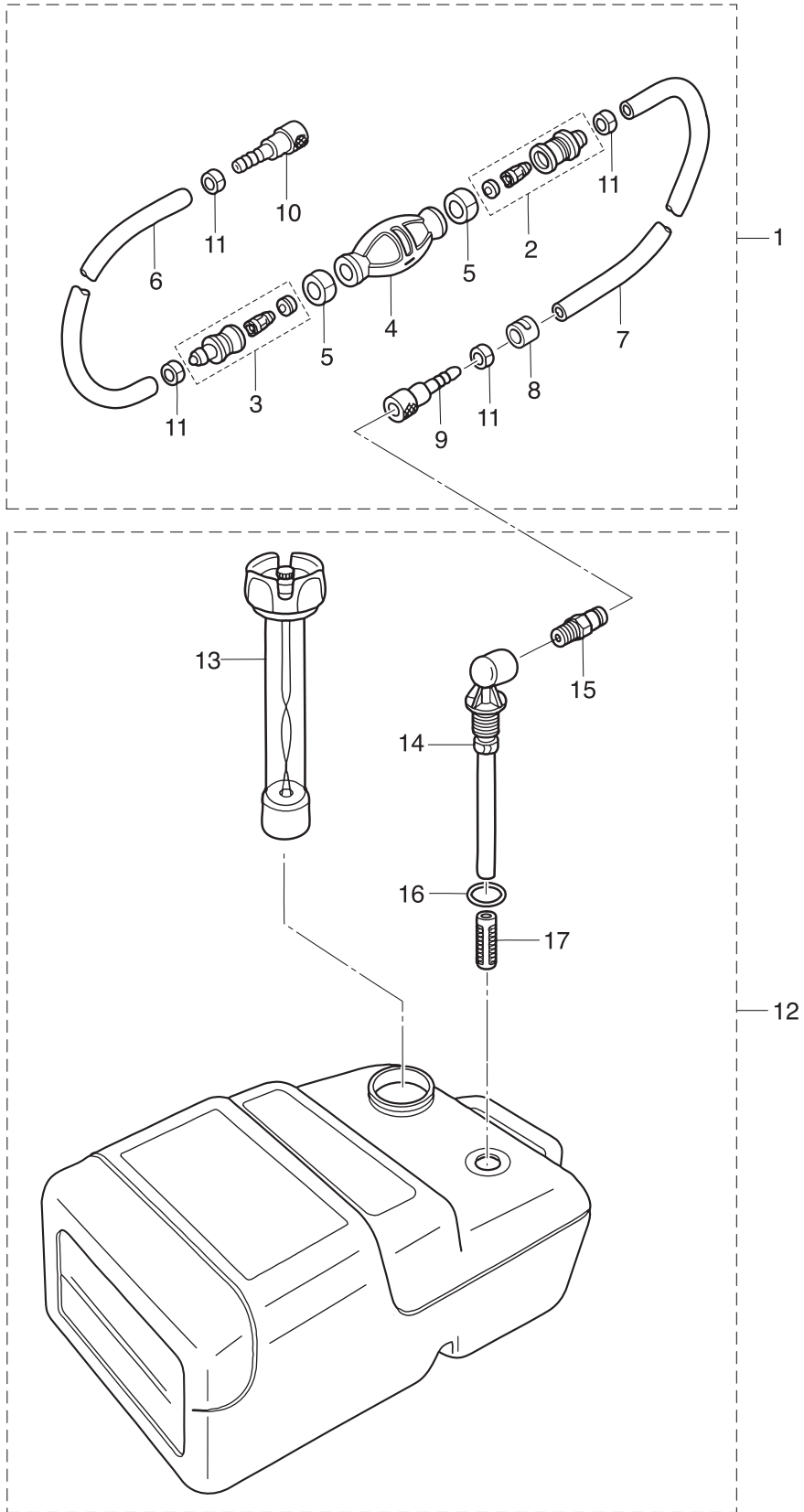
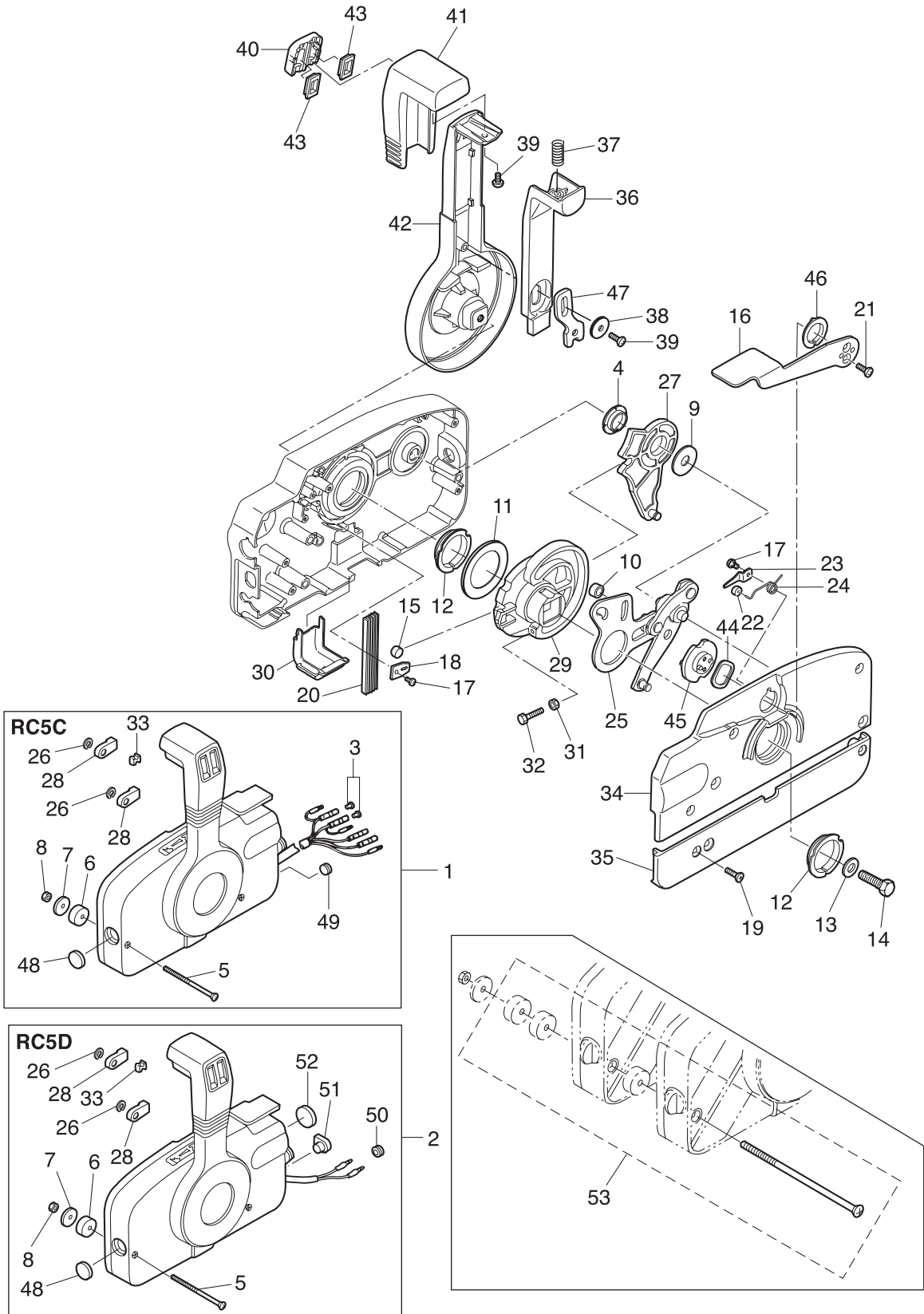


Fig. 17

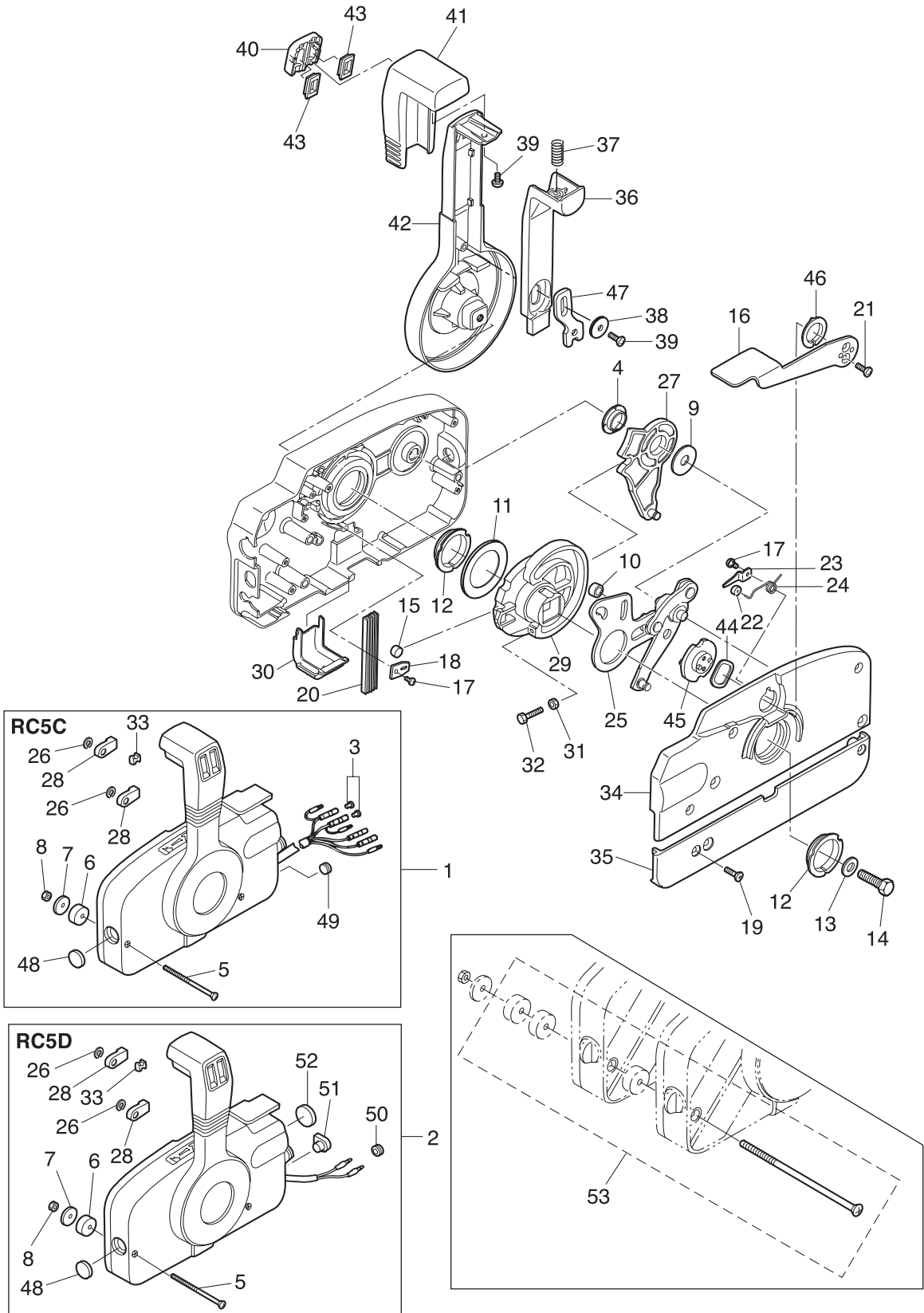
COMPONENT PARTS OF REMOTE CONTROL



Ref.No.	Part No.	Description	Q'ty				Remarks
			M9 9D2	M15D2	M18E2	MX18E2	
17-1	3B7Q84350-3	REMOTE CONTROL HEAD ASSY (RC5C)	1	1	1		RC5C for EP
17-2	3B7Q84360-1	REMOTE CONTROL HEAD ASSY (RC5D)	1	1	1		OPT RC5D for MF/EF
17-3	3A3-76037-0	* CABLE TERMINAL PLUG	2	2	2		RC5C for EP
17-4	3A3-84432-0	* BUSHING	1	1	1		
17-5	3A3-84375-0	* SCREW	3	3	3		
17-6	3A3-84374-0	* SPACER	3	3	3		
17-7	353-84371-0	* WASHER	3	3	3		
17-8	930103-0600	* NUT	3	3	3		
17-9	3A3-84383-0	* WASHER	1	1	1		
17-10	3A3-84421-0	* ROLLER	1	1	1		
17-11	3A3-84422-0	* THRUST PLATE	1	1	1		
17-12	3A3-84431-0	* BUSHING	2	2	2		
17-13	940103-0800	* WASHER	1	1	1		
17-14	3A3-84442-0	* BOLT	1	1	1		
17-15	353-84388-0	* DETENT ROLLER	1	1	1		
17-16	3B7Q84312-0	* FREE THROTTLE LEVER	1	1	1		
17-17	921503-0406	* SCREW	2	2	2		
17-18	3A3-84423-0	* DETENT RETAINER	1	1	1		
17-19	921603-0518	* SCREW	5	5	5		
17-20	3A3-84307-0	* DETENT SPRING	5	5	5		
17-21	921603-0512	* SCREW	2	2	2		
17-22	3A3-84424-0	* FREE THROTTLE ROLLER	1	1	1		
17-23	3A3-84426-0	* ROLLER RETAINER	1	1	1		
17-24	3A3-84425-0	* FREE THROTTLE SPRING	1	1	1		
17-25	3A3-84365-1	* THROTTLE ARM	1	1	1		
17-26	945303-0600	* E-RING d=6	2	2	2		
17-27	3A3-84381-0	* SHIFT GEAR ASSY	1	1	1		
17-28	3A3-83314-2	* CABLE TERMINAL	2	2	2		
17-29	3A3-84364-2	* DRIVE GEAR	1	1	1		

Fig. 17

COMPONENT PARTS OF REMOTE CONTROL



Ref.No.	Part No.	Description	Q'ty				Remarks
			M9 9D2	M15D2	M18E2	MX18E2	
17-30	3A3-84429-0	* WIRE COVER	1	1	1		
17-31	930103-0500	* NUT	1	1	1		
17-32	910103-0525	* BOLT	1	1	1		
17-33	3A3-84376-0	* GROMMET	1	1	1		
17-34	3B7Q84441-0	* REAR HOUSING	1	1	1		
17-35	3B7Q84366-0	* REAR PANEL	1	1	1		
17-36	3A3-84401-0	* NEUTRAL LOCK ARM	1	1	1		
17-37	3A3-84403-0	* NEUTRAL LOCK SPRING	1	1	1		
17-38	3A3-84407-0	* WASHER	1	1	1		
17-39	921503-0510	* SCREW	2	2	2		
17-40	3A3-84451-0	* TILT SWITCH COVER	1	1	1		
17-41	3A3-84404-0	* GRIP	1	1	1		
17-42	3B7Q84343-0	* CONTROL LEVER	1	1	1		
17-43	3A3-84452-0	* TILT SWITCH PLUG	2	2	2		
17-44	3A3-84368-0	* WAVE WASHER	1	1	1		
17-45	3A3-84391-0	* FREE THROTTLE DRUM	1	1	1		
17-46	3A3-84435-0	* BUSHING	1	1	1		
17-47	3A3-84406-0	* PLATE	1	1	1		
17-48	361-84414-0	* GROMMET	1	1	1		
17-49	361-84415-0	* GROMMET	1	1	1	RC5C for EP	
17-50	369-84418-0	* GROMMET	1	1	1	RC5D for MF/EF	
17-51	353-84321-0	* GROMMET	1	1	1	RC5D for MF/EF	
17-52	369-84416-0	* GROMMET	1	1	1	RC5D for MF/EF	
17-53	3A3-81301-0	TWIN REMOTE CONTROL KIT	1	1	1	M18E2 & M15/9.9D2 for Twin Outboards	

Fig. 18

COMPONENT PARTS OF REMOTE CONTROL (ELECTRIC PARTS)

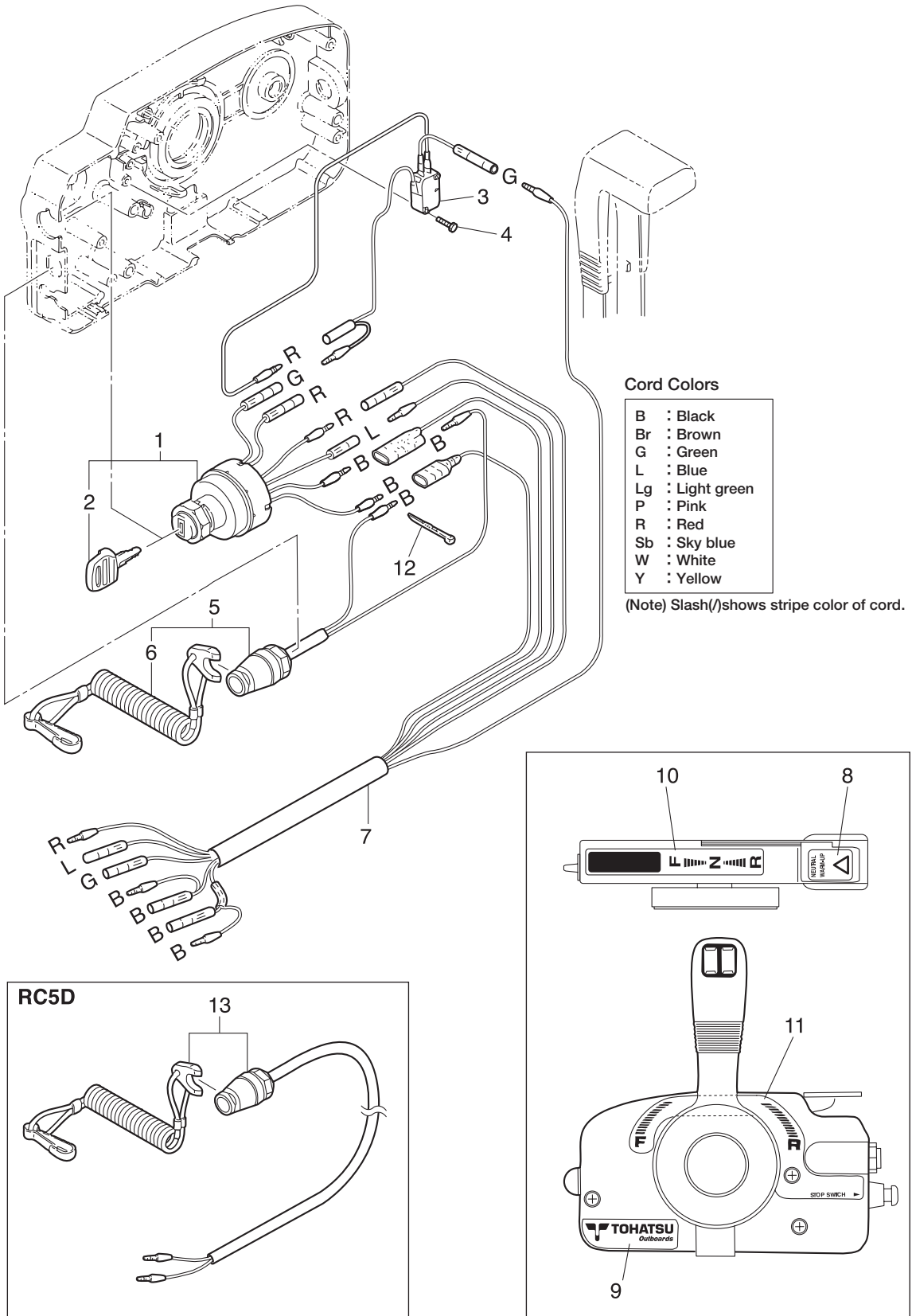


Fig. 19

OPTIONAL PARTS • ACCESSORIES

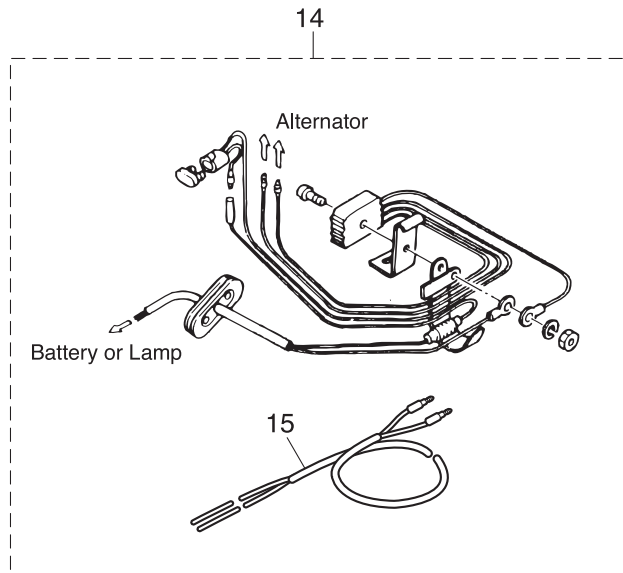
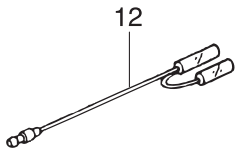
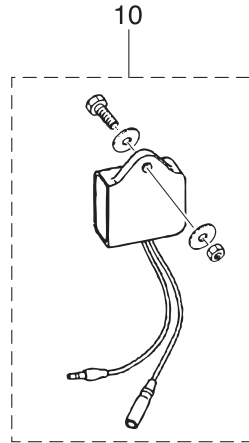
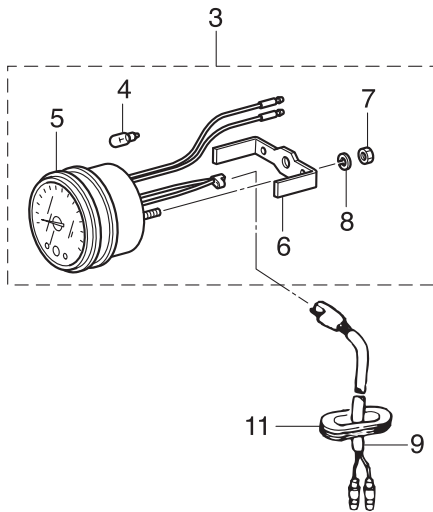
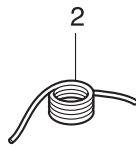
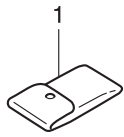
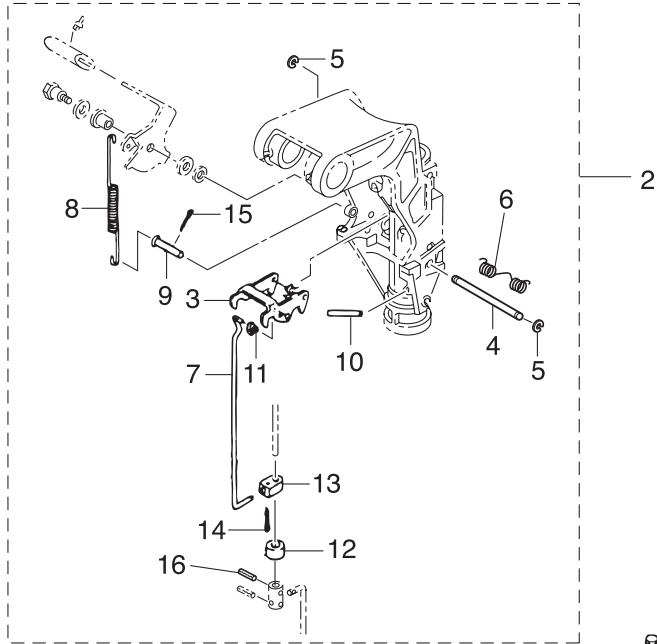
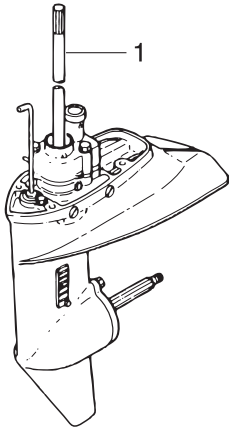


Fig. 20

ASSEMBLY • KIT PARTS



ELECTRIC STARTER KIT (P TYPE)

17

ELECTRIC STARTER KIT (F TYPE)

18

CARBURETOR REPAIR KIT

20

POWER HEAD GASKET SET

21

WATER PUMP REPAIR KIT

22

WATER PUMP KIT (CHROME PLATED)

23

LOWER UNIT GASKET SET

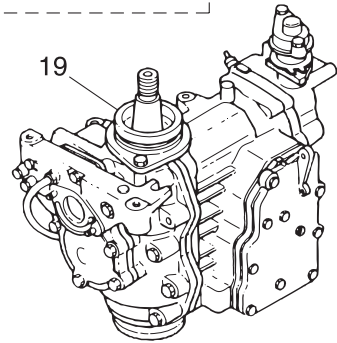
24

TILLER HANDLE KIT

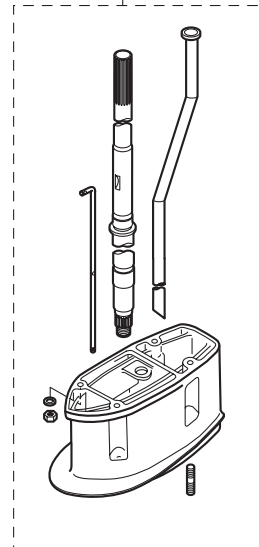
25

CONNECTING ROD KIT

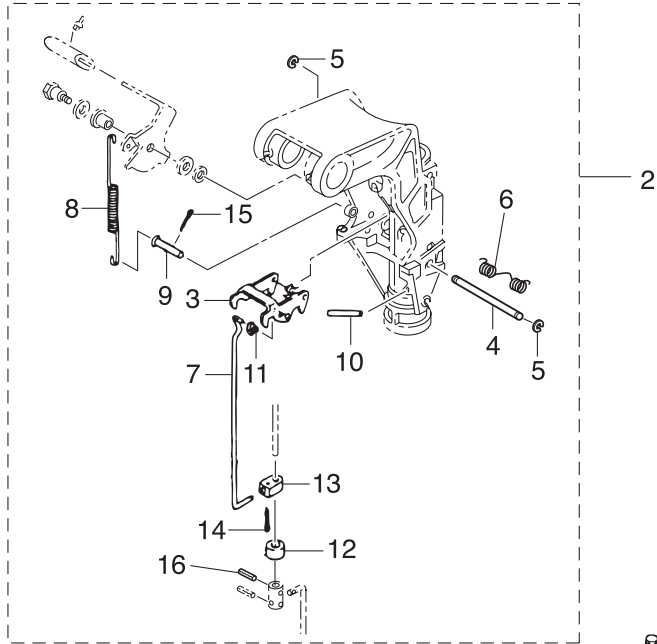
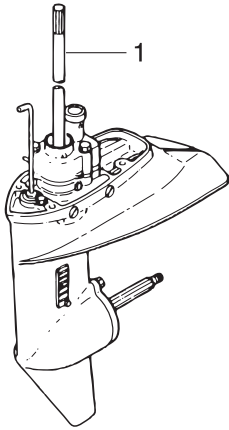
27



26



Ref.No.	Part No.	Description	Q'ty				Remarks	
			M9 9D2	M15D2	M18E2	MX18E2		
20-1	1	398Q87301-4	LOWER UNIT ASSY (S)	1	1	1	1	for Transom "S"
20-1	2	398Q87302-4	LOWER UNIT ASSY (L)	1	1	1	1	for Transom "L"
20-1	3	398Q87304-4	LOWER UNIT ASSY (UL)	1	1	1	1	for Transom "UL"
20-2		3G2-66901-0	REVERSE LOCK SHIFT LEVER KIT	1	1	1	1	OPT
20-3		3B2-66322-1	* REVERSE LOCK	1	1	1	1	
20-4		3G2-66324-0	* REVERSE LOCK SHAFT	1	1	1	1	
20-5		945303-0500	* E-RING d=5	2	2	2	2	
20-6		369-62434-0	* SPRING	1	1	1	1	
20-7		3G2-66305-0	* REVERSE LOCK LINK	1	1	1	1	
20-8		3G2-62434-0	* SPRING	1	1	1	1	
20-9		350-66223-0	* PIN	1	1	1	1	
20-10		951403-0535	* SPRING PIN	1	1	1	1	
20-11		345-05224-0	* ROD SNAP 5-2.5	1	1	1	1	
20-12		350-66337-0	* SPACER 6.1-12-12	1	1	1	1	
20-13		350-66302-0	* REVERSE LOCK LINK JOINT	1	1	1	1	
20-14		951503-0212	* SPLIT PIN 2-12	1	1	1	1	
20-15		951503-1610	* SPLIT PIN 1.6-10	1	1	1	1	
20-16		951403-0312	* SPRING PIN 3-12	1	1	1	1	
20-17	1	3G2-76100-5	ELECTRIC STARTER KIT (P)	1	1	1		for MF⇒EP M18E2 & M15/9.9D2
20-17	2	350-76010-0	* STARTER MOTOR ASSY	1	1	1		
20-17	3	916103-0830	* BOLT	4	4	4		
20-17	4	941303-0800	* SPRING WASHER	4	4	4		
20-17	5	350-76011-0	* STARTER MOTOR BRACKET	1	1	1		
20-17	6	346-76040-0	* STARTER SOLENOID	1	1	1		
20-17	7	910103-6618	* BOLT	1	1	1		
20-17	8	398-06972-0	* CLAMP 6.5-67P	2	2	2		
20-17	9	3G2-76060-0	* RECTIFIER COMPLETE	1	1	1		



ELECTRIC STARTER KIT (P TYPE)

17

ELECTRIC STARTER KIT (F TYPE)

18

CARBURETOR REPAIR KIT

20

POWER HEAD GASKET SET

21

WATER PUMP REPAIR KIT

22

WATER PUMP KIT (CHROME PLATED)

23

LOWER UNIT GASKET SET

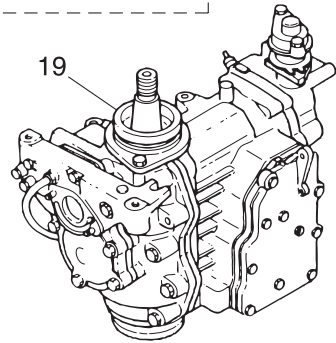
24

TILLER HANDLE KIT

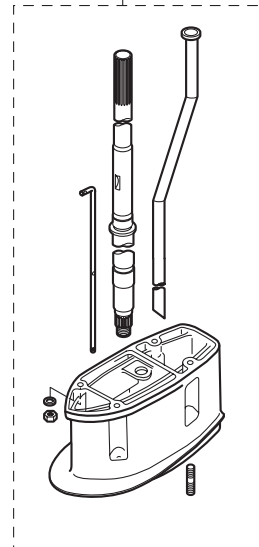
25

CONNECTING ROD KIT

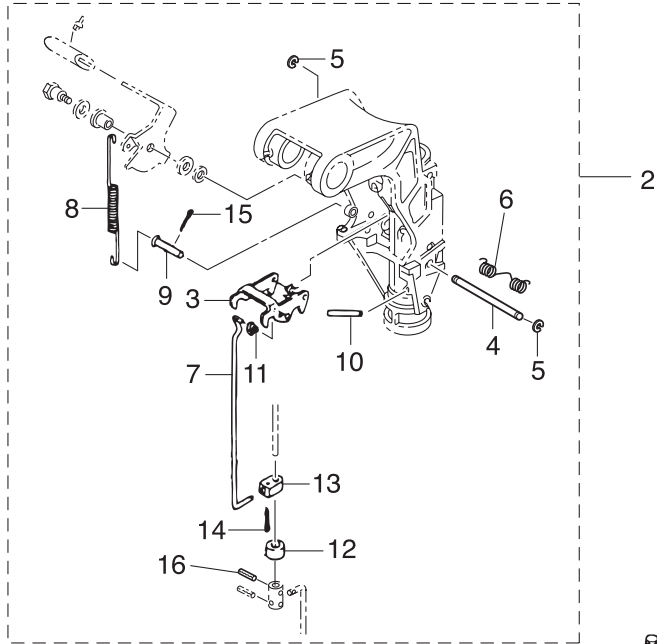
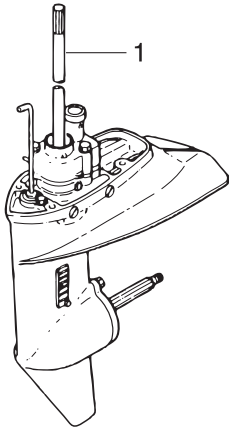
27



26



Ref.No.	Part No.	Description	Q'ty				Remarks
			M9 9D2	M15D2	M18E2	MX18E2	
20-17	10	921503-0525	* SCREW	1	1	1	
20-17	11	941303-0500	* SPRING WASHER	1	1	1	
20-17	12	3B2-76147-2	* STARTER CABLE L=200	1	1	1	
20-17	13	3A3-76145-0	* TERMINAL CAP	2	2	2	
20-17	14	3B2-76062-0	* FUSE WIRE ASSY L=355	1	1	1	
20-17	15	3M3-06091-1	* FLYWHEEL W/GEAR	1	1	1	
20-17	16	3B2-76120-1	* BATTERY CABLE L=2000	1	1	1	
20-17	17	910103-5612	* BOLT	1	1	1	
20-17	18	353-84398-0	* BAND 100	2	2	2	
20-17	19	309-06972-0	* CLAMP 6.5-47.5P	1	1	1	
20-17	20	3B7-76145-0	* TERMINAL CAP	1	1	1	
20-17	21	3G2-76055-2	* CHOKE SOLENOID BRACKET	1	1	1	
20-17	22	921503-6512	* SCREW	2	2	2	
20-17	23	361-76050-0	* CHOKE SOLENOID	1	1	1	
20-17	24	921503-6408	* SCREW	3	3	3	
20-17	25	3G2-76057-1	* CHOKE SOLENOID HOOK	1	1	1	
20-17	26	951403-0312	* SPRING PIN 3-12	1	1	1	
20-17	27	3C7-03271-1	* O-RING 1.5-2.5	1	1	1	
20-17	28	398-76049-0	* LEAD WIRE	1	1	1	Black
20-17	29	345-76023-0	* GROMMET 22-2.5	1	1	1	
20-17	30	3G2-76142-0	* GROUND CABLE	1	1	1	Rectifier
20-18	1	3G2-76300-4	ELECTRIC STARTER KIT (F)	1	1	1	for MF⇒EF M18E2 & M15/9.9D2
20-18	2	350-76010-0	* STARTER MOTOR ASSY	1	1	1	
20-18	3	916103-0830	* BOLT	4	4	4	
20-18	4	941303-0800	* SPRING WASHER	4	4	4	
20-18	5	350-76011-0	* STARTER MOTOR BRACKET	1	1	1	
20-18	6	346-76040-0	* STARTER SOLENOID	1	1	1	
20-18	7	910103-6618	* BOLT	1	1	1	



ELECTRIC STARTER KIT (P TYPE)

ELECTRIC STARTER KIT (F TYPE)

CARBURETOR REPAIR KIT

POWER HEAD GASKET SET

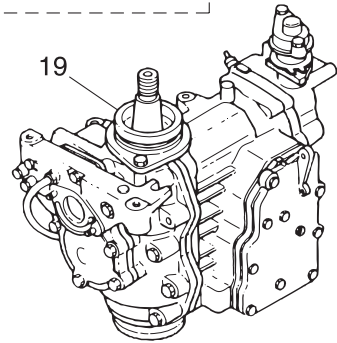
WATER PUMP REPAIR KIT

WATER PUMP KIT (CHROME PLATED)

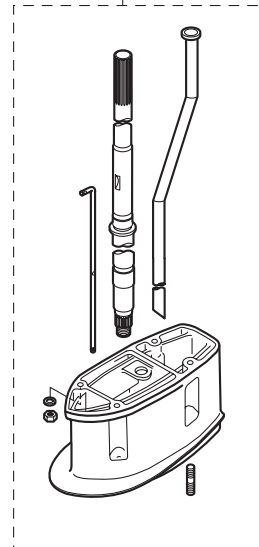
LOWER UNIT GASKET SET

TILLER HANDLE KIT

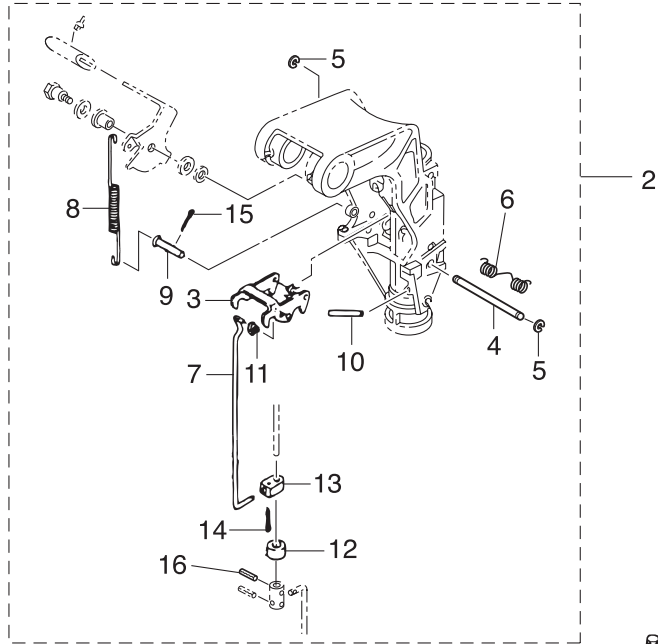
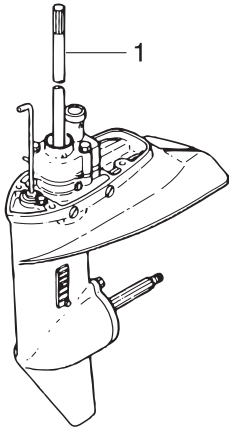
CONNECTING ROD KIT



26



Ref.No.	Part No.	Description	Q'ty				Remarks
			M9 9D2	M15D2	M18E2	MX18E2	
20-18	8	398-06972-0	* CLAMP 6.5-67P	2	2	2	
20-18	9	3G2-76060-0	* RECTIFIER COMPLETE	1	1	1	
20-18	10	921503-0525	* SCREW	1	1	1	
20-18	11	941303-0500	* SPRING WASHER	1	1	1	
20-18	12	3B2-76147-2	* STARTER CABLE L=200	1	1	1	
20-18	13	3A3-76145-0	* TERMINAL CAP	2	2	2	
20-18	14	3B2-76062-0	* FUSE WIRE ASSY L=355	1	1	1	
20-18	15	3M3-06091-1	* FLYWHEEL W/GEAR	1	1	1	
20-18	16	3B2-76120-1	* BATTERY CABLE L=2000	1	1	1	
20-18	17	910103-5612	* BOLT	1	1	1	
20-18	18	353-84398-0	* BAND 100	1	1	1	
20-18	19	309-06972-0	* CLAMP 6.5-47.5P	1	1	1	
20-18	20	3B7-76145-0	* TERMINAL CAP	1	1	1	
20-18	21	921503-6612	* SCREW	2	2	2	
20-18	22	361-76026-0	* MAIN SWITCH ASSY	1	1	1	
20-18	23	346-76039-1	* SWITCH PROTECTOR	1	1	1	
20-18	24	398-76080-0	* NEUTRAL SWITCH	1	1	1	
20-18	25	350-76081-0	* NEUTRAL SWITCH BRACKET	1	1	1	
20-18	26	398-76083-0	* NEUTRAL SWITCH ACTUATOR	1	1	1	
20-18	27	3M4-76084-0	* SPACER 12-14-2.2	1	1	1	
20-18	28	3B7-63731-0	* WASHER 12.5-24-1	1	1	1	
20-18	29	3G2-76142-0	* GROUND CABLE	1	1	1	Rectifier
20-19	1	3M5B87090-A	ENGINE SHORT BLOCK KIT	1	1		Black for M15/9.9D2
20-19	2	3LDJ87090-1	ENGINE SHORT BLOCK KIT			1	Gray for MX18E2
20-19	3	3M7B87090-B	ENGINE SHORT BLOCK KIT			1	Black for M18E2
20-20	1	3G2-87122-1	CARBURETOR REPAIR KIT	1	1	1	for M18E2 & M15/9.9D2
20-20	2	3C8-02011-0	* CARBURETOR GASKET	1	1	1	1
20-20	3	3C8-03169-0	* PLUG	1	1	1	1



ELECTRIC STARTER KIT (P TYPE)

17

ELECTRIC STARTER KIT (F TYPE)

18

CARBURETOR REPAIR KIT

20

POWER HEAD GASKET SET

21

WATER PUMP REPAIR KIT

22

WATER PUMP KIT (CHROME PLATED)

23

LOWER UNIT GASKET SET

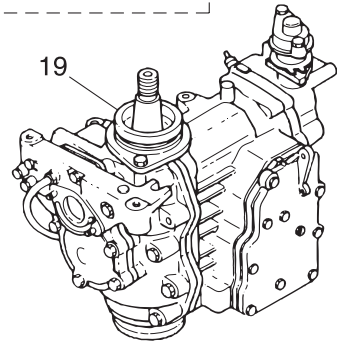
24

TILLER HANDLE KIT

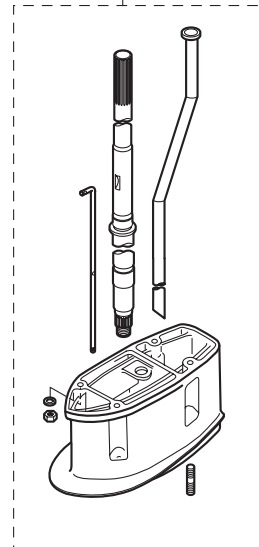
25

CONNECTING ROD KIT

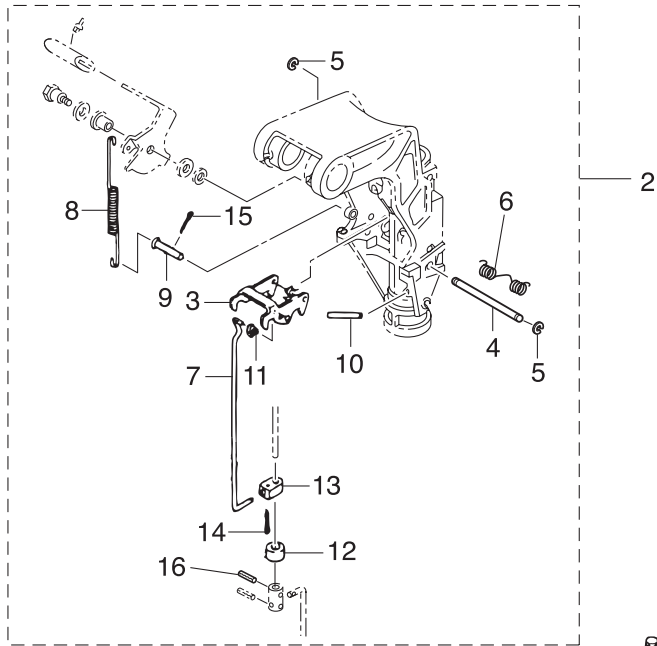
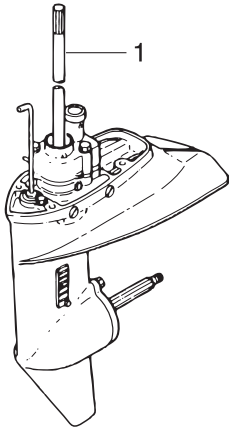
27



26



Ref.No.	Part No.	Description	Q'ty				Remarks	
			M15/9.9D2	M15D2	M18E2	MX18E2		
20-20	4	3E3-03147-0	* FLOAT VALVE	1	1	1	1	for M18E2 & M15/9.9D2
20-20	5	3C8-03126-0	* FLOAT ARM PIN	1	1	1	1	
20-20	6	3C8-03125-0	* FLOAT	1	1	1	1	
20-20	7	3C8-03121-0	* FLOAT CHAMBER GASKET	1	1	1	1	
20-20	8	3C8-03193-0	* GASKET	1	1	1	1	
20-20	9	3C8-03182-0	* CARBURETOR COVER GASKET	1	1	1	1	
20-20	10	922503-0410	* SCREW	6	6	6	6	
20-21	1	3G2-87121-7	POWER HEAD GASKET SET	1	1			for M15/9.9D2
20-21	2	3G4-87121-7	POWER HEAD GASKET SET			1		for M18E2
20-21	3	3LD-87121-0	POWER HEAD GASKET SET				1	for MX18E2
20-21	4	351-01005-1	* CYLINDER HEAD GASKET	1	1			for M15/9.9D2
20-21	5	350-01005-1	* CYLINDER HEAD GASKET			1	1	for M18E2 & MX18E2
20-21	6	346-01032-0	* THERMOSTAT CAP GASKET	1	1	1	1	ALL
20-21	7	350-02305-2	* EXHAUST COVER GASKET	1	1	1	1	ALL
20-21	8	350-02306-2	* EXHAUST COVER GASKET	1	1	1	1	ALL
20-21	9	350-00121-0	* OIL SEAL 25-45-8	1	1	1	1	ALL Crankshaft (Upper)
20-21	10	338-01403-0	* O-RING 2-55.5	1	1	1		for M18E2 & M15/9.9D2 Magneto Basement
20-21	11	338-01403-0	* O-RING 2-55.5				2	for MX18E2 Crankcase Head, Magneto Basement
20-21	12	3M2-00122-0	* OIL SEAL 25-62-9.5	1	1	1		for M18E2 & M15/9.9D2 Crankshaft (Lower)
20-21	13	3LD-00121-0	* OIL SEAL 25-47-6				1	for MX18E2 Crankcase Head
20-21	14	350-02104-2	* INTAKE MANIFOLD GASKET	1	1	1	1	ALL
20-21	15	350-02105-3	* INTAKE MANIFOLD GASKET	1	1	1	1	ALL
20-21	16	3C8-03121-0	* FLOAT CHAMBER GASKET	1	1	1	1	ALL
20-21	17	3C8-02011-0	* CARBURETOR GASKET	1	1	1	1	ALL
20-21	18	3C8-03193-0	* GASKET	1	1	1	1	ALL
20-21	19	350-61012-2	* DRIVE SHAFT HOUSING GASKET	1	1	1	1	ALL
20-21	20	350-01215-1	* OIL SEAL 12.8-25-7	1	1	1	1	STD Bottom Cowl MX18E2 Crankcase Head
20-21	21	3M3-01303-0	* ENGINE BASEMENT GASKET	1	1	1	1	ALL



ELECTRIC STARTER KIT (P TYPE)

17

ELECTRIC STARTER KIT (F TYPE)

18

CARBURETOR REPAIR KIT

20

POWER HEAD GASKET SET

21

WATER PUMP REPAIR KIT

22

WATER PUMP KIT (CHROME PLATED)

23

LOWER UNIT GASKET SET

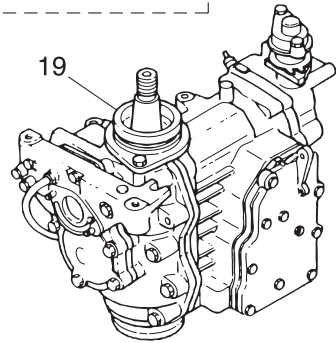
24

TILLER HANDLE KIT

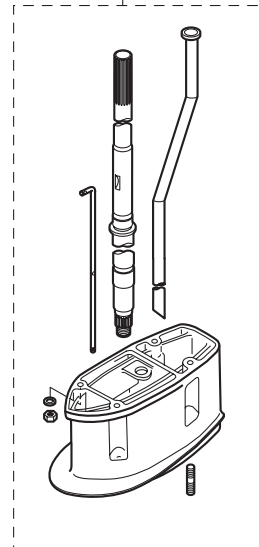
25

CONNECTING ROD KIT

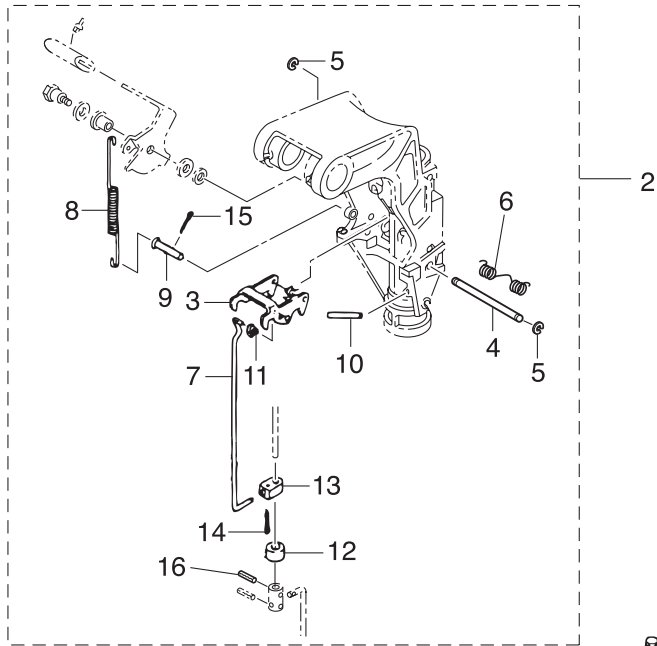
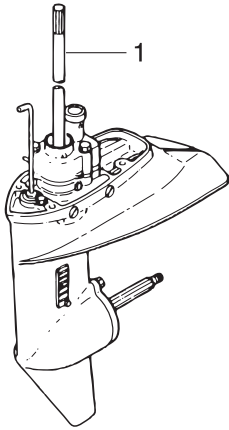
27



26



Ref.No.	Part No.	Description	Q'ty				Remarks	
			M9 9D2	M15D2	M18E2	MX18E2		
20-21	22	3G2-02414-1	* INTAKE SILENCER GASKET	1	1	1	1	ALL
20-22	1	362-87322-1	WATER PUMP REPAIR KIT	1	1	1	1	
20-22	2	3FS-65029-0	* GUIDE PLATE GASKET	1	1	1	1	
20-22	3	334-65021-0	* WATER PUMP IMPELLER	1	1	1	1	
20-22	4	350-65022-0	* KEY ϕ 2-16	1	1	1	1	
20-22	5	350-65011-1	* PUMP CASE LINER	1	1	1	1	
20-22	6	350-65025-0	* WATER PUMP GUIDE PLATE	1	1	1	1	
20-22	7	9101E3-5652	* BOLT	3	3	3	3	
20-23	1	362-65231-1	WATER PUMP KIT (CHROME PLATED)	1	1	1	1	
20-23	2	3FS-65029-0	* GUIDE PLATE GASKET	1	1	1	1	
20-23	3	334-65021-0	* WATER PUMP IMPELLER	1	1	1	1	
20-23	4	362-65238-0	* PUMP CASE LINER	1	1	1	1	Chrome Plated
20-23	5	362-65239-0	* WATER PUMP GUIDE PLATE	1	1	1	1	Chrome Plated
20-24	1	398-87321-3	LOWER UNIT GASKET SET	1	1	1	1	
20-24	2	3FS-65029-0	* GUIDE PLATE GASKET	1	1	1	1	
20-24	3	362-02312-2	* EXHAUST PIPE GASKET	1	1	1	1	
20-24	4	332-60006-0	* GASKET 8.1-15-1	3	3	3	3	
20-24	5	121-32071-0	* O-RING 2.4-59.6	1	1	1	1	Propeller Shaft Housing
20-24	6	346-65013-0	* OIL SEAL 17-30-9	1	1	1	1	Propeller Shaft
20-24	7	332-60223-0	* OIL SEAL 13.8-26-9.5	1	1	1	1	Pump Case (Lower)
20-24	8	336-62415-0	* O-RING 3.5-36	2	2	2	2	Pump Case (Lower) Cam Rod Bushing
20-24	9	332-66021-0	* O-RING 2.4-5.8	2	2	2	2	Cam Rod
20-25	1	398Q63000-3	TILLER HANDLE KIT	1	1	1	1	for EP⇒EF
20-25	2	398Q63003-1	* TILLER HANDLE ASSY	1	1	1	1	
20-25	3	350-63064-0	* UNIVERSAL PINION	1	1	1	1	
20-25	4	350-63061-1	* THROTTLE SHAFT	1	1	1	1	
20-25	5	350-63063-0	* THROTTLE SHAFT SUPPORT	2	2	2	2	



ELECTRIC STARTER KIT (P TYPE)

ELECTRIC STARTER KIT (F TYPE)

CARBURETOR REPAIR KIT

POWER HEAD GASKET SET

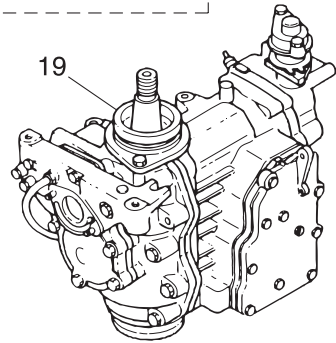
WATER PUMP REPAIR KIT

WATER PUMP KIT (CHROME PLATED)

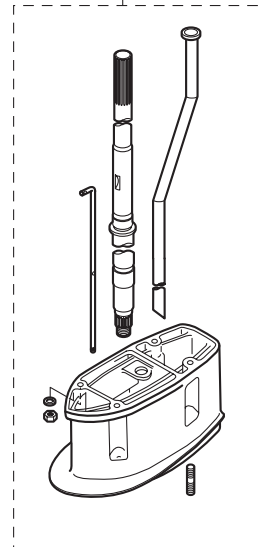
LOWER UNIT GASKET SET

TILLER HANDLE KIT

CONNECTING ROD KIT



26



Ref.No.	Part No.	Description	Q'ty				Remarks	
			M9 9D2	M15D2	M18E2	MX18E2		
20-25	6	910103-7630	* BOLT	1	1	1	1	
20-25	7	945303-0600	* E-RING d=6	1	1	1	1	
20-25	8	345-66226-0	* GROMMET 17-3	1	1	1	1	
20-25	9	353-83728-1	* PIN	1	1	1	1	
20-25	10	930103-0600	* NUT	1	1	1	1	
20-25	11	3AA-83719-0	* WASHER 8.5-18-1.6	1	1	1	1	
20-25	12	951603-0800	* SNAP PIN d=8	1	1	1	1	
20-25	13	3B7-63733-0	* ROD SNAP 5-2.5	1	1	1	1	
20-25	14	398-63717-1	* ROD 5-65L	1	1	1	1	
20-25	15	930103-0500	* NUT	1	1	1	1	
20-25	16	346-67165-0	* GROMMET	1	1	1	1	
20-25	17	353-67162-0	* GROMMET	1	1	1	1	
20-26	1	398Q87314-0	EXTENSION HOUSING KIT (UL)	1	1	1	1	for Transom "L"⇒"UL"
20-26	2	350Q61110-0	* EXTENSION HOUSING	1	1	1	1	
20-26	3	9153E3-0825	* STUD	4	4	4	4	
20-26	4	3P0-66233-0	* WASHER 8.1-16-1.5	4	4	4	4	
20-26	5	930103-0800	* NUT	4	4	4	4	
20-26	6	350-65120-0	* WATER PIPE (UL)	1	1	1	1	
20-26	7	350-64303-0	* DRIVE SHAFT (UL)	1	1	1	1	
20-26	8	398-66014-0	* CAM ROD (UL)	1	1	1	1	
20-27	1	3LD-00039-0	CONNECTING ROD KIT				1	for MX18E2
20-27	2	3LD-00090-0	* NEEDLE ROLLER SET				1	for MX18E2
20-27	3	350-00040-0	* CONNECTING ROD				1	
20-27	4	3LD-00046-0	* SMALL END BEARING WASHER				2	for MX18E2
20-27	5	3G4-00043-0	* ROLLER BEARING 20-26-16				1	
20-27	6	350-00061-1	* CRANK PIN				1	

DRIVE SHAFT HOUSING GASKET.....	12-36	GREASE FITTING.....	10-16	MAIN JET (#110).....	4-2-1
DRIVE SHAFT HOUSING GASKET.....	20-21-19	GRIP.....	11-8	MAIN JET (#116).....	4-2-2
<E>		GRIP.....	17-41	MAIN JET (#122).....	4-2-3
ELECTRIC STARTER KIT (F).....	20-18-1	GROMMET.....	9-3	MAIN NOZZLE.....	4-17-1
ELECTRIC STARTER KIT (P).....	20-17-1	GROMMET.....	12-17	MAIN NOZZLE.....	4-17-2
ENGINE BASEMENT GASKET.....	1-69	GROMMET.....	12-18	MAIN SWITCH ASSY.....	7-42
ENGINE BASEMENT GASKET.....	20-21-21	GROMMET.....	14-13	MAIN SWITCH ASSY.....	18-1
ENGINE SHORT BLOCK KIT.....	20-19-1	GROMMET.....	17-33	MAIN SWITCH ASSY.....	20-18-22
ENGINE SHORT BLOCK KIT.....	20-19-2	GROMMET.....	17-48	MAIN SWITCH KEY No.301.....	18-2-1
ENGINE SHORT BLOCK KIT.....	20-19-3	GROMMET.....	17-49	MAIN SWITCH KEY No.302.....	18-2-2
E-RING d=5.....	5-6	GROMMET.....	17-50	MAIN SWITCH KEY No.303.....	18-2-3
E-RING d=5.....	20-5	GROMMET.....	17-51	METER BULB 12V-1.8W.....	19-4
E-RING d=6.....	10-63	GROMMET.....	17-52	METER DAMPER.....	19-5
E-RING d=6.....	12-32	GROMMET.....	19-11	MOUNT BRACKET (L).....	10-32
E-RING d=6.....	17-26	GROMMET.....	20-25-16	MOUNT BRACKET (R).....	10-33
E-RING d=6.....	20-25-7	GROMMET.....	20-25-17	<N>	
EXCITER COIL.....	6-10	GROMMET 17-2.7.....	3-32	NEEDLE ROLLER SET.....	2-46
EXHAUST COVER (INNER).....	1-25-1	GROMMET 17-2.7.....	12-15	NEEDLE ROLLER SET.....	20-27-2
EXHAUST COVER (INNER).....	1-25-2	GROMMET 17-2.7.....	12-16	NEGATIVE BRUSH.....	7-6
EXHAUST COVER ASSY.....	1-22-1	GROMMET 17-3.....	12-14	NEUTRAL LOCK ARM.....	17-36
EXHAUST COVER ASSY.....	1-22-2	GROMMET 17-3.....	12-19	NEUTRAL LOCK SPRING.....	17-37
EXHAUST COVER GASKET.....	1-26	GROMMET 17-3.....	20-25-8	NEUTRAL SWITCH.....	7-14
EXHAUST COVER GASKET.....	1-27	GROMMET 22-2.5.....	12-20	NEUTRAL SWITCH.....	20-18-24
EXHAUST COVER GASKET.....	20-21-7	GROMMET 22-2.5.....	14-31	NEUTRAL SWITCH (REMOTE CONT).....	18-3
EXHAUST COVER GASKET.....	20-21-8	GROMMET 22-2.5.....	20-17-29	NEUTRAL SWITCH ACTUATOR.....	7-19
EXHAUST PIPE.....	8-7	GROUND CABLE.....	7-22	NEUTRAL SWITCH ACTUATOR.....	20-18-26
EXHAUST PIPE GASKET.....	8-8	GROUND CABLE.....	20-17-30	NEUTRAL SWITCH BRACKET.....	7-15
EXHAUST PIPE GASKET.....	20-24-3	GROUND CABLE.....	20-18-29	NEUTRAL SWITCH BRACKET.....	20-18-25
EXTENSION CORD.....	19-15	GROUND CABLE L=120.....	1-72	NIPPLE.....	1-7
EXTENSION HOUSING.....	8-10	GROUND L=110.....	10-51	NIPPLE 4.8-5.....	1-5
EXTENSION HOUSING.....	20-26-2	GROUND L=130.....	10-47	NIPPLE 4.8-5.....	3-2
EXTENSION HOUSING KIT (UL).....	20-26-1	GROUND L=130.....	10-49	NIPPLE 5.5-5.....	1-6
<F>		GUIDE PLATE.....	6-20	NUT.....	1-53
FILTER.....	3-26	GUIDE PLATE GASKET.....	9-43	NUT.....	1-55
FILTER.....	16-17	GUIDE PLATE GASKET.....	20-22-2	NUT.....	1-61
FITTING PLATE.....	19-6	GUIDE PLATE GASKET.....	20-23-2	NUT.....	1-63
FLOAT.....	4-7	GUIDE PLATE GASKET.....	20-24-2	NUT.....	3-8
FLOAT.....	20-20-6	<H>		NUT.....	3-27
FLOAT ARM PIN.....	4-6	HOLDER.....	6-12	NUT.....	4-26
FLOAT ARM PIN.....	20-20-5	HOLDER.....	6-13	NUT.....	5-14
FLOAT CHAMBER.....	4-12	HOLDER CAP.....	14-4	NUT.....	6-17
FLOAT CHAMBER GASKET.....	4-13	HOOK LEVER.....	12-6	NUT.....	6-24
FLOAT CHAMBER GASKET.....	20-20-7	HOOK LEVER BUSHING 14-16.5-17.7.....	12-8	NUT.....	8-13
FLOAT CHAMBER GASKET.....	20-21-16	HOSE.....	1-30	NUT.....	9-20
FLOAT VALVE.....	4-5-1	HOSE.....	1-32	NUT.....	9-57
FLOAT VALVE.....	4-5-2	HOSE.....	1-33	NUT.....	10-8
FLOAT VALVE.....	20-20-4	HOSE.....	1-38	NUT.....	10-36
FLUSHING PLUG.....	19-13	HOSE.....	3-29	NUT.....	10-70
FLYWHEEL.....	6-5	HOSE.....	12-29	NUT.....	14-7
FLYWHEEL W/GEAR.....	7-1	HOSE.....	16-6	NUT.....	14-12
FLYWHEEL W/GEAR.....	20-17-15	HOSE.....	16-7	NUT.....	14-19
FLYWHEEL W/GEAR.....	20-18-15	<I>		NUT.....	17-8
FREE THROTTLE DRUM.....	17-45	IDLE EXHAUST PORT GROMMET.....	8-5	NUT.....	17-31
FREE THROTTLE LEVER.....	17-16	IGNITION COIL ASSY W/LABEL.....	6-37-1	NUT.....	19-7
FREE THROTTLE ROLLER.....	17-22	IGNITION COIL ASSY W/LABEL.....	6-37-2	NUT.....	20-25-10
FREE THROTTLE SPRING.....	17-24	INTAKE MANIFOLD ASSY.....	3-1-1	NUT.....	20-25-15
FRICTION PIECE.....	10-17	INTAKE MANIFOLD ASSY.....	3-1-2	NUT.....	20-26-5
FRICTION PIECE.....	11-13	INTAKE MANIFOLD GASKET.....	3-3	NUT 10-P1.25.....	12-27
FRICTION SPRING.....	10-18	INTAKE MANIFOLD GASKET.....	3-4	NYLON BALL 3/16.....	1-3
FRICTION SPRING.....	10-45	INTAKE MANIFOLD GASKET.....	20-21-14	NYLON NUT 3/8-24UNF.....	14-23
FUEL CONNECTOR.....	16-9	INTAKE MANIFOLD GASKET.....	20-21-15	NYLON NUT 4-P0.7.....	9-32
FUEL CONNECTOR.....	16-10	INTAKE SILENCER.....	3-31	NYLON NUT 6-P1.0.....	11-18
FUEL CONNECTOR (MALE).....	12-26	INTAKE SILENCER GASKET.....	3-36	NYLON NUT 6-P1.0.....	15-4
FUEL CONNECTOR MARK.....	16-8	INTAKE SILENCER GASKET.....	20-21-22	NYLON NUT 7/8-14.....	10-10
FUEL FILTER ASSY.....	3-23	<J>		NYLON NUT 8-P1.25.....	1-50
FUEL GAUGE VENT CAP ASSY (25L).....	16-13	JOINT ASSY (INLET).....	16-2	NYLON NUT 8-P1.25.....	14-24
FUEL TANK ASSY 25L.....	16-12	JOINT ASSY (OUTLET).....	16-3	<O>	
FUSE 15A.....	7-30	<K>		OIL SEAL 12.8-25-7.....	2-24
FUSE WIRE ASSY L=355.....	7-29	KEY.....	6-16	OIL SEAL 12.8-25-7.....	12-2
FUSE WIRE ASSY L=355.....	20-17-14	KEY ϕ 2-16.....	9-36	OIL SEAL 12.8-25-7.....	20-21-20
FUSE WIRE ASSY L=355.....	20-18-14	KEY ϕ 2-16.....	20-22-4	OIL SEAL 13.8-26-9.5.....	9-41
<G>		<L>		OIL SEAL 13.8-26-9.5.....	20-24-7
GASKET.....	4-16	LABYRINTH PACKING.....	2-12	OIL SEAL 14-20-4.5.....	13-3
GASKET.....	20-20-8	LEAD WIRE.....	7-39	OIL SEAL 17-30-9.....	9-14
GASKET.....	20-21-18	LEAD WIRE.....	20-17-28	OIL SEAL 17-30-9.....	20-24-6
GASKET 10.2-16-0.5.....	12-28	LEAD WIRE BAND 100.....	6-30	OIL SEAL 25-45-8.....	6-1
GASKET 6.2-11-1.....	6-48	LEAD WIRE BAND 100.....	6-50	OIL SEAL 25-45-8.....	20-21-9
GASKET 8.1-15-1.....	1-24	LOWER UNIT ASSY (L).....	20-1-2	OIL SEAL 25-47-6.....	2-23
GASKET 8.1-15-1.....	9-7	LOWER UNIT ASSY (S).....	20-1-1	OIL SEAL 25-47-6.....	20-21-13
GASKET 8.1-15-1.....	20-24-4	LOWER UNIT ASSY (UL).....	20-1-3	OIL SEAL 25-62-9.5.....	2-3
GEAR CASE ASSY.....	9-4	LOWER UNIT GASKET SET.....	20-24-1	OIL SEAL 25-62-9.5.....	20-21-12
GIRD PIPE.....	9-2	<M>		OIL SEALING RING.....	2-4
GIRD PIPE ASSY.....	9-1	MAGNETO BASEMENT.....	6-2	O-RING.....	3-25

O-RING.....	16-16	PROPELLER SHAFT.....	9-23	SCREW.....	5-32
O-RING 1.5-2.5.....	7-38	PROPELLER SHAFT HOUSING.....	9-10	SCREW.....	6-9
O-RING 1.5-2.5.....	20-17-27	PROPELLER SHAFT HOUSING ASSY.....	9-9	SCREW.....	6-11
O-RING 2.4-5.8.....	9-53	PROTECTOR.....	6-15	SCREW.....	6-14-1
O-RING 2.4-5.8.....	20-24-9	PUMP BODY.....	4-29	SCREW.....	6-14-2
O-RING 2.4-59.6.....	9-13	PUMP BODY GASKET.....	4-28	SCREW.....	6-23
O-RING 2.4-59.6.....	20-24-5	PUMP CASE (LOWER).....	9-40	SCREW.....	6-25
O-RING 2.5-4.5.....	5-21	PUMP CASE (UPPER).....	9-37	SCREW.....	6-27
O-RING 2-55.5.....	2-25	PUMP CASE LINER.....	9-38	SCREW.....	7-16
O-RING 2-55.5.....	6-3	PUMP CASE LINER.....	20-22-5	SCREW.....	7-23
O-RING 2-55.5.....	20-21-10	PUMP CASE LINER.....	20-23-4	SCREW.....	7-34
O-RING 2-55.5.....	20-21-11	PUMP COVER.....	4-21	SCREW.....	7-35
O-RING 3.5-22.....	10-24	PUMP COVER GASKET.....	4-23	SCREW.....	9-31
O-RING 3.5-36.....	9-42	PUMP DIAPHRAGM.....	4-27	SCREW.....	9-34
O-RING 3.5-36.....	9-54	PUSH ROD.....	9-29	SCREW.....	11-9
O-RING 3.5-36.....	20-24-8	<Q>		SCREW.....	12-25
<P>		QUICK-CONNECTOR (MALE).....	16-15	SCREW.....	17-5
PICK-UP ELBOW ASSY (25L).....	16-14	<R>		SCREW.....	17-17
PIN.....	1-58	RATCHET.....	5-4	SCREW.....	17-19
PIN.....	13-18	REAR HOUSING.....	17-34	SCREW.....	17-21
PIN.....	20-9	REAR PANEL.....	17-35	SCREW.....	17-39
PIN.....	20-25-9	RECOIL STARTER ASSY.....	5-1	SCREW.....	18-4
PIN ϕ 5-30.....	9-25	RECTIFIER COMPLETE.....	7-21	SCREW.....	20-17-10
PINION ASSY.....	7-3	RECTIFIER COMPLETE.....	20-17-9	SCREW.....	20-17-22
PISTON.....	2-35-1	RECTIFIER COMPLETE.....	20-18-9	SCREW.....	20-17-24
PISTON.....	2-39-1	RECTIFIER KIT.....	19-14	SCREW.....	20-18-10
PISTON.....	2-43-1	REED VALVE ASSY.....	3-18	SCREW.....	20-18-21
PISTON (0.5 O/S).....	2-35-2	REEL ASSY.....	5-3	SCREW.....	20-20-10
PISTON (0.5 O/S).....	2-39-2	REMOTE CONTROL FITTING ASSY.....	14-1	SEAL RING.....	14-29
PISTON (0.5 O/S).....	2-43-2	REMOTE CONTROL HEAD ASSY (RC5C).....	17-1	SEAL RING 13.8-22-3.7.....	12-7
PISTON PIN.....	2-36	REMOTE CONTROL HEAD ASSY (RC5D).....	17-2	SEALING PLATE.....	5-20
PISTON PIN.....	2-40	REMOTE CONTROL STOP CORD ASSY L=3900.....	14-30-1	SEALING PLUG.....	2-16
PISTON PIN.....	2-44	REMOTE CONTROL STOP CORD ASSY L=5900.....	14-30-2	SEALING PLUG 4.9-4.....	1-2
PISTON PIN CLIP.....	2-37	RETURN SPRING.....	5-8	SEPARATE CORD.....	19-12-1
PISTON PIN CLIP.....	2-41	RETURN SPRING.....	5-9	SEPARATE CORD.....	19-12-2
PISTON PIN CLIP.....	2-45	REVERSE LOCK.....	20-3	SETTING PIECE.....	10-46
PISTON REPAIR KIT.....	2-34-1	REVERSE LOCK (R).....	10-60	SETTING PLATE.....	10-43
PISTON REPAIR KIT.....	2-38-1	REVERSE LOCK ARM.....	10-61	SETTING RING.....	6-21
PISTON REPAIR KIT.....	2-42-1	REVERSE LOCK LEVER.....	10-52	SHIFT GEAR ASSY.....	17-27
PISTON REPAIR KIT (0.5 O/S).....	2-34-2	REVERSE LOCK LEVER GRIP.....	10-53	SHIFT LEVER.....	13-1
PISTON REPAIR KIT (0.5 O/S).....	2-38-2	REVERSE LOCK LINK.....	10-66	SHIFT LEVER STOP ADJUST.....	13-7
PISTON REPAIR KIT (0.5 O/S).....	2-42-2	REVERSE LOCK LINK.....	20-7	SHIFT LEVER STOPPER.....	13-4
PISTON RING.....	2-27-1	REVERSE LOCK LINK JOINT.....	20-13	SHIFT LEVER STOPPER.....	13-9
PISTON RING.....	2-28-1	REVERSE LOCK ROD.....	10-64	SHIFT POSITION DECAL.....	18-10
PISTON RING.....	2-30-1	REVERSE LOCK SHAFT.....	10-62	SHIFT POSITION SIDE DECAL.....	18-11
PISTON RING.....	2-32-1	REVERSE LOCK SHAFT.....	20-4	SHIFT ROD (L).....	13-13-2
PISTON RING.....	2-33-1	REVERSE LOCK SHIFT LEVER KIT.....	20-2	SHIFT ROD (S).....	13-13-1
PISTON RING (0.5 O/S).....	2-27-2	REVERSE LOCK SPRING.....	10-67	SHIFT ROD JOINT.....	13-14
PISTON RING (0.5 O/S).....	2-28-2	REVERSE LOCK SPRING (S).....	10-68	SHIFT ROD LEVER.....	13-16
PISTON RING (0.5 O/S).....	2-30-2	RIVET 3-22.....	10-76	SHIM 35-41.9-0.1.....	9-46-1
PISTON RING (0.5 O/S).....	2-32-2	ROD.....	3-15	SHIM 35-41.9-0.15.....	9-46-2
PISTON RING (0.5 O/S).....	2-33-2	ROD 5-60L.....	1-62	SHIM 35-41.9-0.3.....	9-46-3
PISTON RING SET.....	2-26-1	ROD 5-65L.....	1-54	SHIM 35-41.9-0.5.....	9-46-4
PISTON RING SET.....	2-29-1	ROD 5-65L.....	20-25-14	SHOULDER BOLT.....	10-78
PISTON RING SET.....	2-31-1	ROD JOINT ϕ 5.....	1-56	SHOULDER BOLT 6-8.....	10-57
PISTON RING SET (0.5 O/S).....	2-26-2	ROD SNAP 3.4-1.6.....	3-22	SLOW JET (#60).....	4-3-2
PISTON RING SET (0.5 O/S).....	2-29-2	ROD SNAP 3.5-2.....	1-45	SLOW JET (#62).....	4-3-3
PISTON RING SET (0.5 O/S).....	2-31-2	ROD SNAP 3.5-2.....	5-35	SLOW JET (#80).....	4-3-1
PLASTIC RIVET 6.5.....	3-35	ROD SNAP 5-2.5.....	1-47	SMALL END BEARING WASHER.....	2-6
PLATE.....	17-47	ROD SNAP 5-2.5.....	1-57	SMALL END BEARING WASHER.....	20-27-4
PLUG.....	4-4	ROD SNAP 5-2.5.....	20-11	SNAP.....	9-26
PLUG.....	20-20-3	ROD SNAP 5-2.5.....	20-25-13	SNAP PIN d=8.....	1-60
PLUG 8-8.....	9-6	ROLLER.....	17-10	SNAP PIN d=8.....	20-25-12
PLUG CAP.....	6-38	ROLLER BEARING 14-18-20.....	2-5	SPACER.....	11-5
PLUG CAP TERMINAL.....	6-39	ROLLER BEARING 16-24-20.....	9-5	SPACER.....	17-6
PLUG CAP W/RESISTANCE.....	6-41	ROLLER BEARING 17-24-20.....	9-12	SPACER 12-14-2.2.....	7-17
PLUG CAP W/RESISTANCE.....	6-51	ROLLER BEARING 20-26-16.....	2-9	SPACER 12-14-2.2.....	20-18-27
PLUNGER.....	7-32	ROLLER BEARING 20-26-16.....	20-27-5	SPACER 25.2-34-1.6.....	2-20
POSITIVE BRUSH.....	7-5	ROLLER RETAINER.....	17-23	SPACER 6.1-12-12.....	20-12
POWER HEAD GASKET SET.....	20-21-1	ROPE ANCHOR.....	5-19	SPACER 6-8-28.5.....	6-43
POWER HEAD GASKET SET.....	20-21-2	RUBBER MOUNT (LOWER).....	10-30	SPARK PLUG (BP7HS10).....	1-68-2
POWER HEAD GASKET SET.....	20-21-3	RUBBER MOUNT (UPPER).....	10-25	SPARK PLUG (BR7HS10).....	1-68-1
PRE-COATED BOLT.....	9-15	RUBBER PLUG.....	4-20	SPARK PLUG DECAL (BP7HS10).....	12-35-2
PRE-COATED SCREW.....	4-22	<S>		SPARK PLUG DECAL (BR7HS10).....	12-35-1
PRIMER BULB.....	16-4	SAFETY ROPE ϕ 6-1600.....	19-2	SPLIT PIN 1.6-10.....	13-19
PRIMER BULB ASSY.....	16-1	SCREW.....	1-52	SPLIT PIN 1.6-10.....	20-15
PROPELLER ASSY (10").....	9-59-4	SCREW.....	1-66	SPLIT PIN 2.5-20.....	13-17
PROPELLER ASSY (11.5").....	9-59-5	SCREW.....	3-19	SPLIT PIN 2.5-22.....	13-8
PROPELLER ASSY (6").....	9-59-1	SCREW.....	3-33	SPLIT PIN 2-12.....	10-65
PROPELLER ASSY (8").....	9-59-2	SCREW.....	4-8	SPLIT PIN 2-12.....	20-14
PROPELLER ASSY (9").....	9-59-3	SCREW.....	4-14	SPLIT PIN 3-22.....	9-64
PROPELLER HARDWARE KIT.....	9-60	SCREW.....	4-25	SPRING.....	1-4
PROPELLER NUT.....	9-63	SCREW.....	5-26	SPRING.....	4-10

SPRING.....	9-27	TERMINAL CAP	20-18-20	WASHER 6-16-1.5.....	6-35
SPRING.....	11-15	THERMOSTAT	1-16	WASHER 6-16-1.5.....	10-55
SPRING.....	14-5	THERMOSTAT CAP	1-17-1	WASHER 6-16-1.5.....	12-13
SPRING.....	20-6	THERMOSTAT CAP	1-17-2	WASHER 6-16-1.5.....	15-5
SPRING.....	20-8	THERMOSTAT CAP GASKET.....	1-18	WASHER 8.1-16-1.5.....	1-51
SPRING PIN.....	10-41	THERMOSTAT CAP GASKET.....	20-21-6	WASHER 8.1-16-1.5.....	3-28
SPRING PIN.....	20-10	THROTTLE ARM.....	17-25	WASHER 8.1-16-1.5.....	8-12
SPRING PIN 3-10.....	11-11	THROTTLE CAM	6-28-1	WASHER 8.1-16-1.5.....	9-58
SPRING PIN 3-12.....	7-37	THROTTLE CAM	6-28-2	WASHER 8.1-16-1.5.....	10-37
SPRING PIN 3-12.....	9-51	THROTTLE CAM	6-28-3	WASHER 8.1-16-1.5.....	20-26-4
SPRING PIN 3-12.....	13-15	THROTTLE DECAL.....	11-4	WASHER 8.5-18-1.6.....	1-59
SPRING PIN 3-12.....	20-16	THROTTLE LEVER ASSY.....	3-11	WASHER 8.5-18-1.6.....	10-56
SPRING PIN 3-12.....	20-17-26	THROTTLE LEVER END	3-13	WASHER 8.5-18-1.6.....	20-25-11
SPRING PIN 3-16.....	5-11	THROTTLE LIMITER ARM	1-41	WASHER 9.6-18-2.....	14-25
SPRING PIN 3-8.....	2-13	THROTTLE LIMITER SHAFT	1-42	WATER PIPE (L).....	8-14-2
SPRING RETAINER.....	9-28	THROTTLE ROLLER.....	3-12	WATER PIPE (S).....	8-14-1
SPRING WASHER.....	3-17	THROTTLE SHAFT.....	11-12	WATER PIPE (UL).....	8-14-3
SPRING WASHER.....	5-16	THROTTLE SHAFT.....	12-31	WATER PIPE (UL).....	20-26-6
SPRING WASHER.....	6-46	THROTTLE SHAFT.....	20-25-4	WATER PIPE AUXILIARY MOUNT.....	8-4
SPRING WASHER.....	7-8	THROTTLE SHAFT DAMPER.....	11-6	WATER PIPE SEAL (LOWER).....	9-39
SPRING WASHER.....	7-11	THROTTLE SHAFT SUPPORT.....	12-33	WATER PIPE SEAL (UPPER).....	8-15
SPRING WASHER.....	7-24	THROTTLE SHAFT SUPPORT.....	20-25-5	WATER PUMP GUIDE PLATE.....	9-44
SPRING WASHER.....	13-11	THRUST HOLDER	9-61	WATER PUMP GUIDE PLATE.....	20-22-6
SPRING WASHER.....	14-8	THRUST PLATE	2-1-1	WATER PUMP GUIDE PLATE.....	20-23-5
SPRING WASHER.....	14-11	THRUST PLATE.....	2-1-2	WATER PUMP IMPELLER	9-35
SPRING WASHER.....	14-20	THRUST PLATE.....	2-2	WATER PUMP IMPELLER	20-22-3
SPRING WASHER.....	19-8	THRUST PLATE.....	17-11	WATER PUMP IMPELLER	20-23-3
SPRING WASHER.....	20-17-4	THRUST PLATE (UPPER).....	10-23	WATER PUMP KIT (CHROME PLATED).....	20-23-1
SPRING WASHER.....	20-17-11	THRUST ROD	10-13	WATER PUMP REPAIR KIT	20-22-1
SPRING WASHER.....	20-18-4	THRUST ROD SPRING	10-14	WATER STRAINER.....	9-30
SPRING WASHER.....	20-18-11	TILLER HANDLE.....	11-3	WATER STRAINER.....	9-33
STARTER CABLE L=200.....	7-27	TILLER HANDLE ASSY.....	11-1	WAVE WASHER	17-44
STARTER CABLE L=200.....	20-17-12	TILLER HANDLE ASSY	20-25-2	WAVE WASHER d=10	11-10
STARTER CABLE L=200.....	20-18-12	TILLER HANDLE KIT	20-25-1	WAVE WASHER d=12	13-2
STARTER CASE.....	5-2	TILLER HANDLE SUB-ASSY	11-2	WAVE WASHER d=14	12-10
STARTER HANDLE	5-17	TILT HANDLE	15-3	WAVE WASHER d=8	1-43
STARTER LOCK	5-29	TILT HANDLE	15-11	WAVE WASHER d=8	5-31
STARTER LOCK CAM	5-30	TILT STOPPER.....	10-40	WELCH PLUG.....	1-12
STARTER LOCK ROD	1-44	TILT SWITCH COVER	17-40	WIRE COVER.....	17-30
STARTER LOCK ROD	5-34	TILT SWITCH PLUG.....	17-43		
STARTER LOCK SPRING.....	5-28	TOOL KIT	19-1		
STARTER MOTOR ASSY.....	7-2	TOP COWL ASSY.....	15-1		
STARTER MOTOR ASSY.....	20-17-2	TOP COWL ASSY.....	15-9		
STARTER MOTOR ASSY.....	20-18-2	TOP COWL SEAL.....	15-6		
STARTER MOTOR BRACKET.....	7-9	TOP COWL SUB-ASSY.....	15-2		
STARTER MOTOR BRACKET.....	20-17-5	TOP COWL SUB-ASSY	15-10		
STARTER MOTOR BRACKET.....	20-18-5	TRIM TAB.....	9-16		
STARTER ROPE ϕ 5-1600.....	5-18	TWIN REMOTE CONTROL KIT	17-53		
STARTER SEAL	5-22	<U>			
STARTER SHAFT	5-12	UNIVERSAL PINION	10-21		
STARTER SOLENOID	7-12	UNIVERSAL PINION	20-25-3		
STARTER SOLENOID	20-17-6	<W>			
STARTER SOLENOID	20-18-6	WASHER	1-9		
STARTER SPRING.....	5-10	WASHER	1-15		
STEERING HOOK.....	14-17	WASHER	1-29		
STEERING SHAFT ASSY.....	10-20	WASHER	1-71		
STOP SCREW	4-9	WASHER	3-10		
STOP SWITCH ASSY.....	12-21	WASHER	3-21		
STOP SWITCH ASSY.....	18-5	WASHER	5-15		
STOP SWITCH ASSY.....	18-13	WASHER	5-25		
STOP SWITCH LANYARD ASSY.....	12-22	WASHER	6-45		
STOP SWITCH LANYARD ASSY.....	18-6	WASHER	6-49		
STOPPER.....	9-55	WASHER	10-6		
STOPPER.....	10-54	WASHER	10-7		
STUD.....	1-48	WASHER	10-28		
STUD.....	3-7	WASHER	10-29		
STUD.....	3-9	WASHER	10-58		
STUD.....	8-6	WASHER	10-71		
STUD.....	8-11	WASHER	13-6		
STUD.....	20-26-3	WASHER	14-21		
SWITCH PROTECTOR.....	7-43	WASHER	14-26		
SWITCH PROTECTOR.....	20-18-23	WASHER	17-7		
SWIVEL BRACKET	10-15	WASHER	17-9		
SWIVEL BRACKET SHAFT ASSY.....	10-9	WASHER	17-13		
<T>		WASHER	17-38		
TACHOMETER ASSY.....	19-3	WASHER 12.5-24-1.....	7-18		
TACHOMETER LEAD WIRE L=6000.....	19-9	WASHER 12.5-24-1.....	20-18-28		
TACHOMETER UNIT KIT	19-10	WASHER 12.5-32-2.5.....	9-62		
TERMINAL CAP	7-26	WASHER 14-22-1	12-9		
TERMINAL CAP	7-28	WASHER 17.1-22-1.5.....	9-22		
TERMINAL CAP	20-17-13	WASHER 17-30-1.6.....	6-18		
TERMINAL CAP	20-17-20	WASHER 5.5-14-1.2.....	14-6		
TERMINAL CAP	20-18-13	WASHER 6.5-21-1.....	5-7		

INDEX (Parts Number)

121-32071-0	9-13	345-67117-0	3-32	350-02104-2	20-21-14	350-66115-0	13-7
121-32071-0	20-24-5	345-67117-0	12-15	350-02105-3	3-4	350-66121-0	13-4
128-02605-1	6-43	345-67117-0	12-16	350-02105-3	20-21-15	350-66214-0	13-13-1
151-33159-0	6-48	345-67142-1	12-11	350-02305-2	1-26	350-66215-0	13-13-2
309-06972-0	5-23	345-67169-0	19-11	350-02305-2	20-21-7	350-66223-0	13-18
309-06972-0	6-26	345-76023-0	12-20	350-02306-2	1-27	350-66223-0	20-9
309-06972-0	12-23-2	345-76023-0	14-31	350-02306-2	20-21-8	350-66225-0	13-16
309-06972-0	20-17-19	345-76023-0	20-17-29	350-03174-0	3-15	350-66241-0	13-14
309-06972-0	20-18-19	345-83721-0	14-2	350-03176-0	3-13	350-66302-0	20-13
332-00021-1	2-36	346-00116-0	2-20	350-04005-0	4-27	350-66315-0	10-67
332-01121-1	1-3	346-01032-0	1-18	350-04014-0	4-24	350-66337-0	20-12
332-01122-0	1-4	346-01032-0	20-21-6	350-05000-2	5-1	350-67101-0	13-12
332-60005-2	9-6	346-05228-1	6-22	350-05013-1	5-18	350-67104-0	12-5
332-60006-0	1-24	346-05234-0	1-56	350-05104-1	5-3	350-67105-0	12-8
332-60006-0	9-7	346-06999-0	6-41	350-05105-0	5-2	350-67154-0	3-35
332-60006-0	20-24-4	346-62124-1	10-10	350-05116-1	5-20	350-76010-0	7-2
332-60223-0	9-41	346-62127-0	10-12	350-05123-0	5-8	350-76010-0	20-17-2
332-60223-0	20-24-7	346-62421-1	10-18	350-05124-0	5-9	350-76010-0	20-18-2
332-62101-1	10-77	346-62438-0	10-46	350-05132-0	5-12	350-76011-0	7-9
332-64221-0	9-27	346-63201-2	11-19	350-05136-0	5-21	350-76011-0	20-17-5
332-66021-0	9-53	346-63722-2	6-20	350-05211-0	1-41	350-76011-0	20-18-5
332-66021-0	20-24-9	346-64027-1	9-20	350-05217-0	5-34	350-76012-0	7-5
332-66033-0	9-55	346-64081-0	9-46-1	350-05222-0	1-44	350-76013-0	7-6
332-70201-0	16-11	346-64082-0	9-46-2	350-05227-1	1-42	350-76014-0	7-4
332-70261-0	12-27	346-64083-0	9-46-3	350-05253-0	5-30	350-76015-0	7-3
332-83723-0	14-4	346-64084-0	9-46-4	350-06025-0	6-13	350-76081-0	7-15
332-83724-0	14-5	346-64121-5	9-63	350-60211-0	9-5	350-76081-0	20-18-25
332-83725-0	14-6	346-64124-5	9-62	350-61012-2	12-36	350-83820-0	14-9
332Q62102-1	10-75	346-65013-0	9-14	350-61012-2	20-21-19	350-83870-0	14-14
334-00131-0	6-16	346-65013-0	20-24-6	350-61301-0	10-25	350802300-1	1-22-1
334-00133-0	6-18	346-66334-0	10-54	350-61302-0	10-30	350802302-1	1-25-1
334-65021-0	9-35	346-67115-0	5-7	350-61336-0	10-31	350J02300-1	1-22-2
334-65021-0	20-22-3	346-67165-0	12-17	350-61337-0	10-26	350J02302-1	1-25-2
334-65021-0	20-23-3	346-67165-0	20-25-16	350-62121-2	10-13	350Q61110-0	8-10
334-66233-0	1-51	346-76039-1	7-43	350-62415-0	10-24	350Q61110-0	20-26-2
334-66233-0	3-28	346-76039-1	20-18-23	350-62417-0	10-22	350Q61191-3	8-1-1
336-06973-0	12-23-1	346-76040-0	7-12	350-62423-0	10-23	350Q61192-3	8-1-2
336-60007-0	19-13	346-76040-0	20-17-6	350-62437-0	10-42	350Q61401-0	10-33
336-62415-0	9-42	346-76040-0	20-18-6	350-62439-1	10-43	350Q61402-1	10-32
336-62415-0	9-54	346-76160-2	19-14	350-63046-0	11-7	350Q62010-2	10-20
336-62415-0	20-24-8	346-76212-0	7-30	350-63061-1	12-31	350Q67100-5	12-1-1
336-70112-0	12-28	346-83732-0	14-13	350-63061-1	20-25-4	351-00001-2	2-35-1
336-76091-0	6-30	346-84830-1	14-17	350-63063-0	12-33	351-00004-2	2-35-2
336-76091-0	6-50	349-62126-0	10-11	350-63063-0	20-25-5	351-00011-0	2-28-1
338-01131-1	1-5	350-00001-1	2-39-1	350-63064-0	10-21	351-00014-0	2-28-2
338-01131-1	3-2	350-00004-1	2-39-2	350-63064-0	20-25-3	351-01005-1	1-13-1
338-01133-0	1-36	350-00011-0	2-30-1	350-63711-1	1-46	351-01005-1	20-21-4
338-01133-0	1-39	350-00011-0	2-33-1	350-63715-1	1-62	353-06821-0	12-22
338-01403-0	2-25	350-00014-0	2-30-2	350-63723-0	6-21	353-06821-0	18-6
338-01403-0	6-3	350-00014-0	2-33-2	350-64010-0	9-18	353-67162-0	12-18
338-01403-0	20-21-10	350-00021-1	2-40	350-64020-0	9-19	353-67162-0	20-25-17
338-01403-0	20-21-11	350-00021-1	2-44	350-64032-0	9-22	353-76020-3	18-1
338-02215-0	3-30	350-00024-1	2-37	350-64218-0	9-25	353-76037-0	6-31
338-02215-0	12-30	350-00024-1	2-41	350-64219-0	9-26	353-83728-1	1-58
338-05019-0	5-17	350-00024-1	2-45	350-64222-1	9-28	353-83728-1	20-25-9
338-05131-0	5-19	350-00032-1	2-11	350-64223-1	9-29	353-84321-0	17-51
338-05216-0	5-28	350-00033-1	2-14	350-64301-0	9-47-1	353-84371-0	17-7
338-05252-0	5-29	350-00034-2	2-15	350-64302-0	9-47-2	353-84388-0	17-15
338-05255-0	5-27	350-00040-0	2-8	350-64303-0	9-47-3	353-84398-0	7-40
338-60218-2	1-20	350-00040-0	20-27-3	350-64303-0	20-26-7	353-84398-0	7-41
338-60218-2	10-3	350-00051-1	2-12	350-64322-0	9-2	353-84398-0	20-17-18
338-60218-2	10-38	350-00061-1	2-17	350-64326-1	9-3	353-84398-0	20-18-18
338-67147-0	12-7	350-00061-1	20-27-6	350-65011-1	9-38	353-84904-0	14-32
338Q67141-0	12-6	350-00062-0	2-16	350-65011-1	20-22-5	353-84916-0	14-25
344-67177-1	10-16	350-00063-0	1-2	350-65014-0	9-39	353-84918-0	14-23
345-01111-0	1-10	350-00107-0	2-2	350-65016-1	9-37	361-72026-0	12-35-1
345-01111-0	8-3	350-00115-0	2-1-1	350-65022-0	9-36	361-72539-0	19-9
345-05003-1	5-4	350-00115-0	2-1-2	350-65022-0	20-22-4	361-72542-0	19-12-1
345-05004-1	5-10	350-00121-0	6-1	350-65025-0	9-44	361-72543-0	19-12-2
345-05135-1	5-5	350-00121-0	20-21-9	350-65025-0	20-22-6	361-76026-0	7-42
345-05223-1	1-45	350-01005-1	1-13-2	350-65100-0	8-14-1	361-76026-0	20-18-22
345-05223-1	5-35	350-01005-1	20-21-5	350-65110-0	8-14-2	361-76050-0	7-31
345-05224-0	20-11	350-01030-1	1-16	350-65120-0	8-14-3	361-76050-0	20-17-23
345-62441-0	10-17	350-01093-0	1-12	350-65120-0	20-26-6	361-76073-0	7-32
345-63048-0	11-6	350-01215-1	2-24	350-65204-0	8-4	361-76110-1	18-7
345-63207-0	11-20	350-01215-1	12-2	350-65205-0	8-16	361-76161-0	19-15
345-63713-0	1-49	350-01215-1	20-21-20	350-65206-0	8-15	361-83857-0	14-30-2
345-66226-0	12-14	350-01401-0	6-2	350-66110-0	13-1	361-84414-0	17-48
345-66226-0	20-25-8	350-02104-2	3-3	350-66112-0	13-9	361-84415-0	17-49

362-00128-0	2-4	3A3-83314-2	17-28	3C7-03271-1	7-38	3G2-66331-0	10-68
362-02100-1	3-18	3A3-84307-0	17-20	3C7-03271-1	20-17-27	3G2-66351-0	10-60
362-02311-0	8-7	3A3-84364-2	17-29	3C7-06921-0	6-51	3G2-66901-0	20-2
362-02312-2	8-8	3A3-84365-1	17-25	3C7-70050-1	16-13	3G2-67151-1	12-4
362-02312-2	20-24-3	3A3-84368-0	17-44	3C7-70113-0	16-17	3G2-67152-0	3-34
362-60206-1	9-30	3A3-84374-0	17-6	3C7-70155-0	16-14	3G2-67196-0	3-22
362-60211-0	9-12	3A3-84375-0	17-5	3C7-70177-1	16-12	3G2-76055-2	7-33
362-64030-0	9-21	3A3-84376-0	17-33	3C7-70199-0	16-16	3G2-76055-2	20-17-21
362-64211-2	9-23	3A3-84381-0	17-27	3C7-70211-1	16-4	3G2-76057-1	7-36
362-64215-0	9-24	3A3-84383-0	17-9	3C7-70217-0	16-5	3G2-76057-1	20-17-25
362-64231-0	9-61	3A3-84391-0	17-45	3C7-70220-1	16-2	3G2-76060-0	7-21
362-65231-1	20-23-1	3A3-84398-0	18-12	3C7-70224-1	16-3	3G2-76060-0	20-17-9
362-65238-0	20-23-4	3A3-84401-0	17-36	3C7-72180-3	15-8	3G2-76060-0	20-18-9
362-65239-0	20-23-5	3A3-84403-0	17-37	3C8-02011-0	4-30	3G2-76100-5	20-17-1
362-87322-1	20-22-1	3A3-84404-0	17-41	3C8-02011-0	20-20-2	3G2-76142-0	7-22
362B01100-3	1-1-2	3A3-84406-0	17-47	3C8-02011-0	20-21-17	3G2-76142-0	20-17-30
362B64107-1	9-59-1	3A3-84407-0	17-38	3C8-03121-0	4-13	3G2-76142-0	20-18-29
364-63718-0	6-28-3	3A3-84421-0	17-10	3C8-03121-0	20-20-7	3G2-76300-4	20-18-1
369-60206-0	9-33	3A3-84422-0	17-11	3C8-03121-0	20-21-16	3G2-84905-0	14-22
369-62122-2	10-14	3A3-84423-0	17-18	3C8-03125-0	4-7	3G2-84914-0	14-28
369-62434-0	20-6	3A3-84424-0	17-22	3C8-03125-0	20-20-6	3G2-87121-7	20-21-1
369-70098-2	1-37	3A3-84425-0	17-24	3C8-03126-0	4-6	3G2-87122-1	20-20-1
369-72019-1	11-4	3A3-84426-0	17-23	3C8-03126-0	20-20-5	3G2B01100-2	1-1-1
369-72025-0	12-35-2	3A3-84429-0	17-30	3C8-03157-0	4-10	3G2Q62310-1	10-15
369-84416-0	17-52	3A3-84431-0	17-12	3C8-03169-0	4-4	3G2Q62993-1	10-40
369-84418-0	17-50	3A3-84432-0	17-4	3C8-03169-0	20-20-3	3G3-06021-1	6-10
393-01131-0	1-6	3A3-84435-0	17-46	3C8-03179-1	4-9	3G4-00043-0	2-9
393-01137-0	1-7	3A3-84442-0	17-14	3C8-03180-0	4-20	3G4-00043-0	20-27-5
393-01160-0	1-31	3A3-84451-0	17-40	3C8-03181-0	4-18	3G4-87121-7	20-21-2
397B01001-0	1-11-1	3A3-84452-0	17-43	3C8-03182-0	4-19	3GF-70250-0	16-10
398-06830-0	12-21	3AA-83719-0	1-59	3C8-03182-0	20-20-9	3GF-70281-0	16-9
398-06830-0	18-13	3AA-83719-0	10-56	3C8-03193-0	4-16	3H6B01031-0	1-17-1
398-06972-0	1-65	3AA-83719-0	20-25-11	3C8-03193-0	20-20-8	3H6J01031-0	1-17-2
398-06972-0	1-67	3AC-62191-0	10-9	3C8-03193-0	20-21-18	3K9-66137-0	13-3
398-06972-0	7-20	3AD-02230-0	3-23	3C8-03441-0	4-2-3	3KM-67503-0	5-22
398-06972-0	12-24	3AD-02234-0	3-26	3C8-04002-0	4-29	3LC-01160-0	1-34
398-06972-0	20-17-8	3AD-02235-0	3-25	3C8-04004-0	4-21	3LD-00001-0	2-43-1
398-06972-0	20-18-8	3AD-02237-0	3-24	3C8-04018-0	4-23	3LD-00004-0	2-43-2
398-61207-0	8-5	3AL-05212-0	10-59	3C8-04028-0	4-28	3LD-00011-0	2-32-1
398-61307-0	10-27	3AL-05254-0	10-57	3C8-62104-2	10-76	3LD-00014-0	2-32-2
398-61308-2	10-29	3AL-66333-0	10-53	3C8-62107-0	10-78	3LD-00039-0	20-27-1
398-62396-1	10-47	3B2-66322-1	20-3	3C8-62421-1	10-45	3LD-00046-0	2-6
398-62396-1	10-49	3B2-70260-1	12-26	3C8-66011-0	9-50	3LD-00046-0	20-27-4
398-63012-0	11-8	3B2-76062-0	7-29	3C8-66308-0	6-35	3LD-00090-0	2-46
398-63041-0	11-12	3B2-76062-0	20-17-14	3C8-66308-0	12-13	3LD-00090-0	20-27-2
398-63053-0	11-5	3B2-76062-0	20-18-14	3C8-66308-0	15-5	3LD-00121-0	2-23
398-63717-1	1-54	3B2-76120-1	7-25	3C8-67146-0	12-9	3LD-00121-0	20-21-13
398-63717-1	20-25-14	3B2-76120-1	20-17-16	3C8-72100-1	19-1	3LD-01291-0	2-22
398-66012-0	9-49-1	3B2-76120-1	20-18-16	3C8-72181-0	6-42	3LD-03100-0	4-1-3
398-66013-0	9-49-2	3B2-76147-2	7-27	3E0-70270-0	16-15	3LD-03147-0	4-5-2
398-66014-0	9-49-3	3B2-76147-2	20-17-12	3E3-03147-0	4-5-1	3LD-04562-0	4-3-3
398-66014-0	20-26-8	3B2-76147-2	20-18-12	3E3-03147-0	20-20-4	3LD-06049-0	6-37-2
398-66031-0	9-52	3B7-05243-0	1-64	3E3-64333-0	4-22	3LD-06102-0	6-7
398-76049-0	7-39	3B7-63731-0	7-18	3F3-76217-0	18-2-1	3LD-06133-0	6-15
398-76049-0	20-17-28	3B7-63731-0	20-18-28	3F3-76218-0	18-2-2	3LD-63718-0	6-28-2
398-76080-0	7-14	3B7-63733-0	1-47	3F3-76219-0	18-2-3	3LD-64325-0	9-1
398-76080-0	20-18-24	3B7-63733-0	1-57	3F3-84908-0	14-29	3LD-67501-0	15-6
398-76083-0	7-19	3B7-63733-0	20-25-13	3F5-65029-0	9-43	3LD-87121-0	20-21-3
398-76083-0	20-18-26	3B7-67179-0	13-20	3F5-65029-0	20-22-2	3LD-87123-1	2-31-1
398-83880-1	14-1	3B7-70200-4	16-1	3F5-65029-0	20-23-2	3LD-87124-1	2-31-2
398-87321-3	20-24-1	3B7-70280-1	16-8	3F5-65029-0	20-24-2	3LD-87130-0	2-42-1
398B01001-1	1-11-2	3B7-72201-0	19-2	3G2-00011-0	2-27-1	3LD-87131-0	2-42-2
398Q60100-2	9-9	3B7-72530-2	19-3	3G2-00014-0	2-27-2	3LD-87801-0	15-12
398Q63000-3	20-25-1	3B7-72656-0	19-5	3G2-02411-0	3-31	3LDH67500-2	15-9
398Q63003-1	11-1	3B7-72659-0	19-4	3G2-02414-1	3-36	3LDJ01001-0	1-11-3
398Q63003-1	20-25-2	3B7-72661-0	19-6	3G2-02414-1	20-21-22	3LDJ01100-0	1-1-3
398Q63011-1	11-3	3B7-76142-1	1-72	3G2-03100-5	4-1-1	3LDJ87090-1	20-19-2
398Q87301-4	20-1-1	3B7-76145-0	7-26	3G2-03120-0	4-12	3LDQ61191-0	8-2-1
398Q87302-4	20-1-2	3B7-76145-0	20-17-20	3G2-03141-0	4-17-2	3LDQ61192-0	8-2-2
398Q87304-4	20-1-3	3B7-76145-0	20-18-20	3G2-03156-0	4-11	3LDQ67100-0	12-1-2
398Q87314-0	20-26-1	3B7Q84312-0	17-16	3G2-06002-1	6-6	3M2-00031-1	2-10
3A1-83710-1	14-16	3B7Q84343-0	17-42	3G2-06023-1	6-8	3M2-00069-1	2-7
3A1-83722-0	14-3	3B7Q84350-3	17-1	3G2-06025-1	6-12	3M2-00122-0	2-3
3A3-06830-0	18-5	3B7Q84360-1	17-2	3G2-06060-2	6-32	3M2-00122-0	20-21-12
3A3-62396-1	10-51	3B7Q84366-0	17-35	3G2-06061-0	6-33	3M2-03100-2	4-1-2
3A3-76037-0	6-19	3B7Q84441-0	17-34	3G2-62434-0	20-8	3M2-03141-0	4-17-1
3A3-76037-0	6-36	3B8B64516-1	9-59-2	3G2-66305-0	20-7	3M2-03151-0	4-2-1
3A3-76037-0	17-3	3B8B64518-1	9-59-3	3G2-66311-1	10-52	3M2-03152-0	4-3-1
3A3-76086-1	18-3	3B8B64521-1	9-59-4	3G2-66312-1	10-66	3M2-03167-0	3-11
3A3-76145-0	7-28	3B8B64524-1	9-59-5	3G2-66313-1	10-61	3M2-03171-0	3-12
3A3-76145-0	20-17-13	3BJ-60108-0	9-15	3G2-66319-1	10-62	3M2-04560-0	4-3-2
3A3-76145-0	20-18-13	3BJ-65017-0	9-40	3G2-66321-0	10-64	3M2-04616-0	4-2-2
3A3-81301-0	17-53	3BKQ60101-1	9-10	3G2-66324-0	20-4	3M2-05215-0	5-33

3M2-06921-0	6-38	910103-6618	7-13	930103-0500	17-31	951503-1610	13-19
3M2-06926-0	6-39	910103-6618	20-17-7	930103-0500	19-7	951503-1610	20-15
3M2-66226-0	12-19	910103-6618	20-18-7	930103-0500	20-25-15	951503-2520	13-17
3M2-87123-0	2-26-1	910103-7630	6-47-1	930103-0600	1-61	951503-2522	13-8
3M2-87124-0	2-26-2	910103-7630	6-47-2	930103-0600	5-14	951603-0800	1-60
3M2-87130-0	2-34-1	910103-7630	12-34	930103-0600	10-8	951603-0800	20-25-12
3M2-87131-0	2-34-2	910103-7630	20-25-6	930103-0600	14-7	9601-0-6205	9-8
3M2-87801-1	15-7-1	910121-6620	6-4	930103-0600	17-8	9601-0-6205	9-11
3M2B02010-1	3-1-1	9101E3-0625	11-16	930103-0600	20-25-10	9601-0-6302	9-48
3M2H67521-1	15-11	9101E3-0830	10-19	930103-0800	3-27	9603-3-6305	2-18
3M2J02010-1	3-1-2	9101E3-5612	10-50	930103-0800	8-13	9603-3-6305	2-19
3M2Q67521-1	15-3	9101E3-5620	12-3	930103-0800	9-57	9701-1-1010	1-68-2
3M3-00042-0	2-5	9101E3-5652	20-22-7	930103-0800	10-36	9701-1-1015	1-68-1
3M3-01012-0	1-14	9101E3-5675	11-17	930103-0800	10-70	98AB-30-270	1-38
3M3-01303-0	1-69	9101E3-5818	10-44	930103-0800	14-19	98AB-50-185	12-29
3M3-01303-0	20-21-21	9101F4-0616	13-5	930103-0800	20-26-5	98AB-50-220	3-29
3M3-06001-1	6-5	9101F4-0616	13-10	930121-0600	3-8	98AB-701600	16-7
3M3-06048-2	6-37-1	9101F4-0625	1-28	930203-0300	4-26	98AB-70-700	16-6
3M3-06091-1	7-1	9101F4-0630	5-24	930403-0400	9-32	98AL-40-030	1-32
3M3-06091-1	20-17-15	9101F4-0635	5-13	930403-0600	11-18	98AL-40-220	1-33
3M3-06091-1	20-18-15	9101F4-5630	1-19	930403-0600	15-4	98AL-40-270	1-30
3M3-61017-1	1-70	9101F4-5652	9-45	930403-0800	1-50		
3M3-63718-0	6-28-1	910306-0405	4-15	930403-0800	14-24		
3M3-87801-1	15-7-2	910403-0518	14-10	931121-1600	6-17		
3M3H67640-3	15-10	9106E3-0808	1-23	940103-0600	3-21		
3M3Q63005-1	11-2	910903-0506	3-14	940103-0600	5-25		
3M3Q67640-3	15-2	915221-0823	1-48	940103-0600	6-45		
3M3Q67645-4	15-1	915324-0625	3-7	940103-0600	6-49		
3M4-76084-0	7-17	915324-0630	3-9	940103-0600	13-6		
3M4-76084-0	20-18-27	9153E3-0825	8-6	940103-0800	10-58		
3M4-87123-0	2-29-1	9153E3-0825	8-11	940103-0800	10-71		
3M4-87124-0	2-29-2	9153E3-0825	20-26-3	940103-0800	14-21		
3M4-87130-0	2-38-1	916103-0550	3-16	940103-0800	14-26		
3M4-87131-0	2-38-2	916103-0680	3-20	940103-0800	17-13		
3M4-87801-1	15-7-3	916103-0830	7-7	940103-1000	10-28		
3M5B87090-A	20-19-1	916103-0830	7-10	940121-0600	3-10		
3M7B87090-B	20-19-3	916103-0830	20-17-3	940121-0600	5-15		
3N5-84331-0	18-8	916103-0830	20-18-3	940121-0800	1-9		
3N5-84333-0	18-9	916124-0628	3-5	9401E3-0600	1-29		
3N5-84336-0	18-10	916124-0635	3-6	9401E3-0600	10-6		
3N5-84465-0	18-11	916124-0845	1-8	9401E3-0600	10-7		
3P0-66233-0	8-12	9161E3-0855	10-35	9401E3-0800	1-15		
3P0-66233-0	9-58	9161E3-0885	10-34	9401E3-0800	1-71		
3P0-66233-0	10-37	921503-0315	18-4	941303-0500	3-17		
3P0-66233-0	20-26-4	921503-0406	17-17	941303-0500	7-24		
3P0-72679-0	19-10	921503-0430	9-31	941303-0500	14-11		
3P0-83857-0	14-30-1	921503-0510	17-39	941303-0500	19-8		
3R0-66308-0	10-55	921503-0525	1-52	941303-0500	20-17-11		
3T5-01133-0	1-35	921503-0525	6-23	941303-0500	20-18-11		
3T5-84398-0	6-40	921503-0525	7-23	941303-0600	6-46		
3V1-60217-0	9-16	921503-0525	20-17-10	941303-0600	13-11		
3V1-62106-0	10-74	921503-0525	20-18-10	941303-0600	14-8		
3V1-63035-1	11-13	921503-0610	1-66	941303-0800	7-8		
3V1-63036-0	11-15	921503-5430	5-26	941303-0800	7-11		
3V1-63077-0	11-14	921503-5510	6-27	941303-0800	14-20		
3V1Q62105-0	10-72	921503-5612	12-25	941303-0800	20-17-4		
3V1Q62108-0	10-73	921503-6408	7-35	941303-0800	20-18-4		
3V6-62117-0	10-5	921503-6408	20-17-24	941322-0600	5-16		
3V6Q62112-2	10-1	921503-6512	7-34	941403-0800	1-43		
3V6Q62113-1	10-2	921503-6512	20-17-22	941403-0800	5-31		
3V9-87326-0	9-60	921503-6612	7-16	941403-1000	11-10		
3V9Q60000-1	9-4	921503-6612	20-18-21	941403-1200	13-2		
910103-0525	17-32	921503-7616	5-32	941403-1400	12-10		
910103-0612	12-12	921521-6406	6-14-1	945102-2500	2-21		
910103-0616	1-21	921521-6406	6-14-2	945303-0500	5-6		
910103-0660	6-44	921521-6510	6-25	945303-0500	20-5		
910103-0830	14-18	921521-6525	6-11	945303-0600	10-63		
910103-0840	14-27	921521-6530	6-9	945303-0600	12-32		
910103-0885	10-69	9215F1-0620	3-19	945303-0600	17-26		
910103-5514	6-29	921603-0512	17-21	945303-0600	20-25-7		
910103-5610	10-48	921603-0518	17-19	951403-0310	11-11		
910103-5612	1-40	921703-0305	4-25	951403-0312	7-37		
910103-5612	1-73-1	921722-0410	4-8	951403-0312	13-15		
910103-5612	1-73-2	921803-0525	11-9	951403-0312	20-16		
910103-5612	20-17-17	921803-0620	9-34	951403-0312	20-17-26		
910103-5612	20-18-17	922503-0410	4-14	951403-0316	5-11		
910103-5614	6-34	922503-0410	20-20-10	951403-0535	20-10		
910103-5620	9-17	922553-0512	3-33	951403-0540	10-41		
910103-5620	10-4	930103-0500	1-53	951407-0308	2-13		
910103-5620	10-39	930103-0500	1-55	951407-0312	9-51		
910103-5625	8-9	930103-0500	1-63	951503-0212	10-65		
910103-6512	9-56	930103-0500	6-24	951503-0212	20-14		
910103-6616	14-15	930103-0500	14-12	951503-0322	9-64		

TOHATSU CORPORATION

**Address : 5-4,3-chome,Azusawa,Itabashi-ku,
TOKYO,174-0051 JAPAN**

Phone : TOKYO (03)3966-3117

FAX : TOKYO (03)3966-0090

Website : www.tohatsu.co.jp

**2013
PARTS CATALOG**

M 9.9D2

15D2

18E2

MX 18E2